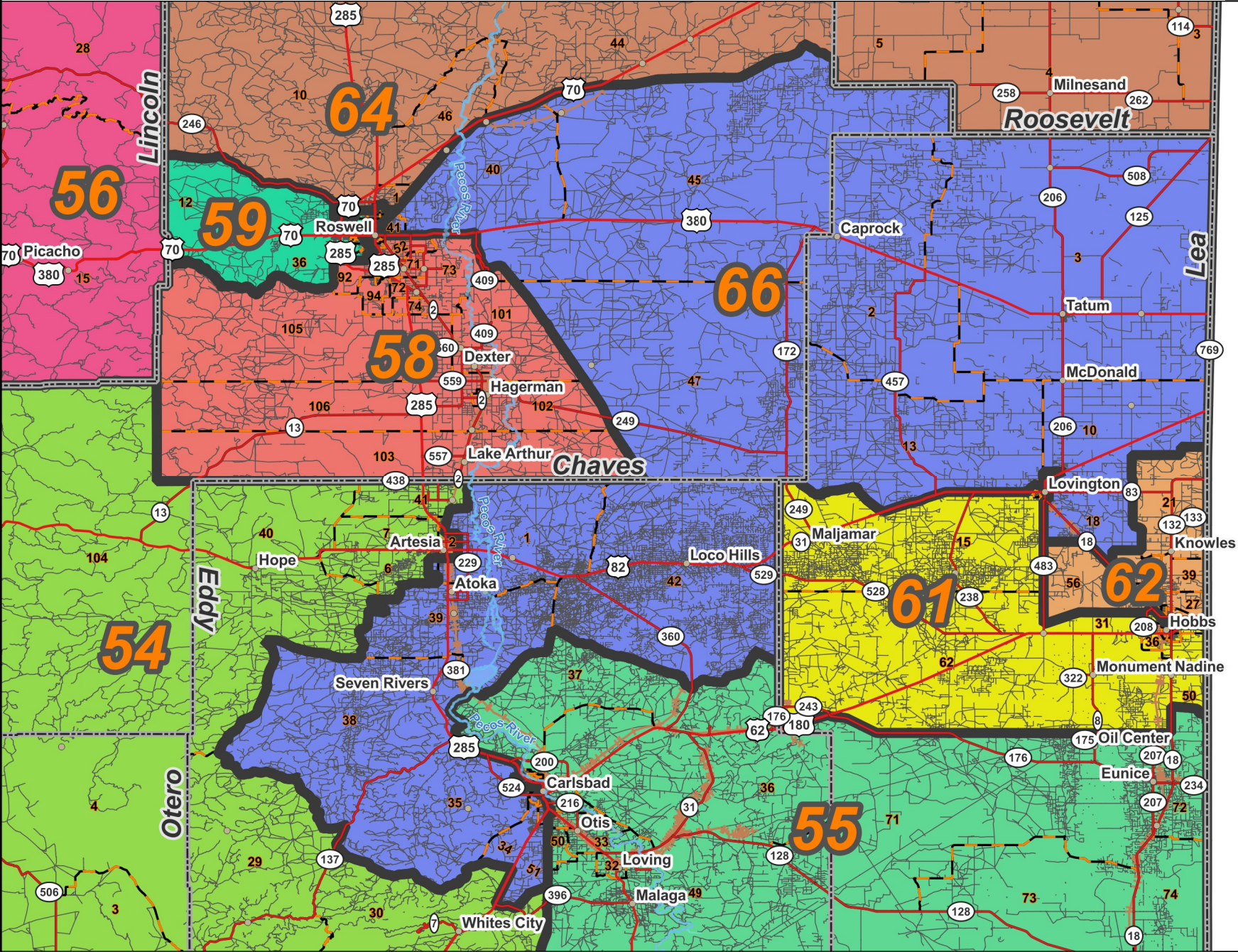


# State House: District 66



Prepared for the New Mexico Legislative Council Service

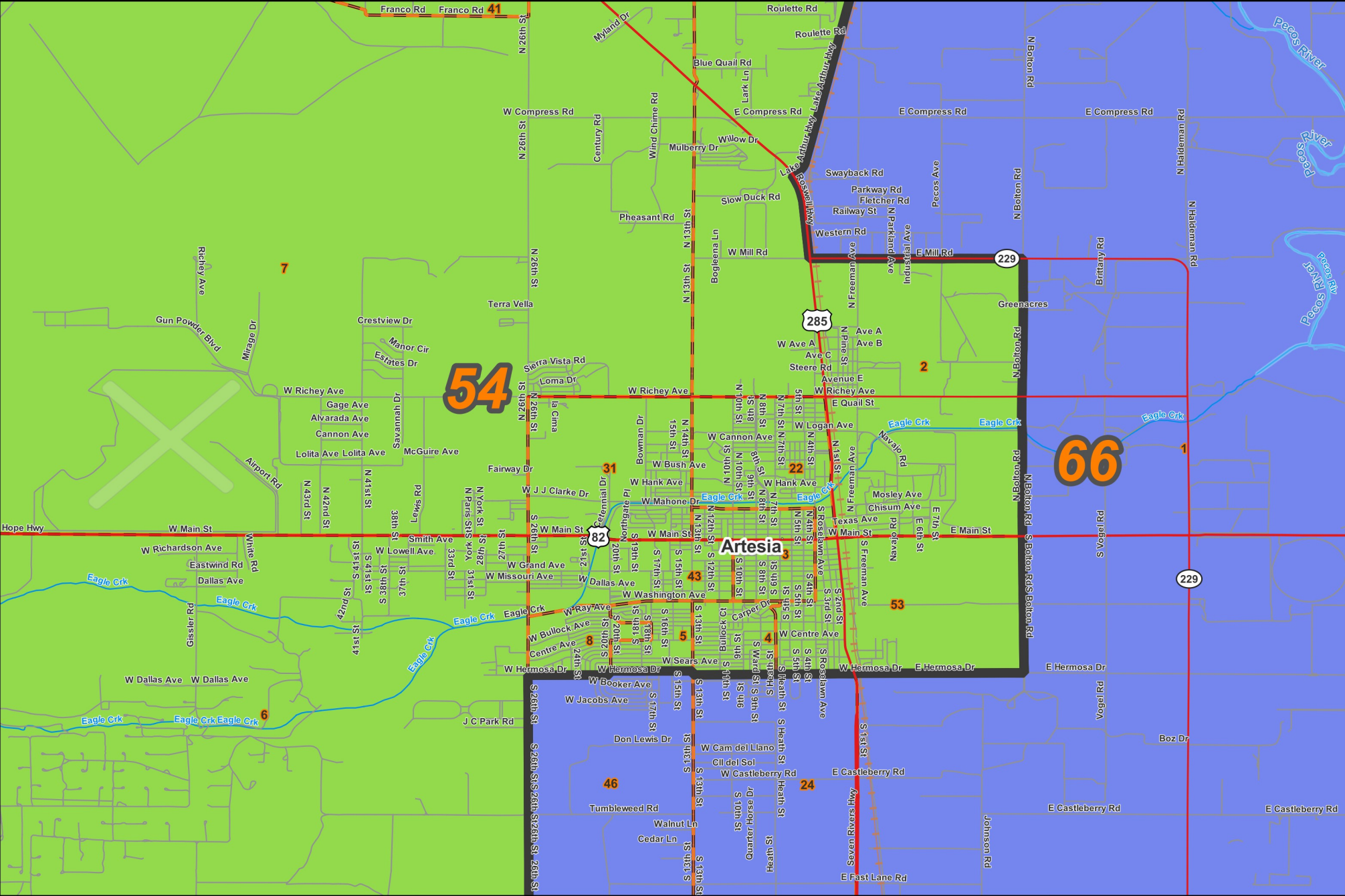


Precincts
  Nat. Amer. Lands  
 Counties

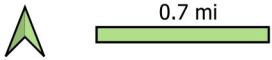
06/26/2023

# State House: District 66

# Artesia

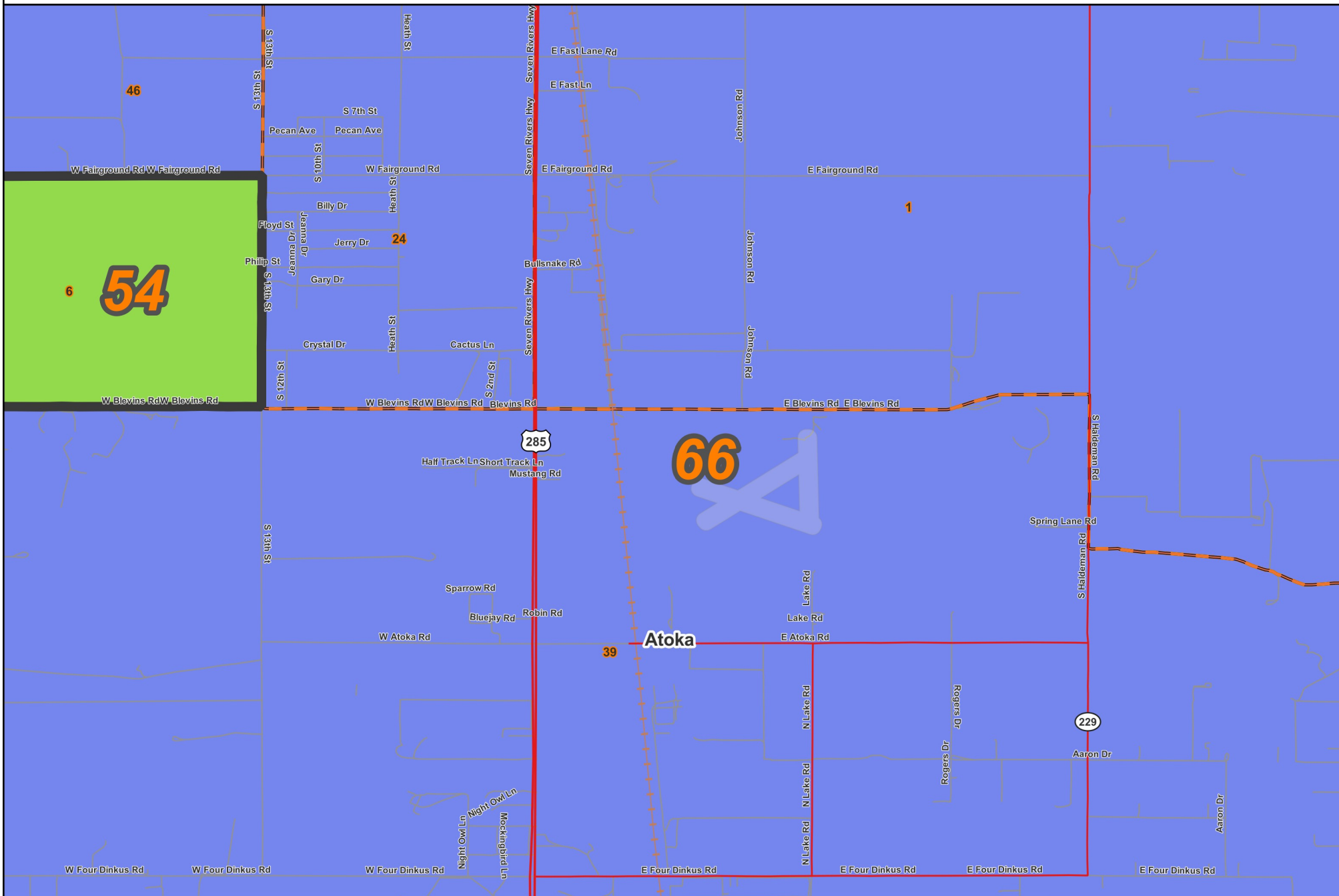


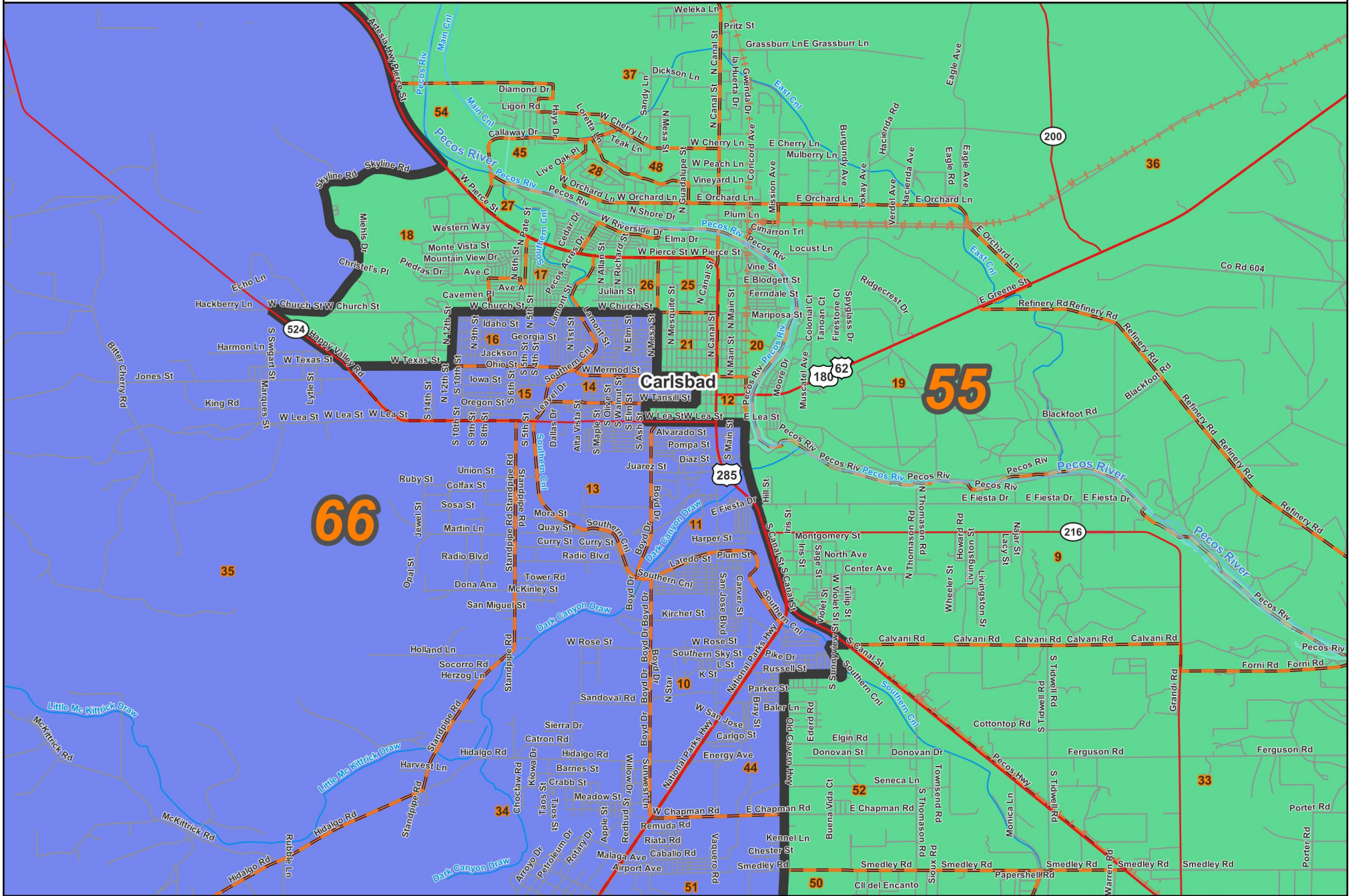
Prepared for the New Mexico Legislative Council Service



Legend:  
Precincts (thick black line)  
Counties (thin grey line)  
Nat. Amer. lands (dotted pattern)

06/19/2023





Prepared for the New Mexico Legislative Council Service



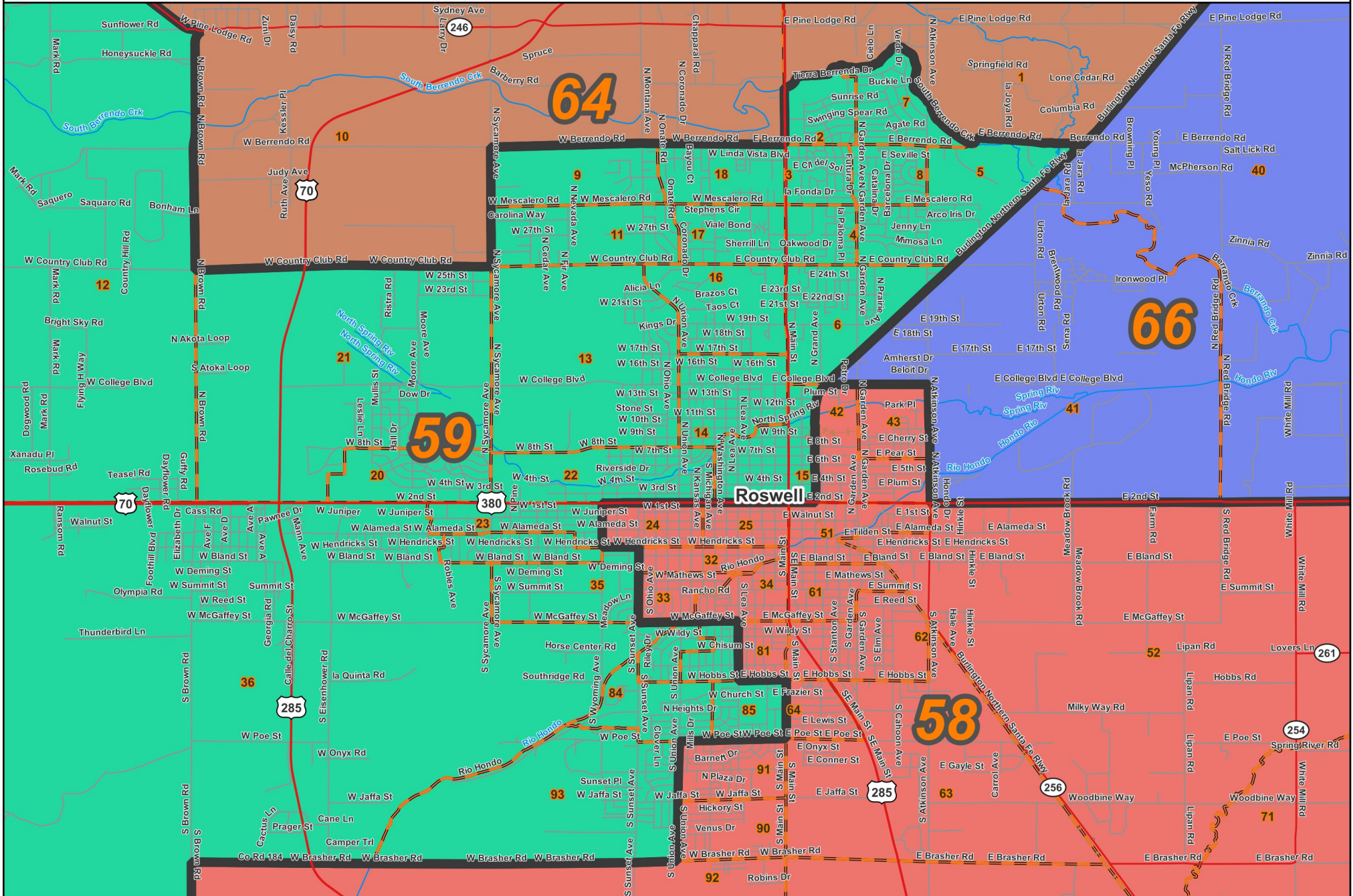
0.9 mi

- Precincts
- Nat. Amer. lands
- Counties

06/19/2023

# State House: District 66

# Roswell



Prepared for the New Mexico Legislative Council Service



0.8 mi

- Precincts
- Nat. Amer. lands
- Counties

06/19/2023

County / Precinct	Total Population	Adult Hispanic	Adult Non-Hispanic				
			White	Native American	Black	Asian	Other
CH 40	577	27.1%	68.6%	0.0%	0.2%	0.9%	3.2%
CH 41	1,618	42.9%	52.1%	0.9%	1.0%	0.2%	2.9%
CH 45	47	61.1%	36.1%	0.0%	2.8%	0.0%	0.0%
CH 47	35	59.3%	14.8%	11.1%	0.0%	0.0%	14.8%
ED 1	849	43.0%	50.9%	0.9%	0.2%	0.0%	4.9%
ED 10	2,064	61.1%	24.5%	2.5%	8.4%	1.4%	2.1%
ED 11	1,339	69.2%	23.2%	0.5%	3.0%	2.1%	1.9%
ED 13	1,532	65.1%	29.6%	0.2%	2.6%	0.4%	2.2%
ED 14	1,034	59.3%	34.6%	0.1%	3.4%	0.0%	2.6%
ED 15	1,391	58.0%	37.3%	0.4%	1.5%	0.3%	2.5%
ED 16	2,249	61.0%	33.5%	0.3%	2.1%	0.3%	2.8%
ED 23	1,433	53.5%	40.5%	0.7%	1.5%	0.7%	3.1%
ED 24	1,101	37.5%	58.6%	0.7%	0.5%	0.0%	2.7%
ED 34	1,816	49.9%	43.9%	1.0%	1.3%	0.2%	3.7%
ED 35	1,572	33.8%	60.2%	1.1%	0.3%	0.9%	3.7%
ED 38	254	25.1%	72.2%	0.0%	0.0%	0.0%	2.7%
ED 39	753	41.3%	55.1%	0.5%	0.0%	0.0%	3.1%
ED 42	99	29.0%	65.2%	2.9%	1.4%	0.0%	1.4%
ED 44	1,415	60.0%	34.7%	1.4%	1.4%	1.5%	1.1%
ED 46	857	37.6%	56.9%	2.3%	0.3%	0.5%	2.3%
ED 51	1,803	43.3%	51.3%	1.0%	0.7%	0.2%	3.4%
LE 2	73	29.4%	66.7%	0.0%	0.0%	0.0%	3.9%
LE 3	1,086	39.8%	56.7%	0.4%	0.4%	0.2%	2.5%
LE 8	796	60.9%	36.1%	0.0%	1.3%	0.7%	1.1%
LE 10	2,269	53.2%	40.5%	0.9%	2.1%	0.3%	3.0%
LE 13	1,744	64.9%	30.9%	1.0%	1.0%	0.1%	2.1%
LE 18	1,026	52.2%	41.0%	0.8%	2.9%	0.3%	2.9%
<b>District Total</b>	<b>30,832</b>	<b>51.9%</b>	<b>42.1%</b>	<b>0.9%</b>	<b>1.9%</b>	<b>0.5%</b>	<b>2.7%</b>