

March 2016 Quarterly Update

Quarterly Status of Outstanding Capital Funds

- As of March 2016, nearly \$900 million from all funding sources for 2,589 projects remains outstanding; including \$132.7 million earmarked fund balances for water (\$69.5 million), colonias (\$34.2 million), and tribal (\$29 million) infrastructure projects, but does not include approximately \$374.2 million balances from supplemental severance tax bonds for public schools.
- Since the December 2015 quarterly report, 159 projects closed with approximately \$86.2 million expended or reverted.
- Percentage of outstanding funding sources: general fund (GF) is 4 percent, severance tax bonds (STB) 64 percent, general obligation bonds (GOB) 20 percent, and other state funds (OSF) 12 percent.

2009-2015 Capital Outlay All Fund Sources "Outstanding" Projects Only (in millions)

Year	Number of Projects	Amount Appropriated	Amount Expended	Amount Unexpended	Percent Expended for Year
2009	1	\$10.0	\$9.4	\$0.6	88%
2010	0	\$0.0	\$0.0	\$0.0	100%
2011	24	\$26.6	\$19.7	\$6.8	69%
2012	190	\$167.5	\$131.1	\$36.3	66%
2013	408	\$196.6	\$91.2	\$105.4	34%
2014	844	\$431.6	\$78.2	\$353.4	10%
2015	\$1,122.0	\$363.3	\$10.8	\$352.6	0%
Total	2,589	\$1,195.6	\$340.4	\$855.2	

Note: Data includes projects for water, colonias and tribal earmarked funds.

Source: Capital Projects Monitoring System

Of funds authorized from GF and STB only, \$229.9 million for state-owned projects and \$216.8 million for local projects remain unexpended. The following table demonstrates the amount and percent expended by state and local entities by year.

2009-2015 Capital Outlay Funding "Outstanding" STB and GF Projects Only (in millions)

Year	STATE ALLOCATIONS					LOCAL ALLOCATIONS				
	Number of Projects	Amount Appropriated	Amount Expended	Amount Unexpended	Percent Expended for Year	Number of Projects	Amount Appropriated	Amount Expended	Amount Unexpended	Percent Expended for Year
2009	1	\$10.0	\$9.4	\$0.6	93.6%	0	\$0.0	\$0.0	\$0.0	*
2010	0	\$0.0	\$0.0	\$0.0	0.0%	0	\$0.0	\$0.0	\$0.0	0.0%
2011	19	\$25.3	\$19.2	\$6.1	76.0%	0	\$0.0	\$0.0	\$0.0	*
2012	14	\$51.3	\$44.0	\$7.3	85.8%	54	\$10.3	\$6.7	\$3.6	65.0%
2013	60	\$74.6	\$44.3	\$30.3	59.4%	278	\$44.7	\$13.8	\$30.9	30.8%
2014	21	\$55.3	\$24.3	\$31.1	43.9%	499	\$106.5	\$14.4	\$92.1	13.6%
2015	167	\$160.3	\$5.8	\$154.5	3.6%	811	\$92.4	\$2.2	\$90.2	2.3%
Total	282	\$ 376.8	\$ 146.9	\$ 229.9		1,642	\$ 253.9	\$ 37.1	\$ 216.8	

* No allocations made for local projects.

Source: Capital Projects Monitoring System

- LFC staff tracks all appropriations funded for \$1 million or greater, these total \$1.2 billion for 221 projects. Unexpended balances total \$663.8 million, or 78 percent of appropriated funds. Since the December 2015 report, 5 appropriations, totaling nearly \$9.6 million, were fully expended.
- **Note:** Data for quarterly and \$1 million or greater reports is derived from the Capital Project Monitoring System operated and maintained by the Department of Finance and Administration; data includes expenditure, milestones achieved last quarter, projected milestones updated by state

agencies responsible for oversight of the projects. The \$1 million or greater and quarterly reports are posted on the LFC website under “*Publications and Reports*” at [://www.nmlegis.gov/lcs/lfc/lfccapital](http://www.nmlegis.gov/lcs/lfc/lfccapital).

Major Projects Completed

➤ EDD - Local Economic Development Act (2014 STB)	\$5 million
➤ TRD - Equipment Replacement (2013 STB)	\$1.5 million
➤ DFA - Las Cruces East Mesa Public Safety Campus Construction (2012 STB)	\$1.2 million
➤ OSE – San Acacia Levee (2015 OSF)	\$1 million
➤ Cumbres & Toltec Scenic Railroad - Track and Broiler Rehab (2013 STB)	\$800 thousand

2014 Water Initiative Status (Attachment A)

- \$83.5 million was authorized for water projects statewide in the 2014 capital outlay bill.
- \$66.2 million, or 79 percent, remains unexpended.
- Of the 191 water projects funded, only 30 have been completed

Authorized but Unissued Status (Attachment B)

- Following the December bond sale, 53 projects authorized for nearly \$10 million remain unissued.
- 18 entities in 11 counties are not compliant with Executive Order 2013-006 resulting in 18 projects totaling approximately \$1 million being “ineligible” for bond issuance. The majority of projects are for water systems (6) and acequias (8).

Public Schools Facilities Authority (PSFA) Fund Balance and Project Status Reports (Attachments C & C (1))

- Public school capital outlay fund balance as of April 11, 2016 is \$374.2 million.
- Supplemental STB award balances (Public School Capital Outlay Council awards less commitments) is \$338,162.
- Project Status Report – Attachment C (1)
 - 3 projects in development
 - 23 projects in planning and design phase
 - 28 projects in construction



Water Infrastructure Projects were the primary focus of the 2014 capital outlay bill, with \$86.2 million appropriated for 200 storage, delivery, and treatment projects. The appropriations only made a dent in the \$1 billion water infrastructure improvement needs statewide. However, only \$83.5 million of these appropriations is available for 191 projects because \$2.3 million was appropriated for two fund transfers and bonds have not been sold for seven projects totaling \$426 thousand. Nearly half of this funding is dedicated to 98 inactive projects, meaning not a single penny has been expended. Additionally, \$66.2 million, or 79 percent, is unspent, and only 30 of the 191 projects are complete and 98 projects are inactive.

Status by Oversight Agency
(dollars in thousands)

Agency	Active Projects	Inactive Projects	Amount	Balance	Percent Unspent
DFA	1	0	\$504.0	\$0.0	0%
EMNRD	1	0	\$6,200.0	\$2,182.7	35%
OSE*	21	23	\$21,963.0	\$19,257.3	88%
IAD	0	4	\$442.7	\$442.7	100%
NMED*	68	70	\$53,221.7	\$43,454.3	82%
Dept. of Ag.	2	1	\$1,160.0	\$898.6	77%
TOTAL	93	98	\$83,491.5	\$66,235.6	79%

* Projects for which bonds were not sold and fund transfers not included

Source: LFC Files

The Energy, Minerals and Natural Resources Department (EMNRD) received \$6.2 million for watershed restoration and has made the most progress in spending the funds by taking a proactive approach and setting up grant agreements and working with other partners before the funds were received. To date, the agency has spent over \$4 million, or 65 percent, of the appropriation.

While the New Mexico Environment Department (NMED) oversaw ten of the eleven largest completed projects, totaling \$3.5 million, 70 projects remain inactive and \$19.2 million, 82 percent of the appropriations are unspent.

In addition to the funding appropriated in the 2014 capital outlay bill – and in accordance with Section 7-27-10.1(B) NMSA 1978, which allocates 10 percent of annual severance tax bonding capacity to the water project fund – \$33 million was made available for 22 water projects through the Water Trust Board. This funding is tracked in the Legislative Finance Committee's quarterly capital outlay report, and \$25.2 million, or 76 percent, of 2014 funding is unspent. The water project fund received \$32.4 million in 2015 and \$13.4 million from the 2016 legislative session.



Status by County
(dollars in thousands)

County	Number of Projects	Amount	Balance	Percent Unspent	Percent of Funding Active
Bernalillo	7	\$3,105.0	\$1,704.7	55%	89%
Chaves*	1	\$100.0	\$100.0	100%	0%
Cibola*	3	\$1,118.0	\$1,087.2	97%	19%
Colfax	7	\$1,945.0	\$1,873.2	96%	15%
Curry	2	\$420.0	\$420.0	100%	0%
Dona Ana*	13	\$10,547.2	\$10,110.6	96%	27%
Eddy	4	\$1,053.5	\$708.9	67%	54%
Grant	3	\$508.0	\$416.0	82%	80%
Guadalupe*	7	\$1,055.0	\$1,013.1	96%	5%
Harding	2	\$70.0	\$67.0	96%	43%
Lea	6	\$1,316.0	\$1,316.0	100%	0%
Lincoln	9	\$910.0	\$551.5	61%	68%
McKinley	3	\$545.0	\$310.3	57%	95%
Mora*	3	\$782.0	\$668.3	85%	100%
Otero	6	\$4,907.0	\$4,796.0	98%	9%
Quay	1	\$50.0	\$0.0	0%	100%
Rio Arriba	22	\$9,359.6	\$8,939.3	96%	15%
Roosevelt	2	\$195.0	\$116.1	60%	49%
San Juan	7	\$1,891.2	\$1,291.5	68%	81%
San Miguel	14	\$13,232.0	\$12,261.0	93%	68%
Sandoval	11	\$2,760.0	\$1,113.5	40%	91%
Santa Fe*	19	\$2,170.0	\$1,137.0	52%	70%
Sierra	3	\$520.0	\$235.0	45%	55%
Socorro*	2	\$500.0	\$280.2	56%	80%
Taos*	14	\$1,001.0	\$482.2	48%	64%
Torrance	5	\$1,310.0	\$1,144.9	87%	99%
Valencia	4	\$3,386.0	\$1,313.5	39%	100%
Multiple	4	\$2,135.0	\$1,892.9	89%	25%
Statewide*	7	\$16,600.0	\$10,885.5	66%	94%
Total	191	\$83,491.5	\$66,235.6	79%	57%

* Projects for which bonds were not sold and fund transfers not included

Source: LFC Files

BOF Official Authorized but Unissued following 12-29-15 Bond Sale

Approp ID	Title	County	Approp Amount	EO Eligibility	BOF Status *	Agency	Certification Deadline
14-1335	MARTIN LUTHER KING, JR. COMM OFFICE/MUSEUM/LIBRARY	Bernalillo, Sandoval	160,000		Not Ready	GSD	6/30/2016
14-1352	ALB INSTITUTE FOR MATHEMATICS & SCIENCE EXPANSION	Bernalillo	50,000		Not Ready	PED	6/30/2016
14-1386	CIEN AGUAS INTERNATIONAL SCHL LAND/FACILITIES <i>(Sold Partial for \$5,476; Approp Amt \$105,000)</i>	Bernalillo	99,524		Not Ready	PED	6/30/2016
14-1540	EAST MOUNTAIN HIGH SCHL LIBRARY AIR CONDITIONING <i>(Total \$25,000)</i>	Bernalillo	5,000		Not Ready	PED	6/30/2016
14-1603	FAMBROUGH MDWCA WATER SYSTEM IMPROVE	Chaves	84,000	Ineligible	Ready	NMED	6/30/2016
14-1606	CEBOLLETA LAND GRANT WASTEWATER SYSTEM IMPROVE	Cibola	150,000	Ineligible	Ready	NMED	6/30/2016
14-1618	DESERT AIRE MDW & SWA WATER SYSTEM IMPROVE	Dona Ana	50,000	Ineligible	Ready	NMED	6/30/2016
14-1792	ANTON CHICO/LA LOMA/TECOLOTITO ACEQUIAS IMPROVE	Guadalupe	40,000	Ineligible	Not Ready	OSE-ISC	6/30/2016
14-1796	RAINSVILLE ACEQUIA DEL SUR IMPROVE	Mora	53,000		Missing	OSE-ISC	6/30/2016
14-1809	ACEQUIA DEL RANCHO IMPROVEMENTS PHASE 1	Santa Fe	34,000		Missing	OSE-ISC	6/30/2016
14-1821	ACEQUIA DE LAS JOLLAS & RIO CHIQUITO COMPUERTA	Taos	15,000	Ineligible	Ready	OSE-ISC	6/30/2016
14-1830	BERN CO EDUCATION & WORKFORCE TRAINING CENTER	Bernalillo	20,000		Not Ready	LGD-DFA	6/30/2016
14-1886	ATRISCO LAND GRANT EDUCATION CENTER RENOVATE	Bernalillo	45,000	Ineligible	Not Ready	LGD-DFA	6/30/2016
14-1935	HIDALGO CO RODEO MEDICAL CLINIC CONSTRUCT	Hidalgo	400,000		Not Ready	LGD-DFA	6/30/2016
14-1999	SANTA FE CO LA FAMILIA MED CTR SOUTHSIDE BLDG ROOF	Santa Fe	10,000		Not Ready	LGD-DFA	6/30/2016
14-2088	EAST AZTEC ARTERIAL ROUTE CONSTRUCT <i>(Sold Partial for \$1 million)</i>	San Juan	2,819,775		Not Ready	DOT	6/30/2016
14-2305	LOS LUNAS DRUG AND SUBSTANCE ABUSE <i>(Orig Proj # 12-1281)</i>	Valencia	3,000,000		Not Ready	GSD	6/30/2016
15-0180	MARTIN LUTHER KING JR COMMISSION OFFICE/MUS/LIBR	Bernalillo	35,000		Not Ready	MLKJC	6/30/2017
15-0196	CORRECTIONS DEPT OFFENDER MGMT SYS PH 1	Santa Fe	35,000		Not Ready	NMCD	6/30/2017
15-0249	TECHNOLOGY LEADERSHIP HIGH SCHL LAND ACQUISITION	Bernalillo	100,000		Not Ready	PED	6/30/2017
15-0434	EARLY COLLEGE HIGH SCHL CARLSBAD	Eddy	250,000		Not Ready	PED	6/30/2017
15-0494	LAKE ARTHUR WATER SYS IMPROVE CHAVES CO	Chaves	90,000	Ineligible	Ready	NMED	6/30/2017
15-0533	TIERRA AMARILLA MDWA WTR STORAGE TANK	Rio Arriba	50,000		Missing	NMED	6/30/2017
15-0542	LAS TUSAS MDWCA WATER SYS IMPROVE	San Miguel	35,000	Ineligible	Ready	NMED	6/30/2017
15-0544	ROWE MDWCA WATER SYS IMPROVE	San Miguel	10,000	Ineligible	Ready	NMED	6/30/2017
15-0549	GREATER GLORIETA COM REG MDWC&SWA PHASE 3 IMPROVE	Santa Fe	20,000		Not Ready	NMED	6/30/2017
15-0552	SANTA FE CO AGUA FRIA SEWER LINE ANTONIO LANE	Santa Fe	50,000		Not Ready	NMED	6/30/2017
15-0607	LAKE VALLEY CHP CHAPTER HOUSE	San Juan	100,000		Missing	DIA	6/30/2017
15-0631	HORMIGOSO ACEQUIAS IMPROVE ANTON CHICO	Guadalupe	30,000	Ineligible	Ready	OSE-ISC	6/30/2017
15-0634	ACEQUIA DE LA OTRA VANDA REPAIR & RESTORE	Rio Arriba	20,000	Ineligible	Ready	OSE-ISC	6/30/2017
15-0636	SANCHEZ, LUCERO, TRUJILLO ACEQUIA RIO ARRIBA CO	Rio Arriba	30,000		Missing	OSE-ISC	6/30/2017
15-0640	SAN JOSE DE HERNANDEZ CD IMPROVE RIO ARRIBA CO	Rio Arriba	10,000		Missing	OSE-ISC	6/30/2017
15-0643	SAN AUGUSTIN CMTY DITCH IMPROVE PH2	San Miguel	25,000		Missing	OSE-ISC	6/30/2017
15-0644	ACEQUIA MADRE DE LAS VEGAS IMPROVE	San Miguel	25,000		Missing	OSE-ISC	6/30/2017
15-0646	ACEQUIA MADRE VILLANUEVA DITCH SOUTHSIDE IMPROVE	San Miguel	10,000	Ineligible	Ready	OSE-ISC	6/30/2017
15-0650	EL GUICU DITCH IMPROVE SANTA FE CO	Santa Fe	100,000	Ineligible	Ready	OSE-ISC	6/30/2017
15-0652	ACEQUIA DE LA CIENEGA IMPROVE CAMINO CAPILLA VIEJA	Santa Fe	30,000		Missing	OSE-ISC	6/30/2017
15-0661	BERN CO COMMUNITY DEVELOPMENT IMPROVE	Bernalillo	123,000		Not Ready	LGD-DFA	6/30/2017
15-0663	BERN CO FIRE DEPT TECHNICAL RESCUE RESPONSE UNIT	Bernalillo	145,000		Not Ready	LGD-DFA	6/30/2017
15-0724	BERN CO HOMELESS SVCS ORG INFO TECH & EQUIP	Bernalillo	50,000		Not Ready	LGD-DFA	6/30/2017
15-0725	BERN CO NM CIVIL JUSTICE CTR PLAN/DESIGN	Bernalillo	11,000		Not Ready	LGD-DFA	6/30/2017
15-0787	SANTA ROSA JAMES WALLACE DAM PARK POWER DAM	Guadalupe	100,000		Not Ready	LGD-DFA	6/30/2017
15-0828	ROOSEVELT CO CLERK'S OFFICE RECORDS STORAGE	Roosevelt	25,000		Missing	LGD-DFA	6/30/2017

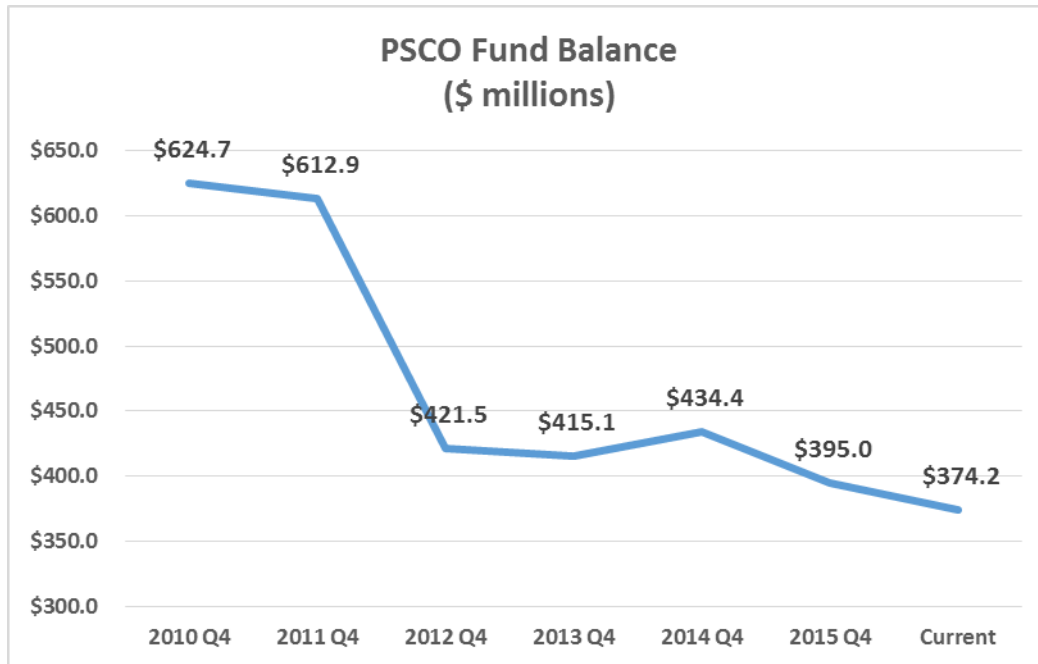
BOF Official Authorized but Unissued following 12-29-15 Bond Sale

Approp ID	Title	County	Approp Amount	EO Eligibility	BOF Status *	Agency	Certification Deadline
15-0830	ROOSEVELT CO SPEC HOSP DIST SAFETY EQUIP	Roosevelt	55,000		Missing	LGD-DFA	6/30/2017
15-0831	KIRTLAND TOWN HALL MANUFACTURED BLDG	San Juan	90,000	Ineligible	Ready	LGD-DFA	6/30/2017
15-0853	SANTA FE CO CUNDIYO FIRE & CMTY CTR	Santa Fe	20,000		Not Ready	LGD-DFA	6/30/2017
15-0921	THORPE ROAD IMPROVE LAS CRUCES	Dona Ana	200,000		Not Ready	DOT	6/30/2017
15-0926	TORTUGAS SIDEWALKS	Dona Ana	200,000		Not Ready	DOT	6/30/2017
15-0932	SAN JOSE BOULEVARD IMPROVEMENTS CARLSBAD	Eddy	25,000		Not Ready	DOT	6/30/2017
15-0950	US HIGHWAY 491 SANOSTEE CHP SAFETY & BRIDGE DESIGN	San Juan	25,000		Not Ready	DOT	6/30/2017
15-1135	SMITH LAKE CHP HEAVY EQUIP BAY/REPAIR SHOP (Orig Proj # 14-1763)	McKinley	25,000		Missing	DIA	6/30/2016
15-1160	RIO RANCHO NM LEARNING & DEVELOPMENT CTR (Orig Proj # 14-1564)	Sandoval	280,000		Not Ready	LGD-DFA	6/30/2016
15-1179	VALENCIA CO. CRISIS TRIAGE CENTER (Orig Proj # 12-1281/14-2305)	Valencia	500,000		Not Ready	GSD	6/30/2016
TOTAL AUTHORIZED BUT UNISSUED (53 PROJECTS)			\$9,964,299				

* **BOF Status:** Missing = BOF and bond counsel didn't receive a questionnaire; Not Ready = BOF and bond counsel determined project not ready for bonds to be sold.



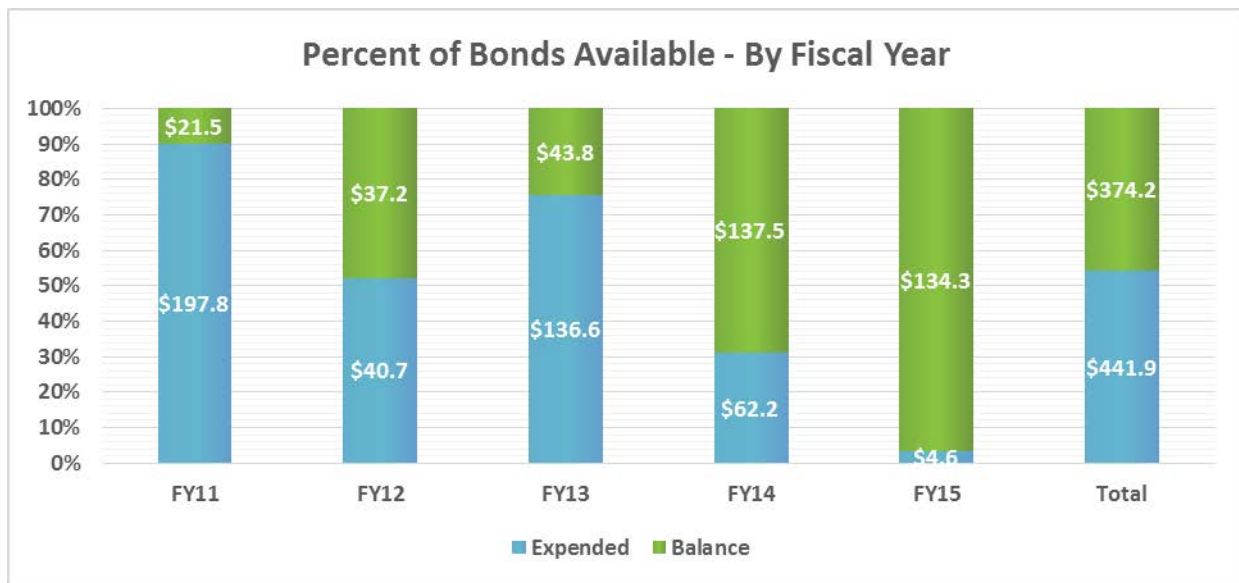
PSCOC/PSFA Fund Balance & Project Status Report Presented to the Legislative Finance Committee – April 15, 2016



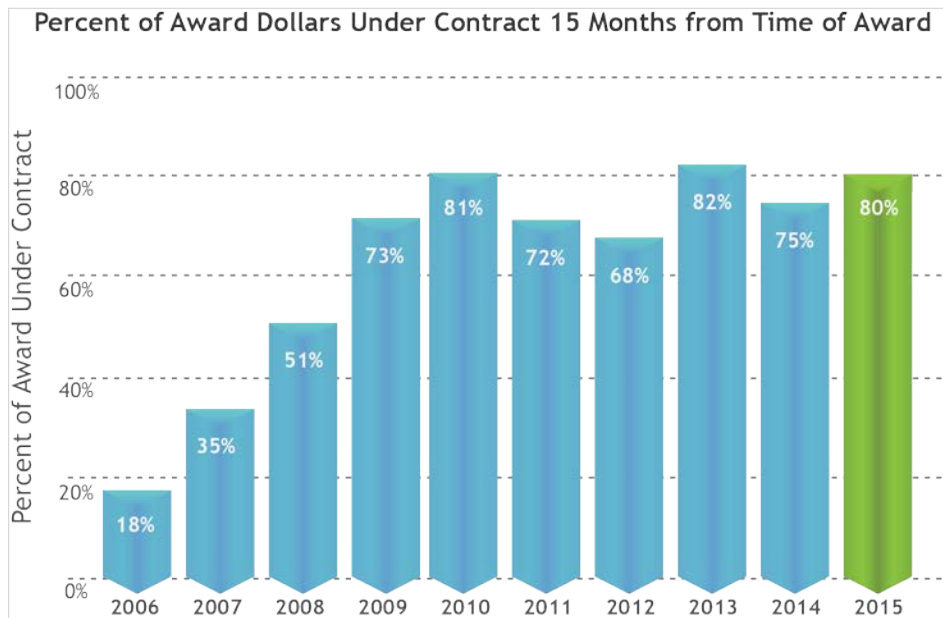
Public School Capital Outlay (PSCO) Fund Balance as of 4/11/16 is \$374.2M

SSTB Award Balances (PSCOC Award less Commitments) is \$338,162.35

DFA Board of Finance -- Appropriations by Agency Report for PSFA					PSFA Records	
Pool	Title	Amount Sold	Amount Expend	Balance	Total Committed OR Expended of Amt Sold	Available to Budget
SSTB10SC	LEASE ASSISTANCE	\$9,751,689.00	\$9,751,688.10	\$0.90	\$9,751,688.10	\$0.90
SSTB11SD	PSFA - NMSBVI DITZLER AUDITORIUM	\$103,876.00	\$55,329.70	\$48,546.30	\$103,876.00	\$0.00
SSTB11SD	PSFA - NMSBVI QUIMBY GYMNASIUM AND NATATORIUM	\$92,201.00	\$0.00	\$92,201.00	\$92,201.00	\$0.00
SSTB11SD	PSFA - NMSBVI SACRAMENTO DORMITORY	\$114,721.00	\$0.00	\$114,721.00	\$114,721.00	\$0.00
SSTB11SD	PSFA - NMSD CARTWRIGHT HALL	\$703,837.00	\$212,321.24	\$491,515.76	\$703,837.00	\$0.00
SSTB11SD	PUB. SCHL. CAPITAL OUTLAY PROJECTS	\$67,723,822.00	\$47,010,559.07	\$20,713,262.93	\$67,722,727.22	\$1,094.78
SSTB12SB	PUBLIC SCHOOL CAPITAL OUTLAY PROJECTS	\$50,025,186.00	\$19,662,779.57	\$30,362,406.43	\$51,441,504.00	(\$1,416,318.00)
SSTB12SD	PUBLIC SCHOOL CAPITAL OUTLAY PROJECTS	\$14,818,863.00	\$7,984,354.59	\$6,834,508.41	\$14,818,863.00	\$0.00
SSTB13SB	LEASE PAYMENT ASSISTANCE	\$14,190,750.00	\$14,190,750.00	\$0.00	\$14,121,047.69	\$69,702.31
SSTB13SB	PUBLIC SCHOOL CAPITAL OUTLAY PROJECTS	\$56,221,162.00	\$37,353,132.19	\$18,868,029.81	\$56,198,603.40	\$22,558.60
SSTB13SE	PUB. SCHL. CAPITAL OUTLAY PROJECTS	\$110,000,000.00	\$85,091,452.55	\$24,908,547.45	\$109,000,000.00	\$1,000,000.00
SSTB14SB	PUBLIC SCHOOL CAPITAL OUTLAY COUNCIL PROJECTS	\$45,159,500.00	\$9,439,416.63	\$35,720,083.37	\$45,083,936.45	\$75,563.55
SSTB14SD	Public School Capital Outlay Projects	\$154,580,500.00	\$52,789,300.35	\$101,791,199.65	\$154,264,615.78	\$315,884.22
SSTB15B	PUBLIC SCHOOL CAPITAL OUTLAY PROJECTS	\$80,961,202.00	\$4,583,077.23	\$76,378,124.77	\$80,961,202.00	\$0.00
SSTB15SB	PUBLIC SCHOOL CAPITAL OUTLAY	\$34,690,100.00	\$0.00	\$34,690,100.00	\$34,422,214.11	\$267,885.89
SSTB15SD	PUBLIC SCHOOL CAPITAL OUTLAY PROJECTS	\$23,203,200.00	\$0.00	\$23,203,200.00	\$23,201,410.00	\$1,790.00
	Total for Agency:	\$662,340,609.00	\$288,124,161.22	\$374,216,447.78	\$662,002,446.75	\$338,162.25



FY11 10% | FY12 48% | FY13 24% | FY14 69% | FY15 97% | Total 46%




The PSCOC practices “Just in Time” funding by awarding by phases (eg. design, construction). PSCOC’s innovative phased funding system was designed to reduce unexpended balances in the PSCO Fund.

PSCOC April 2016 Project Status Report – Full Report Attached

- 3 Projects in project development (feasibility studies, educational specifications, etc.)
- 23 Projects in the planning & design phase
- 28 Projects in construction

PSCOC Project Status Report

04/07/2016




PP = Project Planning - Developing RFP/Contracts for Ed Spec Writer, Development and Approval of Ed Spec.
 DD = Design Development - Project design development through construction Documents (plans and specs, bidding/proposal phase)
 C = Construction - Project Under Construction
 FC = Final Completion - All closeout documentation submitted and approved. Final payment approved.
 PC = Project Closeout - 11 month correction period completed. Financial closeout completed.

School District	Project #	Project Name	PP	DD	C	FC	PC	Manager Report	AWARD TOTAL	COMMITTED	EXPENDED	AWARD BALANCE
Alamogordo Public Schools	K18-007	K13-007 Yucca Elementary Pre-Kindergarten Classroom	0%	100%	100%	100%	25%	Project schedule coordinated with P11-001.	\$149,866.24	\$140,833.94	\$140,833.94	\$9,032.30
			0 mo.	0 mo.	0 mo.	0 mo.	22 mo.					
Alamogordo Public Schools	P11-001	P11-001 Yucca Elementary School Renovation	0%	100%	100%	100%	25%	Substantial Completion achieved. GC compiling/completing punch list items.	\$3,998,721.00	\$3,874,712.40	\$3,849,147.21	\$124,008.60
			0 mo.	0 mo.	0 mo.	0 mo.	16 mo.					
Alamogordo Public Schools	P11-002	P11-002 Yucca Elementary (New School)	0%	100%	100%	100%	35%	Closeout in process.	\$8,882,717.00	\$7,784,705.50	\$7,624,618.76	\$1,098,011.50
			0 mo.	0 mo.	0 mo.	0 mo.	13 mo.					
Alamogordo Public Schools	P15-001	P15-001 - Combined ES (Alamogordo)	100%	0%	0%	0%	0%	District to request Phase I Design funding in 2016.	\$0.00	\$0.00	\$0.00	\$0.00
			0 mo.	11 mo.	18 mo.	31 mo.	49 mo.					
Alamogordo Public Schools	R14-001	R14-001 Alamogordo-High Rolls ES	0%	100%	100%	100%	9%	Substantial Completion achieved on December 24, 2015.	\$149,100.00	\$138,802.29	\$122,406.40	\$10,297.71
			0 mo.	0 mo.	0 mo.	0 mo.	14 mo.					
Albuquerque Public Schools	P12-001	P12-001 Douglas MacArthur Elementary School	0%	100%	100%	65%	10%	Project is currently in Punch list phase	\$2,629,322.00	\$1,641,704.07	\$1,538,817.76	\$987,617.93
			0 mo.	0 mo.	0 mo.	1 mo.	30 mo.					
Albuquerque Public Schools	P12-002	P12-002 McKinley Middle School	0%	100%	100%	100%	8%	Documentation and closeout are complete. Final Payment has been issued.	\$4,417,639.22	\$3,035,359.51	\$3,029,856.26	\$1,382,279.71
			0 mo.	0 mo.	0 mo.	0 mo.	28 mo.					
Albuquerque Public Schools	P12-003	P12-003 Chaparral Elementary School	0%	100%	100%	100%	16%	RM reviewing Final Completion and Closeout documentation.	\$8,157,548.90	\$7,865,219.51	\$7,774,827.89	\$292,329.39
			0 mo.	0 mo.	0 mo.	0 mo.	19 mo.					
Albuquerque Public Schools	P13-001	P13-001 Sandia High School	0%	100%	100%	100%	35%	Substantial Completion 5/27/14. Punch list on Math/Science & Media buildings Completed. Renovations in existing building underway. On schedule.	\$10,697,386.00	\$7,378,651.99	\$7,345,563.89	\$3,318,734.01
			0 mo.	0 mo.	0 mo.	0 mo.	21 mo.					

PSCOC Project Status Report

04/07/2016



PP = Project Planning - Developing RFP/Contracts for Ed Spec Writer, Development and Approval of Ed Spec.
 DD = Design Development - Project design development through construction Documents (plans and specs, bidding/proposal phase)
 C = Construction - Project Under Construction
 FC = Final Completion - All closeout documentation submitted and approved. Final payment approved.
 PC = Project Closeout - 11 month correction period completed. Financial closeout completed.

School District	Project #	Project Name	PP	DD	C	FC	PC	Manager Report	AWARD TOTAL	COMMITTED	EXPENDED	AWARD BALANCE
Albuquerque Public Schools	P14-001	P14-001 Albuquerque Marie Hughes ES	0%	100%	25%	0%	0%	In construction. On schedule.	\$10,815,434.00	\$7,635,523.87	\$1,637,894.58	\$3,179,910.13
Albuquerque Public Schools	P14-002	P14-002 Arroyo del Oso ES	0%	0%	0%	0%	0%	Feasibility Study to explore options for school site	\$0.00	\$0.00	\$0.00	\$0.00
Albuquerque Public Schools	P14-003	P14-003 Collet Park ES	0%	100%	95%	41%	0%	In Construction. On schedule.	\$784,271.00	\$778,869.66	\$753,831.55	\$5,401.34
Albuquerque Public Schools	P14-004	P14-004 Alrisco ES	0%	100%	53%	0%	0%	In Construction. On Schedule	\$5,967,243.00	\$4,910,731.78	\$2,609,874.04	\$1,056,511.22
Albuquerque Public Schools	P15-002	P15-002 Mountain View ES	0%	100%	65%	0%	0%	In Construction. On Schedule	\$5,665,120.00	\$4,918,472.97	\$906,385.14	\$1,946,647.03
Albuquerque Public Schools	R10-002	R10-002 MacArthur Elementary School Roof	0%	100%	100%	46%	0%	This Offset project was delayed due to the APS Budget reconciliation. This project has been incorporated into project P12-001 MacArthur ES renovation and new addition. This project will be funded 100% by the school district and credit will be given against the offset.	\$0.00	\$0.00	\$0.00	\$0.00
Albuquerque Public Schools	R13-002	R13-002 Nuestros Valores (Armijo Bldg)	0%	100%	100%	60%	14%	Substantial Completion 4/11/14. Closeout ongoing.	\$155,176.00	\$93,384.63	\$92,296.36	\$61,791.37
Albuquerque Public Schools	R14-002	R14-002 Albuquerque-Lavaland ES	0%	100%	100%	100%	19%	In Warranty.	\$63,756.00	\$0.00	\$0.00	\$63,756.00
Aldo Leopold State Charter	P14-024	P14-024 Aldo Leopold Charter School	100%	0%	0%	0%	0%	This charter school is exploring the possibility of entering into a lease-purchase agreement.	\$23,500.00	\$0.00	\$0.00	\$23,500.00

PSCOC Project Status Report

04/07/2016




PP = Project Planning - Developing RFP/Contracts for Ed Spec Writer, Development and Approval of Ed Spec.
 DD = Design Development - Project design development through construction Documents (plans and specs, bidding/proposal phase)
 C = Construction - Project Under Construction
 FC = Final Completion - All closeout documentation submitted and approved. Final payment approved.
 PC = Project Closeout - 11 month correction period completed. Financial closeout completed.

School District	Project #	Project Name	PP	DD	C	FC	PC	Manager Report	AWARD TOTAL	COMMITTED	EXPENDED	AWARD BALANCE
Animas Public Schools	E16-001	E16-001 Animas Lift Station	0%	0%	100%	100%	65%	Work completed on December 18th. District's maintenance personnel were trained on new system.	\$100,000.00	\$62,515.84	\$62,515.84	\$37,484.16
			0 mo.	0 mo.	0 mo.	0 mo.	24 mo.					
Belén Consolidated Schools	P12-004	P12-004 Family School	100%	100%	100%	99%	0%	Awaiting Final Completion and Closeout documentation	\$662,365.00	\$615,958.60	\$615,063.49	\$46,396.40
			0 mo.	0 mo.	0 mo.	0 mo.	15 mo.					
Belén Consolidated Schools	P14-005	P14-005 Rio Grande ES	100%	0%	0%	0%	0%	District and RM are currently working on Design Professional RFP	\$1,004,271.00	\$9,511.71	\$0.00	\$994,759.29
			0 mo.	11 mo.	33 mo.	37 mo.	42 mo.					
Belén Consolidated Schools	R13-004	R13-004 Gil Sanchez Elementary School	0%	100%	100%	100%	49%	Final closeout completed. In warranty period.	\$205,343.00	\$178,987.95	\$169,813.42	\$26,355.05
			0 mo.	0 mo.	0 mo.	0 mo.	0 mo.					
Belén Consolidated Schools	R13-005	R13-005 Belén High School (Cafeteria)	0%	100%	100%	100%	49%	Final closeout completed. In warranty period.	\$223,893.00	\$167,903.55	\$152,978.70	\$55,989.46
			0 mo.	0 mo.	0 mo.	0 mo.	0 mo.					
Bernalillo Public Schools	P12-005	P12-005 Bernalillo High School	100%	100%	75%	0%	0%	Phase I complete; Phase II - sheetrock on-going, mechanical ducting, electrical and plumbing on-going.	\$19,360,000.00	\$16,692,908.32	\$14,102,765.47	\$2,767,091.68
			0 mo.	0 mo.	3 mo.	6 mo.	16 mo.					
Bernalillo Public Schools	P13-002	P13-002 Santo Domingo Elementary/Middle School	100%	100%	15%	0%	0%	Steel on-going; last foundation pour on-going. Selective demo on existing building to be remodeled complete.	\$8,659,774.00	\$7,649,123.03	\$1,656,753.03	\$1,010,650.97
			0 mo.	0 mo.	8 mo.	8 mo.	26 mo.					
Capitan Municipal Schools	P13-003	P13-003 Capitan HS & Capitan ES	100%	100%	65%	0%	0%	Good progress, no issues through March. School nearly closed in. Interior finish work has begun.	\$7,047,845.23	\$5,369,321.21	\$2,984,360.95	\$1,678,524.02
			0 mo.	0 mo.	2 mo.	6 mo.	33 mo.					
Central Consolidated Schools	P09-011C	P09-011C 3 Shiprock Elementaries	100%	100%	100%	100%	85%	The project is in warranty period. Demolition of old Nataani Nez is complete.	\$4,735,015.00	\$3,519,356.76	\$3,458,109.89	\$1,221,656.24
			0 mo.	0 mo.	0 mo.	0 mo.	2 mo.					

PSCOC Project Status Report

04/07/2016




PP = Project Planning - Developing RFP/Contracts for Ed Spec Writer, Development and Approval of Ed Spec.
 DD = Design Development - Project design development through construction Documents (plans and specs, bidding/proposal phase)
 C = Construction - Project Under Construction
 FC = Final Completion - All closeout documentation submitted and approved. Final payment approved.
 PC = Project Closeout - 11 month correction period completed. Financial closeout completed.

School District	Project #	Project Name	PP	DD	C	FC	PC	Manager Report	AWARD TOTAL	COMMITTED	EXPENDED	AWARD BALANCE
Central Consolidated Schools	P13-004	P13-004 Naschitti Elementary School	100%	100%	99%	99%	29%	Closeout in progress & project in warranty.	\$5,871,664.00	\$5,555,331.70	\$5,342,672.32	\$336,332.30
Central Consolidated Schools	P14-007	P14-007 Grace B Wilson ES & Ruth N Bond ES	100%	100%	69%	0%	0%	Foundations on-going; steel on-going; MEP rough-in on-going	\$15,250,000.00	\$13,258,943.26	\$4,322,528.02	\$1,991,056.74
Central Consolidated Schools	R13-008	R13-008 Kirland Central High School	100%	100%	100%	100%	25%	District delayed start for scheduling. Construction is complete. Project is in warranty.	\$121,140.00	\$116,464.42	\$119,973.37	\$2,665.58
Central Consolidated Schools	R13-009	R13-009 Kirland Middle School	0%	100%	100%	100%	33%	District delayed start of project. Construction is complete. Project is in warranty.	\$98,233.00	\$87,827.63	\$87,600.32	\$10,405.37
Chama Valley Independent Schools	P06-007	P06-007 Tierra Amarilla Middle School / Escalante High School	0%	100%	100%	100%	43%	3 Yr. maintenance in process until August 2017.	\$17,376,982.32	\$17,377,410.39	\$5,380,701.08	\$1,571.93
Chama Valley Independent Schools	P07-003	P07-003 New Tierra Amarilla Elementary School	0%	100%	100%	100%	65%	Mechanical systems assessment report issued. 3rd party electrical power quality analysis data gathering complete. GC mech system remedial work complete. Domestic water system revisions determined to be responsibility of district.	\$6,230,939.00	\$6,009,420.77	\$3,472,521.69	\$221,516.23
Cloudcroft Municipal Schools	E15-002	E15-002 Cloudcroft High School	100%	95%	0%	0%	0%	Seeking final design approval from AHJ.	\$1,001,791.00	\$18,306.59	\$9,937.65	\$983,484.41
Clovis Municipal Schools	P09-014	P09-014 James Bickley Elementary School	100%	100%	100%	97%	15%	In closeout.	\$14,448,520.00	\$12,986,468.82	\$12,825,388.91	\$1,462,051.18
Clovis Municipal Schools	P09-015	P09-015 Lockwood Elementary School	100%	100%	100%	100%	93%	Awaiting financial closeout and project closeout certification	\$11,430,471.00	\$10,705,491.46	\$10,641,404.19	\$723,976.54

PSCOC Project Status Report

04/07/2016




PP = Project Planning - Developing RFP/Contracts for Ed Spec Writer, Development and Approval of Ed Specs.
 DD = Design Development - Project design development through construction Documents (plans and specs, bidding/proposal phase)
 C = Construction - Project Under Construction
 FC = Final Completion - All closeout documentation submitted and approved. Final payment approved.
 PC = Project Closeout - 11 month correction period completed. Financial closeout completed.

School District	Project #	Project Name	PP	DD	C	FC	PC	Manager Report	AWARD TOTAL	COMMITTED	EXPENDED	AWARD BALANCE
Clovis Municipal Schools	P15-005	P15-005 Parkview ES	0%	57%	0%	0%	0%	District is reviewing 100% DD submittals	\$2,024,648.00	\$907,616.05	\$367,383.35	\$1,117,031.95
			0 mo.	1 mo.	16 mo.	21 mo.	34 mo.					
Clovis Municipal Schools	P16-001	P16-001 Highland ES	10%	0%	0%	0%	0%	Awaiting a Notice of Intent to Award from District to selected DP for BSAR services.	\$76,000.00	\$0.00	\$0.00	\$76,000.00
			5 mo.	17 mo.	32 mo.	34 mo.	51 mo.					
Clovis Municipal Schools	R15-001	R15-001 Cameo Elementary School Entire Building	0%	100%	0%	0%	0%	CMSD is working on preparing RFP documents.	\$1,038,548.00	\$20,772.70	\$0.00	\$1,017,775.30
			0 mo.	0 mo.	6 mo.	9 mo.	27 mo.					
Clovis Municipal Schools	R15-002	R15-002 Yucca Middle School North Classroom Wing - Locker Rooms	0%	100%	100%	25%	0%	Work is complete. Working on closeout.	\$248,691.00	\$93,137.27	\$80,918.11	\$155,563.73
			0 mo.	0 mo.	0 mo.	0 mo.	27 mo.					
Cobre Consolidated Schools	E14-001	E14-001-Cobre HS Emergency	100%	100%	100%	100%	48%	All emergency work complete. Final payment completed. Awaiting financial close-out.	\$200,000.00	\$190,052.02	\$190,052.02	\$9,947.98
			0 mo.	0 mo.	0 mo.	0 mo.	14 mo.					
Cobre Consolidated Schools	P11-003	P11-003 Bayard Elementary School	0%	100%	100%	100%	100%	Awaiting financial closeout.	\$9,948,314.00	\$8,881,017.37	\$8,859,075.87	\$67,296.63
			0 mo.	0 mo.	0 mo.	0 mo.	0 mo.					
Deming Public Schools	P07-005	P07-005 Deming High School	100%	100%	0%	0%	0%	Construction scheduled to begin. There will be a groundbreaking ceremony on April 5, 2016.	\$46,200,000.00	\$3,054,078.43	\$1,874,890.75	\$43,145,921.57
			0 mo.	0 mo.	33 mo.	40 mo.	63 mo.					
Deming Public Schools	P14-008	P14-008 Deming Intermediate School	100%	87%	0%	0%	0%	CD development complete but needs PSFA/HJ review. Due to the revised financial schedule and district occupancy schedule, Deming IS anticipated to let RFP Q1 2017.	\$1,157,300.00	\$780,004.39	\$449,566.73	\$377,295.61
			0 mo.	6 mo.	19 mo.	22 mo.	37 mo.					
Española Public Schools	P12-006	P12-006 Velarde Elementary School	0%	0%	0%	0%	0%	Project on hold pending district decision.	\$0.00	\$0.00	\$0.00	\$0.00
			0 mo.	0 mo.	0 mo.	0 mo.	0 mo.					

PSCOC Project Status Report

04/07/2016




PP = Project Planning - Developing RFP/Contracts for Ed Spec Writer, Development and Approval of Ed Spec.
 DD = Design Development - Project design development through construction Documents (plans and specs, bidding/proposal phase)
 C = Construction - Project Under Construction
 FC = Final Completion - All closeout documentation submitted and approved. Final payment approved.
 PC = Project Closeout - 11 month correction period completed. Financial closeout completed.

School District	Project #	Project Name	PP	DD	C	FC	PC	Manager Report	AWARD TOTAL	COMMITTED	EXPENDED	AWARD BALANCE
Española Public Schools	P12-008	P12-008 E.T.S. Fairview Elementary School	0%	100%	100%	33%	4%	Final GC pay-application is pending.	\$10,228,847.00	\$9,588,352.77	\$8,533,391.78	\$1,640,494.23
			0 mo.	0 mo.	0 mo.	0 mo.	28 mo.					
Española Public Schools	P13-005	P13-005 Los Niños Kindergarten	0%	100%	100%	85%	2%	Final GC pay-application is pending.	\$1,853,566.00	\$1,572,046.58	\$1,552,309.76	\$281,519.42
			0 mo.	0 mo.	0 mo.	0 mo.	42 mo.					
Española Public Schools	P13-011	P13-011 Carlos Vigil Middle School	0%	0%	0%	0%	0%	Demolition work is in progress.	\$1,330,685.00	\$327,234.59	\$33,066.36	\$1,003,650.41
			0 mo.	0 mo.	0 mo.	0 mo.	0 mo.					
Española Public Schools	P16-002	P16-002 Abiquiu ES	0%	0%	0%	0%	0%	Pricing proposals received. The review is scheduled for 3/21/16.	\$63,000.00	\$0.00	\$0.00	\$63,000.00
			0 mo.	17 mo.	28 mo.	31 mo.	45 mo.					
Estancia Municipal Schools	P12-009	P12-009 Estancia Middle School	100%	100%	100%	100%	55%	Awaiting financial closeout.	\$6,140,988.51	\$5,062,222.17	\$6,008,011.19	\$78,776.34
			0 mo.	0 mo.	0 mo.	0 mo.	0 mo.					
Estancia Public Schools	R15-004	R15-004- Estancia High School & Estancia Valley Learning Center Entire Building	0%	100%	100%	85%	0%	Punch list is 98% complete. Closeout documentation is in progress	\$535,296.00	\$454,947.71	\$432,240.77	\$80,348.29
			0 mo.	0 mo.	0 mo.	1 mo.	20 mo.					
Farmington Municipal Schools	P13-006	P13-006 Farmington High School	100%	92%	0%	0%	0%	The design professional is working on Design Development for B.C. & D. Fine Arts & Gym. EWP/Building A- under construction; all interior finishes and trim out on-going. Design professional is behind their contracted schedule.	\$40,921,113.00	\$9,807,587.78	\$8,264,440.76	\$31,113,525.22
			0 mo.	1 mo.	28 mo.	34 mo.	50 mo.					
Farmington Municipal Schools	P14-009	P14-009 Northeast ES	100%	100%	100%	90%	15%	Building complete and occupied. Demolition of old school complete, play field is complete.	\$11,624,400.00	\$11,525,557.41	\$11,201,933.42	\$96,842.59
			0 mo.	0 mo.	0 mo.	2 mo.	23 mo.					
Farmington Municipal Schools	P14-010	P14-010 Hermosa MS	100%	100%	100%	90%	9%	School occupied. Project in warranty.	\$11,087,400.00	\$11,052,843.88	\$10,761,051.41	\$34,556.12
			0 mo.	0 mo.	0 mo.	3 mo.	36 mo.					

PSCOC Project Status Report

04/07/2016



PP = Project Planning - Developing RFP/Contracts for Ed Spec Writer, Development and Approval of Ed Spec.
 DD = Design Development - Project design development through construction Documents (plans and specs, bidding/proposal phase)
 C = Construction - Project Under Construction
 FC = Final Completion - All closeout documentation submitted and approved. Final payment approved.
 PC = Project Closeout - 11 month correction period completed. Financial closeout completed.

School District	Project #	Project Name	PP	DD	C	FC	PC	Manager Report	AWARD TOTAL	COMMITTED	EXPENDED	AWARD BALANCE
Farmington Municipal Schools	R14-020	R14-020 Apache Elementary School Entire Roof (Farmington)	0%	100%	100%	100%	100%	Construction is complete.	\$502,310.00	\$463,560.89	\$463,389.65	\$38,749.11
			0 mo.	0 mo.	0 mo.	0 mo.	0 mo.					
Farmington Public Schools	R14-021	R14-021 Bluffview Elementary School Entire Roof (Farmington)	0%	100%	100%	100%	100%	Construction is complete.	\$692,404.00	\$667,838.24	\$663,765.55	\$24,565.76
			0 mo.	0 mo.	0 mo.	0 mo.	0 mo.					
Gadsden Independent Schools	K13-002	K13-002 Anthony ES Pre-Kindergarten Classroom	0%	100%	100%	95%	41%	Awaiting financial closeout.	\$233,420.00	\$233,416.76	\$225,714.69	\$3.24
			0 mo.	0 mo.	0 mo.	0 mo.	0 mo.					
Gadsden Independent Schools	P06-003A	P06-003A Gadsden High School	100%	100%	100%	100%	72%	Awaiting financial closeout.	\$9,631,549.00	\$8,753,018.32	\$8,678,801.72	\$878,530.68
			0 mo.	0 mo.	0 mo.	0 mo.	0 mo.					
Gadsden Independent Schools	P06-003B	P06-003B (Phase 3 Part 1) Gadsden High School	0%	100%	100%	100%	38%	Awaiting financial closeout.	\$13,758,888.00	\$12,530,528.38	\$12,484,500.55	\$1,228,359.62
			0 mo.	0 mo.	0 mo.	0 mo.	12 mo.					
Gadsden Independent Schools	P06-003C	P06-003C (Phase 3 Part 2) Gadsden High School	0%	100%	100%	100%	38%	Awaiting financial closeout.	\$13,728,000.00	\$8,776,530.01	\$8,713,670.86	\$4,951,469.99
			0 mo.	0 mo.	0 mo.	0 mo.	20 mo.					
Gadsden Independent Schools	P06-003D	P06-003D (Phase 3 Part 3) Gadsden High School	0%	100%	1%	0%	0%	In construction. On schedule.	\$13,667,356.75	\$11,719,240.15	\$662,789.03	\$1,948,116.60
			0 mo.	0 mo.	18 mo.	24 mo.	53 mo.					
Gadsden Independent Schools	P13-007	P13-007 Desert View Elementary	0%	100%	90%	3%	0%	Building occupied. Working on closeout.	\$17,115,546.00	\$16,013,457.61	\$15,430,822.64	\$1,102,088.39
			0 mo.	0 mo.	1 mo.	4 mo.	27 mo.					
Gadsden Independent Schools	P14-011	P14-011 New Elementary School (Gadsden)	0%	100%	70%	0%	0%	The project is under construction and based on the most recent application for payment, the project is 70% complete. Presently the aluminum frames and glazing are being installed.	\$19,468,356.00	\$16,433,184.47	\$11,709,292.19	\$3,026,171.53
			0 mo.	0 mo.	1 mo.	5 mo.	34 mo.					

PSCOC Project Status Report

04/07/2016



PP = Project Planning - Developing RFP/Contracts for Ed Spec Writer, Development and Approval of Ed Spec.
 DD = Design Development - Project design development through construction Documents (plans and specs, bidding/proposal phase)
 C = Construction - Project Under Construction
 FC = Final Completion - All closeout documentation submitted and approved. Final payment approved.
 PC = Project Closeout - 11 month correction period completed. Financial closeout completed.

School District	Project #	Project Name	PP	DD	C	FC	PC	Manager Report	AWARD TOTAL	COMMITTED	EXPENDED	AWARD BALANCE
Gadsden Independent Schools	P14-012	P14-012 Chaparral ES	0%	100%	5%	0%	0%	The project is under construction. Site demolition and asbestos abatement is presently being performed as part of Phase 1 of 4. The GC first Application for Payment has been submitted for review.	\$12,828,187.00	\$11,033,408.11	\$860,403.43	\$1,794,778.89
Gadsden Independent Schools	R14-003	R14-003 Gadsden-Mesquite ES	0%	100%	100%	100%	83%	Awaiting financial closeout.	\$328,459.00	\$255,787.17	\$253,938.61	\$70,671.83
Gadsden Independent Schools	R14-004	R14-004 Gadsden-Santa Teresa HS	0%	100%	100%	95%	27%	Processing final change order and working on project closeout.	\$249,864.00	\$210,016.35	\$206,996.54	\$39,847.65
Gadsden Independent Schools	R15-005	R15-005 La Union Elementary School	0%	100%	92%	0%	0%	Construction nearly complete.	\$777,623.00	\$536,843.25	\$490,391.92	\$240,979.75
Gadsden Independent Schools	R15-006	R15-006 Santa Teresa High School Locker Rooms Re-Roof	0%	100%	95%	0%	0%	The project has been completed and all punch list items have been addressed. There are 2 MCR's that need to be processed, one Change Order and the final Application for Payment.	\$278,286.00	\$248,813.28	\$237,832.59	\$29,462.72
Gallup-McKinley County Public Schools	E15-003	E15-003 Indian Hills ES (Gallup) Emergency (advance)	0%	100%	100%	30%	0%	On schedule.	\$200,000.00	\$147,752.62	\$147,752.62	\$52,247.38
Gallup-McKinley County Public Schools	K13-009	K13-009 Church Rock ES Pre-Kindergarten Classroom	0%	100%	100%	90%	0%	Construction complete. Working on punch list.	\$239,980.38	\$239,980.37	\$239,234.22	\$0.01
Gallup-McKinley County Public Schools	P11-005	P11-005 Del Norte ES (Washington)	100%	100%	15%	0%	0%	Project is on schedule. Grade beams are being formed and poured.	\$18,710,196.00	\$15,341,933.77	\$1,683,010.70	\$3,366,262.23
Gallup-McKinley County Public Schools	P11-006	P11-006 Church Rock Academy	100%	100%	85%	82%	93%	Construction is complete. GC is finalizing the Punch List and T&B is finalizing adjustments. Close out documents are being compiled and uploaded to e-Builder.	\$14,784,016.00	\$12,740,086.47	\$12,529,841.25	\$2,043,929.53

PSCOC Project Status Report

04/07/2016



PP = Project Planning - Developing RFP/Contracts for Ed Spec Writer, Development and Approval of Ed Spec.
 DD = Design Development - Project design development through construction Documents (plans and specs, bidding/proposal phase)
 C = Construction - Project Under Construction
 FC = Final Completion - All closeout documentation submitted and approved. Final payment approved.
 PC = Project Closeout - 11 month correction period completed. Financial closeout completed.

School District	Project #	Project Name	PP	DD	C	FC	PC	Manager Report	AWARD TOTAL	COMMITTED	EXPENDED	AWARD BALANCE
Gallup-McKinley County Public Schools	P11-008	P11-008 Jefferson Elementary School	100%	100%	75%	0%	0%	Construction is on Schedule.	\$18,226,680.00	\$16,648,151.61	\$13,201,117.15	\$1,578,328.39
			0 mo.	0 mo.	1 mo.	3 mo.	24 mo.					
Gallup-McKinley County Public Schools	P14-013	P14-013 Ramah ES	100%	100%	30%	0%	0%	On Schedule. In Construction	\$9,480,028.00	\$8,230,280.77	\$2,467,731.21	\$1,259,737.23
			0 mo.	0 mo.	4 mo.	10 mo.	39 mo.					
Gallup-McKinley County Public Schools	P15-006	P15-006 Thoreau ES	100%	92%	0%	0%	0%	On Schedule. In Design. 50% DD complete.	\$1,516,391.00	\$721,008.10	\$209,800.72	\$795,382.90
			0 mo.	3 mo.	23 mo.	25 mo.	42 mo.					
Gallup-McKinley County Public Schools	P15-007	P15-007 New Lincoln ES (New Combined ES - Gallup)	100%	51%	0%	0%	0%	On Schedule. In Design- 50% DD review completed.	\$1,832,826.00	\$665,553.11	\$263,226.61	\$967,272.89
			0 mo.	3 mo.	23 mo.	27 mo.	58 mo.					
Gallup-McKinley County Public Schools	R13-015	R13-015 Thoreau High School	100%	100%	100%	100%	55%	Project is in warranty Phase	\$1,913,388.00	\$1,523,522.76	\$1,505,915.29	\$389,865.24
			0 mo.	0 mo.	0 mo.	0 mo.	0 mo.					
Gallup-McKinley County Public Schools	R14-005	R14-005 Gallup-Crownpoint HS	0%	100%	100%	100%	31%	On schedule. Warranty Period	\$1,281,849.00	\$642,416.60	\$794,399.09	\$439,432.40
			0 mo.	0 mo.	0 mo.	0 mo.	3 mo.					
Gallup-McKinley County Public Schools	R14-006	R14-006 Gallup-Navajo Pine HS	0%	100%	100%	100%	31%	On schedule. Warranty Period	\$1,304,587.00	\$912,354.52	\$646,832.08	\$392,232.48
			0 mo.	0 mo.	0 mo.	0 mo.	3 mo.					
Gallup-McKinley County Public Schools	R14-007	R14-007 Gallup-Stagecoach ES	0%	100%	100%	100%	29%	Warranty Review	\$675,707.00	\$499,596.34	\$493,933.46	\$176,110.66
			0 mo.	0 mo.	0 mo.	0 mo.	4 mo.					
Grants-Cibola County Schools	P10-005	P10-005 Cubero Elementary	100%	100%	100%	100%	99%	Classroom addition been completed and occupied by the school. Minor details are remaining between the CA and the GC.	\$10,173,316.00	\$8,829,689.82	\$8,781,875.87	\$1,343,626.18
			0 mo.	0 mo.	0 mo.	0 mo.	0 mo.					

PSCOC Project Status Report

04/07/2016




PP = Project Planning - Developing RFP/Contracts for Ed Spec Writer, Development and Approval of Ed Spec.
 DD = Design Development - Project design development through construction Documents (plans and specs, bidding/proposal phase)
 C = Construction - Project Under Construction
 FC = Final Completion - All closeout documentation submitted and approved. Final payment approved.
 PC = Project Closeout - 11 month correction period completed. Financial closeout completed.

School District	Project #	Project Name	PP	DD	C	FC	PC	Manager Report	AWARD TOTAL	COMMITTED	EXPENDED	AWARD BALANCE
Grants-Cibola County Schools	P14-014	P14-014 Los Alamos MS	100%	100%	75%	0%	0%	Construction is on Schedule. Finishes are being installed.	\$16,206,000.00	\$13,999,362.98	\$10,282,864.39	\$2,206,637.02
Grants-Cibola County Schools	R13-017	R13-017 Mesa View Elementary School	100%	100%	100%	100%	25%	Project complete. Financial closeout	\$408,880.00	\$386,127.61	\$379,282.33	\$22,752.39
Grants-Cibola County Schools	R14-008	R14-008 Grants-Milan ES	0%	100%	100%	100%	50%	Project is in warranty phase.	\$440,940.00	\$366,287.16	\$362,351.90	\$74,652.84
Grants-Cibola County Schools	R14-009	R14-009 Grants-San Rafael ES	0%	100%	100%	100%	50%	Project is in warranty phase.	\$425,126.00	\$311,197.96	\$303,236.64	\$113,928.04
Hagerman Public Schools	R15-007	R15-007 Hagerman Middle School	0%	100%	100%	4%	0%	Middle School is mostly complete. A few punch list items remain.	\$152,448.00	\$498,672.48	\$474,484.26	(\$346,224.48)
Hagerman Public Schools	R15-008	R15-008 Hagerman Elementary	0%	100%	100%	2%	0%	Elementary is mostly complete. A few minor details remain	\$403,176.00	\$359,960.83	\$304,078.19	\$43,215.17
Hobbs Municipal Schools	P10-006	P10-006 Hobbs High School	100%	100%	100%	100%	50%	Project is complete and awaiting financial closeout	\$13,621,248.00	\$12,698,972.93	\$12,517,809.42	\$922,275.07
Hobbs Municipal Schools	P14-015	P14-015 New Elementary School (Hobbs)	100%	100%	100%	97%	0%	Final COs are being reviewed by RMI's.	\$11,316,242.00	\$10,575,523.64	\$10,336,000.71	\$740,718.36
Hobbs Municipal Schools	P14-016	P14-016 Broadmoor ES	0%	100%	100%	95%	0%	Final COs are being reviewed by CA and DDR.	\$9,403,389.00	\$8,764,821.55	\$8,635,956.33	\$638,567.45

PSCOC Project Status Report

04/07/2016



PP = Project Planning - Developing RFP/Contracts for Ed Spec Writer, Development and Approval of Ed Spec.
 DD = Design Development - Project design development through construction Documents (plans and specs, bidding/proposal phase)
 C = Construction - Project Under Construction
 FC = Final Completion - All closeout documentation submitted and approved. Final payment approved.
 PC = Project Closeout - 11 month correction period completed. Financial closeout completed.

School District	Project #	Project Name	PP	DD	C	FC	PC	Manager Report	AWARD TOTAL	COMMITTED	EXPENDED	AWARD BALANCE
Las Cruces Charter School	R13-001	R13-001 La Promesa Early Learning Center	0%	100%	100%	100%	49%	In Warranty.	\$97,416.00	\$80,491.88	\$74,237.77	\$16,924.12
			0 mo.	0 mo.	0 mo.	0 mo.	0 mo.					
Las Cruces Public Schools	E15-004	E15-004 Dona Ana ES Roof (Las Cruces)	0%	100%	100%	91%	18%	Contractor responding to 11-Month Correction period items.	\$1,060,116.00	\$570,016.39	\$540,140.67	\$490,095.61
			0 mo.	0 mo.	0 mo.	0 mo.	24 mo.					
Las Cruces Public Schools	P06-024	P06-024 New High School	100%	100%	100%	100%	93%	PAC submitted reports under review. Determining need for additional TAB work. HVAC system has required extensive work to reach efficiency. Project is in financial closeout.	\$66,669,297.00	\$63,663,310.12	\$51,249,416.26	\$3,005,986.88
			0 mo.	0 mo.	0 mo.	0 mo.	0 mo.					
Las Cruces Public Schools	P08-008	P08-008 Lynn Middle School-Camino Real Middle	0%	100%	100%	100%	90%	PAC reports under review. Some contractor corrective work identified, working with district, contractor, and PAC to schedule corrective work over school break. Project is in financial closeout.	\$24,311,560.00	\$24,041,409.66	\$22,037,759.40	\$270,150.34
			0 mo.	0 mo.	0 mo.	0 mo.	0 mo.	Project in financial closeout.				
Las Cruces Public Schools	P10-007	P10-007 Loma Heights Elementary	100%	100%	100%	100%	19%	Early work construction complete. Closeout in progress.	\$8,741,388.00	\$7,108,584.70	\$7,095,776.18	\$1,632,803.30
			0 mo.	0 mo.	0 mo.	0 mo.	0 mo.					
Las Cruces Public Schools	P11-011	P11-011 Las Cruces High School	100%	100%	100%	81%	0%	Processing final pay application.	\$1,065,682.61	\$900,088.94	\$894,918.62	\$165,593.68
			0 mo.	0 mo.	0 mo.	0 mo.	10 mo.					
Las Cruces Public Schools	P11-011B	P11-011B Las Cruces High School Phase 1	100%	100%	100%	99%	0%	Bids received and contractor selection in progress. Requesting phase 2 funding at April PSCOC meeting.	\$45,913,317.39	\$31,809,068.65	\$28,075,946.89	\$14,105,256.74
			0 mo.	0 mo.	0 mo.	0 mo.	29 mo.					
Las Cruces Public Schools	P11-011C	P11-011C - Las Cruces High School Phase II	100%	95%	0%	0%	0%	Awaiting financial closeout.	\$0.00	\$0.00	\$0.00	\$0.00
			0 mo.	0 mo.	22 mo.	25 mo.	40 mo.					
Las Cruces Public Schools	R12-007	R12-007 Sunrise Elementary School Roof	0%	100%	100%	100%	90%		\$778,068.00	\$402,187.13	\$402,186.91	\$375,880.87
			0 mo.	0 mo.	0 mo.	0 mo.	0 mo.					

PSCOC Project Status Report

04/07/2016




PP = Project Planning - Developing RFP/Contracts for Ed Spec Writer, Development and Approval of Ed Spec.
 DD = Design Development - Project design development through construction Documents (plans and specs, bidding/proposal phase)
 C = Construction - Project Under Construction
 FC = Final Completion - All closeout documentation submitted and approved. Final payment approved.
 PC = Project Closeout - 11 month correction period completed. Financial closeout completed.

School District	Project #	Project Name	PP	DD	C	FC	PC	Manager Report	AWARD TOTAL	COMMITTED	EXPENDED	AWARD BALANCE
Las Cruces Public Schools	R14-010	R14-010 Las Cruces-Alameda ES	100%	100%	100%	100%	45%	11-Month correction period.	\$639,012.00	\$527,407.41	\$491,788.20	\$111,604.59
Las Cruces Public Schools	R15-009	R15-009 Mesilla Elementary School Entire Roof	0%	100%	0%	0%	0%	Bids received and selection in progress.	\$802,625.00	\$71,972.22	\$31,970.53	\$730,652.78
Lordsburg Municipal Schools	P14-017	P14-017 Lordsburg HS	100%	100%	34%	0%	0%	Early work in progress (RVT, Central ES, Abatement & Demo HS) complete. High School CDs approved, final GMP under review.	\$14,443,685.00	\$2,208,024.47	\$1,768,747.26	\$12,235,680.53
Los Alamos Public Schools	P11-013	P11-013 Los Alamos Middle School	100%	100%	100%	100%	100%	Project complete. working with district to do financial audit & close out doc.	\$6,152,223.00	\$5,838,702.27	\$5,827,391.95	\$313,520.73
Los Alamos Public Schools	P11-014	P11-014 Aspen Elementary School	100%	100%	100%	95%	99%	Working on close out audit	\$5,947,206.00	\$5,817,083.57	\$5,725,165.68	\$130,122.43
Los Lunas Public Schools	P11-015	P11-015 Los Lunas High School	0%	100%	100%	100%	100%	Project complete.	\$25,666,099.20	\$20,666,095.13	\$20,611,861.58	\$5,202,004.07
Los Lunas Public Schools	P11-015B	P11-015B Los Lunas High School Phase II	0%	0%	100%	92%	22%	Phase III Contractor-contractor close out almost complete. Working with Phase II contractor on close out.	\$24,234,615.00	\$23,271,935.19	\$22,851,795.00	\$962,879.81
Los Lunas Public Schools	R13-020	R13-020 Valencia Middle School (AKA Manzano Vista Middle School)	0%	100%	100%	100%	35%	working on financial audit to close out	\$1,371,267.00	\$1,207,016.40	\$1,196,673.38	\$164,250.60
Los Lunas Public Schools	R14-012	R14-012 Los Lunas-Katherine Gallegos ES	0%	100%	100%	100%	22%	working to close out.	\$69,469.00	\$69,469.00	\$68,843.73	(\$0.00)

PSCOC Project Status Report

04/07/2016



PP = Project Planning - Developing RFP/Contracts for Ed Spec Writer, Development and Approval of Ed Spec.
 DD = Design Development - Project design development through construction Documents (plans and specs, bidding/proposal phase)
 C = Construction - Project Under Construction
 FC = Final Completion - All closeout documentation submitted and approved. Final payment approved.
 PC = Project Closeout - 11 month correction period completed. Financial closeout completed.

School District	Project #	Project Name	PP	DD	C	FC	PC	Manager Report	AWARD TOTAL	COMMITTED	EXPENDED	AWARD BALANCE
Los Lunas Public Schools	R15-010	R15-010 Valencia Elementary School	0%	100%	100%	60%	0%	project in warranty	\$688,296.00	\$608,723.46	\$600,065.42	\$79,572.54
			0 mo.	0 mo.	0 mo.	4 mo.	12 mo.					
Mesa Vista Consolidated Schools	P14-018	P14-018 Ojo Caliente ES	100%	100%	22%	0%	0%	Notice to Proceed issued on 02/01/16, first phase renovation work underway with completion scheduled for May 17, 2016.	\$5,339,034.00	\$5,250,933.05	\$407,397.36	\$88,100.95
			0 mo.	0 mo.	9 mo.	15 mo.	33 mo.					
Mountainair Public Schools	P15-008	P15-008 Mountainair Jr/Sr HS	0%	42%	0%	0%	0%	In Design, On schedule	\$480,000.00	\$294,893.50	\$109,898.56	\$185,106.50
			0 mo.	2 mo.	16 mo.	22 mo.	42 mo.					
New Mexico School for the Blind and Visually Impaired	C10-002A	C10-002A NMSBVI Deficiencies Correction	0%	100%	100%	100%	60%	Awaiting financial closeout.	\$4,048,301.00	\$4,085,448.93	\$4,005,795.66	(\$38,147.93)
			0 mo.	0 mo.	0 mo.	0 mo.	0 mo.					
New Mexico School for the Blind and Visually Impaired	C10-002B	C10-002B NMSBVI WEC Building	0%	100%	100%	100%	41%	All work complete. Corrective flooring installation at New WEC was rejected in part by Owner and DP. Owner and DP working with GC to correct. Project moving to financial closeout.	\$8,193,022.00	\$8,045,317.39	\$8,015,088.09	\$147,704.61
			0 mo.	0 mo.	0 mo.	0 mo.	13 mo.					
New Mexico School for the Blind and Visually Impaired	P13-015	P13-015 NMSBVI Site Improvements	0%	100%	100%	100%	40%	Awaiting financial closeout.	\$2,972,360.00	\$2,056,687.21	\$1,986,666.93	\$915,672.79
			0 mo.	0 mo.	0 mo.	0 mo.	10 mo.					
New Mexico School for the Blind and Visually Impaired	P13-016	P13-016 NMSBVI Health Services & Jack Hall	0%	100%	39%	0%	0%	In construction. On schedule.	\$739,017.00	\$668,813.40	\$271,840.62	\$170,203.60
			0 mo.	0 mo.	3 mo.	6 mo.	34 mo.					
New Mexico School for the Blind and Visually Impaired	P14-019	P14-019 NMSBVI Quimby Gymnasium	0%	0%	0%	0%	0%	Delayed start to accommodate site wide construction schedule.	\$92,201.00	\$0.00	\$0.00	\$92,201.00
			0 mo.	19 mo.	32 mo.	37 mo.	50 mo.					
New Mexico School for the Blind and Visually Impaired	P14-020	P14-020 Sacramento Dormitory	0%	0%	0%	0%	0%	Delayed start to accommodate site wide construction schedule.	\$114,721.00	\$0.00	\$0.00	\$114,721.00
			0 mo.	23 mo.	24 mo.	28 mo.	59 mo.					

PSCOC Project Status Report

04/07/2016




PP = Project Planning - Developing RFP/Contracts for Ed Spec Writer, Development and Approval of Ed Spec.
 DD = Design Development - Project design development through construction Documents (plans and specs, bidding/proposal phase)
 C = Construction - Project Under Construction
 FC = Final Completion - All closeout documentation submitted and approved. Final payment approved.
 PC = Project Closeout - 11 month correction period completed. Financial closeout completed.

School District	Project #	Project Name	PP	DD	C	FC	PC	Manager Report	AWARD TOTAL	COMMITTED	EXPENDED	AWARD BALANCE
New Mexico School for the Blind and Visually Impaired	P14-021	P14-021 Recreation / Ditzler Auditorium	0%	87%	0%	0%	0%	CDs at 95% development. As per revised funding schedule, construction funding anticipated Q3 2016. Project to be let with Old WEC due to proximity and economy of scale.	\$411,700.00	\$342,988.86	\$194,646.00	\$68,741.14
	P14-025	P14-025 NMSBVI Watkins Education Center	0%	56%	0%	0%	0%	As per revised funding schedule, construction funding anticipated Q3 2016. Project to be let with Rec/Ditzler due to proximity and economy of scale. This project is 100% district responsibility and was funded through a direct appropriation.	\$354,362.49	\$354,362.49	\$230,145.15	\$0.00
New Mexico School for the Blind and Visually Impaired	P15-009	P15-009 Garret Dormitory	0%	0%	0%	0%	0%	Delayed start to accommodate site wide construction schedule.	\$82,483.00	\$0.00	\$0.00	\$82,483.00
	P13-008	P13-008 NMSD Santa Fe	0%	30%	59%	0%	0%	Site Work is in progress.	\$5,849,019.00	\$5,005,226.62	\$2,416,989.69	\$843,792.38
New Mexico School for the Deaf	P15-010	P15-010 Cartwright Hall	0%	82%	0%	0%	0%	The DP requested a revision to the original schedule with the CD submission date 4/15/2016.	\$703,637.00	\$456,028.81	\$277,965.89	\$247,808.19
	P15-011	P15-011 Delgado Hall	0%	82%	0%	0%	0%	The DP requested a revision to the original schedule with the CD submission date 4/15/2016.	\$183,175.00	\$99,588.33	\$53,140.09	\$33,616.68
Pojoaque Public Schools	R14-022	R14-022 Pablo Roybal Elementary School Entire Roof (Pojoaque)	0%	100%	100%	15%	0%	Roof complete, contractor working on closeout. Project in warranty	\$226,065.00	\$130,134.38	\$122,641.04	\$95,930.62
	R14-023	R14-023 Pojoaque High School East Wing	0%	100%	100%	15%	0%	Roof complete, contractor working on closeout. Project in warranty	\$608,082.00	\$334,063.10	\$319,085.70	\$274,018.90
Raton Public Schools	R15-011	R15-011 Raton Middle School	0%	45%	0%	0%	0%	Construction documents submittal pending.	\$755,832.00	\$39,485.44	\$0.00	\$716,346.56

PSCOC Project Status Report

04/07/2016




PP = Project Planning - Developing RFP/Contracts for Ed Spec Writer, Development and Approval of Ed Spec.
 DD = Design Development - Project design development through construction Documents (plans and specs, bidding/proposal phase)
 C = Construction - Project Under Construction
 FC = Final Completion - All closeout documentation submitted and approved. Final payment approved.
 PC = Project Closeout - 11 month correction period completed. Financial closeout completed.

School District	Project#	Project Name	PP	DD	C	FC	PC	Manager Report	AWARD TOTAL	COMMITTED	EXPENDED	AWARD BALANCE
Reserve Independent Schools	P14-022	P14-022 Reserve Combined School	 100%	 100%	 65%	 0%	 0%	In construction. On schedule.	\$14,256,519.00	\$13,653,659.32	\$8,346,935.19	\$602,859.68
			0 mo.	0 mo.	7 mo.	13 mo.	42 mo.					
Roswell Independent Schools	P10-010	P10-010 Missouri Avenue Elementary	 100%	 100%	 100%	 100%	 100%	Awaiting financial closeout.	\$9,847,706.00	\$7,949,621.27	\$7,901,698.25	\$1,898,084.73
			0 mo.	0 mo.	0 mo.	0 mo.	0 mo.					
Roswell Independent Schools	P10-011	P10-011 East Grand Plains Elementary	 0%	 100%	 100%	 100%	 100%	Awaiting financial closeout.	\$5,620,708.00	\$5,463,778.35	\$5,436,035.27	\$156,929.65
			0 mo.	0 mo.	0 mo.	0 mo.	0 mo.					
Roswell Independent Schools	P10-012	P10-012 Monterrey Elementary	 0%	 100%	 100%	 100%	 100%	Awaiting financial closeout.	\$4,482,227.00	\$4,478,898.64	\$4,453,837.36	\$3,328.36
			0 mo.	0 mo.	0 mo.	0 mo.	0 mo.					
Roswell Independent Schools	P10-013	P10-013 Pecos Elementary	 0%	 100%	 100%	 100%	 100%	Awaiting financial closeout.	\$6,711,745.00	\$6,191,049.45	\$6,153,659.78	\$520,695.55
			0 mo.	0 mo.	0 mo.	0 mo.	0 mo.					
Roswell Independent Schools	P11-016	P11-016 Valley View Elementary School	 0%	 100%	 100%	 100%	 100%	Awaiting financial closeout.	\$7,408,246.07	\$6,226,216.76	\$6,042,712.62	\$1,182,029.31
			0 mo.	0 mo.	0 mo.	0 mo.	0 mo.					
Roswell Independent Schools	P11-017	P11-017 Berrando Elementary School	 0%	 100%	 100%	 100%	 90%	GC, DP and RISD DR are working a solution to drainage problems.	\$8,779,814.04	\$7,990,394.38	\$7,922,989.27	\$789,419.66
			0 mo.	0 mo.	0 mo.	0 mo.	0 mo.					
Roswell Independent Schools	P11-018	P11-018 Military Heights Elementary School	 0%	 100%	 100%	 100%	 100%	DP is working to complete documentation requirements and warranty issues.	\$7,853,407.13	\$6,996,323.94	\$6,707,353.79	\$857,083.19
			0 mo.	0 mo.	0 mo.	0 mo.	5 mo.					
Roswell Independent Schools	P11-019	P11-019 El Capitan Elementary School	 0%	 100%	 100%	 100%	 60%	Currently in 11 month correction period	\$11,686,177.62	\$10,057,720.56	\$10,022,453.88	\$1,628,457.06
			0 mo.	0 mo.	0 mo.	0 mo.	0 mo.					

PSCOC Project Status Report

04/07/2016




PP = Project Planning - Developing RFP/Contracts for Ed Spec Writer, Development and Approval of Ed Spec.
 DD = Design Development - Project design development through construction Documents (plans and specs, bidding/proposal phase)
 C = Construction - Project Under Construction
 FC = Final Completion - All closeout documentation submitted and approved. Final payment approved.
 PC = Project Closeout - 11 month correction period completed. Financial closeout completed.

School District	Project #	Project Name	PP	DD	C	FC	PC	Manager Report	AWARD TOTAL	COMMITTED	EXPENDED	AWARD BALANCE
Roswell Independent Schools	P14-023	P14-023 Parkview Early Literacy	100%	100%	21%	0%	0%	Good progress has been made. Slab and most structural steel in place	\$9,802,699.00	\$8,538,312.86	\$1,331,965.85	\$1,264,386.14
Roswell Independent Schools	P16-003	P16-003 Del Norte ES	0%	0%	0%	0%	0%	District has begun working on procuring BSAR services	\$73,000.00	\$0.00	\$0.00	\$73,000.00
Roswell Independent Schools	R14-015	R14-015 Roswell-Mountain View MS	0%	100%	100%	100%	100%	Awaiting financial closeout	\$287,820.00	\$160,199.01	\$160,199.02	\$127,620.99
Ruidoso Municipal Schools	P15-013	P15-013 Nob Hill ES	100%	51%	0%	0%	0%	DP working on Design Development phase. On schedule.	\$0.00	\$0.00	\$0.00	\$0.00
Socorro Consolidated Schools	P12-011	P12-011 San Antonio Elementary School	100%	45%	0%	0%	0%	District working with BLM to secure land. NCA working on DDs. Design committee meetings are on-going to finalize layout.	\$349,194.00	\$298,648.65	\$154,982.26	\$50,545.35
Texico Public Schools	R15-012	R15-012 Texico Combined School	0%	65%	0%	0%	0%	Currently reviewing proposals.	\$884,746.00	\$77,831.12	\$25,866.76	\$806,914.88
Truth or Consequences Municipal Schools	K13-005	K13-005 T or C Elementary Pre-Kindergarten Classroom	100%	100%	100%	100%	100%	Awaiting financial closeout.	\$214,961.04	\$148,759.25	\$148,759.25	\$66,201.79
Truth or Consequences Municipal Schools	P08-022	P08-022 Arrey Elementary	0%	100%	100%	100%	60%	Maintenance of the WWTS is scheduled for 4-21-14. District to verify meter readings. Plan is to use punch list and Zia Engineering to fix WWTS issues at this point. Will continue to monitor after maintenance work to assess nitrate levels through Dec 2014.	\$2,552,791.00	\$1,966,505.91	\$1,958,042.67	\$566,285.09
Truth or Consequences Municipal Schools	P12-012	P12-012 Truth or Consequences Elementary School	100%	100%	100%	100%	67%	Awaiting financial closeout.	\$5,631,012.40	\$5,411,935.97	\$5,380,006.43	\$419,076.43

FSCOC Project Status Report

04/07/2016



PP = Project Planning - Developing RFP/Contracts for Ed Spec Writer, Development and Approval of Ed Spec.
 DD = Design Development - Project design development through construction Documents (plans and specs, bidding/proposal phase)
 C = Construction - Project Under Construction
 FC = Final Completion - All closeout documentation submitted and approved. Final payment approved.
 PC = Project Closeout - 11 month correction period completed. Financial closeout completed.

School District	Project #	Project Name	PP	DD	C	FC	PC	Manager Report	AWARD TOTAL	COMMITTED	EXPENDED	AWARD BALANCE
Truth or Consequences Public Schools	R15-013	R15-013 Truth or Consequences Middle School	0%	30%	0%	0%	0%	It is anticipated to start Construction as soon as school is out.	\$249,534.00	\$13,482.92	\$6,519.73	\$236,051.08
			0 mo.	0 mo.	5 mo.	9 mo.	40 mo.					
Tularosa Municipal Schools	R14-017	R14-017 Tularosa - Tularosa Intermediate School	100%	100%	100%	100%	67%	Awaiting Financial Closeout.	\$464,646.00	\$396,597.97	\$364,704.88	\$68,048.03
			0 mo.	0 mo.	0 mo.	0 mo.	3 mo.					
Tularosa Municipal Schools	R14-018	R14-018 Tularosa-Tularosa MS	100%	100%	100%	100%	67%	Awaiting Financial Closeout.	\$144,267.00	\$127,043.20	\$117,301.26	\$17,223.80
			0 mo.	0 mo.	0 mo.	0 mo.	3 mo.					
Tularosa Municipal Schools	R15-014	R15-014 Tularosa Middle School	0%	100%	100%	100%	6%	Final Change Order processed.	\$384,393.00	\$278,320.46	\$278,055.01	\$106,072.54
			0 mo.	0 mo.	0 mo.	0 mo.	25 mo.					
Tularosa Municipal Schools	R15-015	R15-015 Tularosa Intermediate School	0%	100%	100%	100%	13%	Final Change Order processed.	\$328,190.00	\$279,613.42	\$273,453.68	\$48,576.58
			0 mo.	0 mo.	0 mo.	0 mo.	24 mo.					
West Las Vegas Public Schools	P12-013	P12-013 WLV Partnership Middle-High School	100%	100%	100%	100%	95%	Awaiting financial closeout.	\$1,781,504.17	\$1,656,931.84	\$1,659,375.27	\$124,572.33
			0 mo.	0 mo.	0 mo.	0 mo.	0 mo.					
West Las Vegas Public Schools	P13-009	P13-009 West Las Vegas Middle School	100%	96%	0%	0%	0%	RFP for construction has been advertised with proposals due on 4/20/16.	\$81,183.00	\$81,175.12	\$68,258.32	\$17.88
			0 mo.	0 mo.	9 mo.	11 mo.	29 mo.					
West Las Vegas Public Schools	R14-019	R14-019 West Las Vegas HS Band-Shop Roofing	0%	100%	100%	100%	95%	Awaiting financial closeout.	\$187,354.00	\$173,906.02	\$173,365.45	\$13,447.98
			0 mo.	0 mo.	0 mo.	0 mo.	0 mo.					
West Las Vegas Public Schools	R15-016	R15-016 Tony Serna Elementary	0%	100%	100%	77%	27%	GC working on project closeout documentation.	\$343,481.00	\$314,837.01	\$272,777.74	\$28,643.99
			0 mo.	0 mo.	0 mo.	0 mo.	14 mo.					

PSCOC Project Status Report

04/07/2016



PP = Project Planning - Developing RFP/Contracts for Ed Spec Writer, Development and Approval of Ed Spec.
 DD = Design Development - Project design development through construction Documents (plans and specs, bidding/proposal phase)
 C = Construction - Project Under Construction
 FC = Final Completion - All closeout documentation submitted and approved. Final payment approved.
 PC = Project Closeout - 11 month correction period completed. Financial closeout completed.

School District	Project #	Project Name	PP	DD	C	FC	PC	Manager Report	AWARD TOTAL	COMMITTED	EXPENDED	AWARD BALANCE
Zuni Public Schools	K13-006	K13-006 A:Shiwi Elementary Pre-Kindergarten Classroom	100%	100%	73%	0%	0%	In Construction. On schedule. This project is tied to P13-010 Dewa Yalame & A:Shiwi ES combined school award.	\$309,728.00	\$309,723.21	\$259,153.43	\$4.79
Zuni Public Schools	P13-010	P13-010 Zuni ES (Shiwi T'sana)	100%	100%	73%	0%	0%	On schedule. In construction	\$29,210,359.00	\$26,179,930.46	\$20,513,923.08	\$3,030,428.54
									\$947,345,091.71	\$748,519,497.41	\$593,366,185.59	\$198,826,594.30