



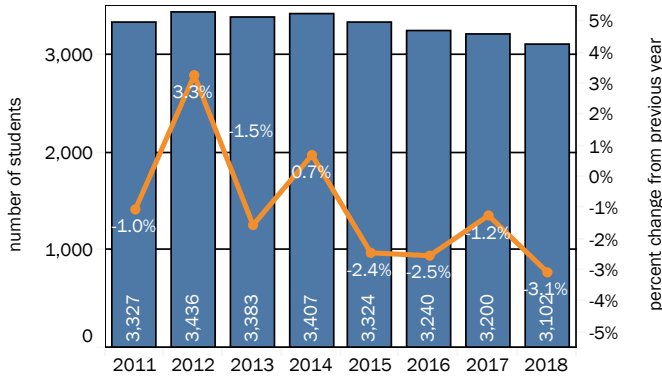
Legislative Education Study Committee
 School District Fact Sheet
Aztec Municipal Schools
 Prepared by Tim Bedeaux

Kirk Carpenter
 Superintendent
 505-334-9474
 adcarpki@aztec.k12.nm.us

Evelyn Garcia
 Director of Finance
 505-334-9474 ext. 1015
 Email form available on
 AMS website

Grant Banash
 Director of Operations
 505-599-4301
 Email form available on
 AMS website

Enrollment History with Annual Percent Change



Source: PED

Student Demographics (2017)

	Aztec		State	
	Students	Percent	Students	Percent
African Amer.	27	0.8%	7,504	2.3%
Asian	11	0.3%	4,413	1.3%
Caucasian	1,725	54.6%	81,191	24.3%
Hispanic	915	28.9%	204,239	61.2%
Multi Race	0	0.0%	16	0.0%
Native Amer.	476	15.1%	35,472	10.6%
Pacific	8	0.2%	628	0.2%

EL	30	0.9%	45,399	13.6%
FRL	1,958	61.9%	244,186	73.2%
Gifted	125	3.9%	16,273	4.9%
Homeless	76	2.4%	7,786	2.3%
Migrant	0	0.0%	1,535	0.5%
Special Educ.	493	15.6%	50,963	15.3%
Title I	1,356	42.9%	247,788	74.3%

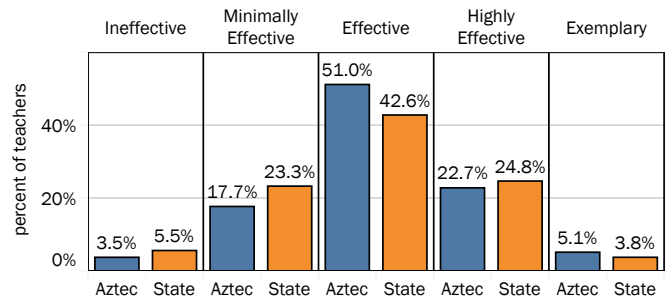
Source: PED

School Grades Summary

	2012	2013	2014	2015	2016	2017
Aztec High	C	B	B	B	B	D
C.V. Koogler Middle	C	D	D	A	F	F
Lydia Rippey Elementary	D	C	B	D	B	B
McCoy Avenue Elementary	C	C	B	B	B	B
Mosaic Academy Charter	C	D	D	F	C	D
Park Avenue Elementary	C	D	D	C	B	C
Vista Nueva High	D	B	B	B	C	C

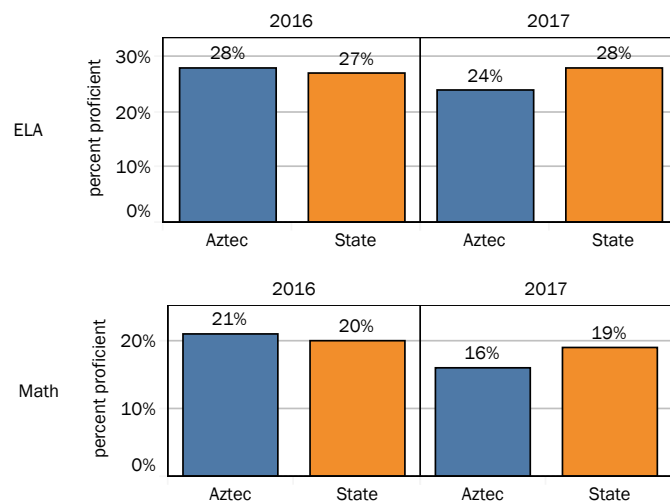
Source: PED

NMTEACH Teacher Effectiveness Ratings (2016)



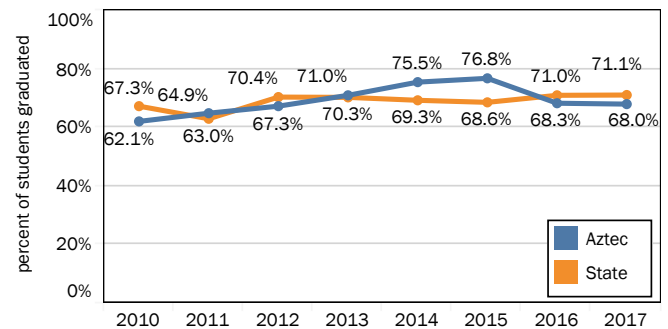
Source: PED

Percent of Students Scoring at Levels 4 and 5 on PARCC



Source: PED

Four-Year Cohort Graduation Rate



Source: PED

FY17 Operational Expenditures and FY18 Operational Budget

		2017				2018			
		Aztec		State		Aztec		State	
		Expenditures	Percent of Total	Expenditures	Percent of Total	Budget	Percent of Total	Budget	Percent of Total
Instruction	Total	\$13,542,688	60.0%	\$1,602,866,550	61.5%	\$13,957,075	60.4%	\$1,664,566,081	60.1%
Support Services	Students	\$1,997,855	8.8%	\$255,482,353	9.8%	\$1,905,686	8.3%	\$268,793,903	9.7%
	Instruction	\$420,282	1.9%	\$66,673,736	2.6%	\$415,095	1.8%	\$70,038,417	2.5%
	General Admin.	\$348,588	1.5%	\$55,737,026	2.1%	\$317,549	1.4%	\$68,253,631	2.5%
	School Admin.	\$1,865,860	8.3%	\$174,228,729	6.7%	\$1,675,194	7.3%	\$163,362,105	5.9%
	Central Services	\$945,005	4.2%	\$92,623,785	3.6%	\$1,859,733	8.1%	\$100,085,411	3.6%
	Maint. and Oper.	\$2,692,586	11.9%	\$339,903,520	13.0%	\$2,656,038	11.5%	\$364,111,833	13.2%
	Student Transp.	\$16,500	0.1%	\$10,948,283	0.4%	\$160,500	0.7%	\$7,560,304	0.3%
	Other	\$1,783	0.0%	\$1,551,113	0.1%	\$73,924	0.3%	\$41,728,122	1.5%
	Total	\$8,288,458	36.7%	\$997,148,545	38.2%	\$9,063,719	39.3%	\$1,083,933,726	39.2%
Non-Instructional Services	Food Service			\$2,411,215	0.1%			\$2,852,857	0.1%
	Community Svc.	\$73,168	0.3%	\$1,046,353	0.0%	\$70,000	0.3%	\$1,057,857	0.0%
	Total	\$73,168	0.3%	\$3,457,568	0.1%	\$70,000	0.3%	\$3,910,714	0.1%
Capital Outlay	Total	\$677,354	3.0%	\$4,423,880	0.2%	\$0	0.0%	\$15,456,215	0.6%
Grand Total		\$22,581,668	100.0%	\$2,607,896,543	100.0%	\$23,090,794	100.0%	\$2,767,866,736	100.0%

Source: OBMS

2017-2018 Prekindergarten Programs

No PED-funded prekindergarten programs in 2017-2018.

2016 Land Valuation and Bonding

	Aztec
Total Valuation	\$605,048,174
Bonds Outstanding	\$36,700,000
Bonding Capacity	\$36,302,890

Source: PED

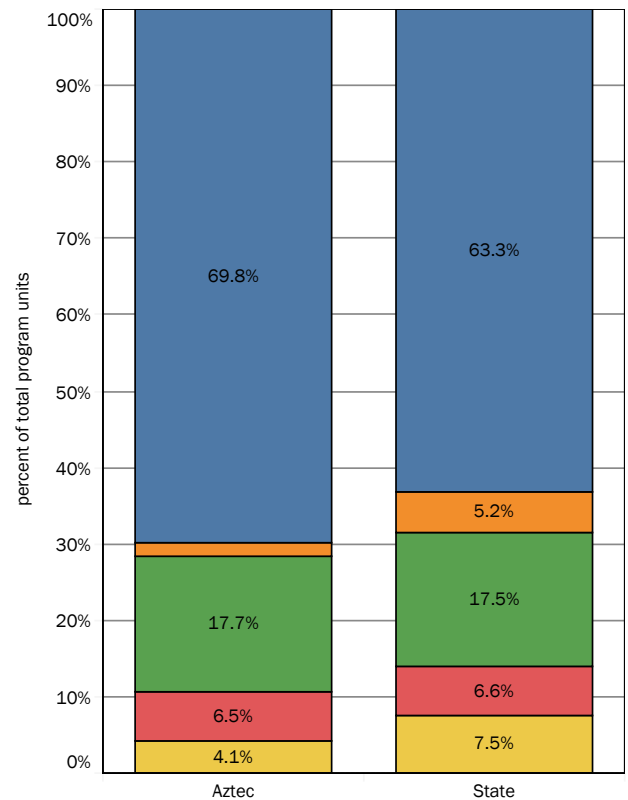
Condition and Maintenance of Facilities

School	wNMCI	FMAR					
	2017	2011	2013	2014	2015	2016	2017
Aztec High	16.1%	76.0%			81.0%		
C.V. Koogler Middle	7.8%	76.6%			77.9%		
Lydia Rippey Elementary	22.2%		82.9%			81.5%	
McCoy Avenue Elementary	17.7%		78.2%			82.0%	
Mosaic Academy Charter	9.3%						77.3%
Park Avenue Elementary	18.5%	78.7%			71.6%		
Vista Nueva High	5.5%		84.9%	73.7%			

Source: PSFA

Note: wNMCI is the weighted New Mexico condition index. Lower values denote a building in better condition. The statewide average wNMCI for FY17 was 17.7 percent. FMAR scores are from most recent years available. FMAR of 70 percent or higher is considered satisfactory.

Percent of FY18 Funding by Unit Type



- Program Unit Type (group)
- Basic MEM
 - Size and Growth
 - Special Education
 - Training and Experience
 - All Other

"All Other" category includes at-risk, bilingual, elementary PE, National Board-certified teachers, charter school activities, home school program and activities, and save harmless units.

Source: PED