



# Farmington Municipal Schools

Success Matters: Every Student, Every Day

Raising the Bar on Excellence!



*Google Images, 2017*

## Objective

- **Share the Farmington story; successes, and what we continue to strive to accomplish with the support of all stakeholders to meet the goals of the Strategic Plan.**

## Student Demographics

|                  | LEA    |      | State   |       |
|------------------|--------|------|---------|-------|
|                  | Number | %    | Number  | %     |
| All Students     | 11,590 | 3.4  | 336,326 | 100.0 |
| Female           | 5,699  | 49.2 | 164,089 | 48.8  |
| Male             | 5,891  | 50.8 | 172,237 | 51.2  |
| Caucasian        | 3,924  | 33.9 | 81,394  | 24.2  |
| African American | 139    | 1.2  | 7,600   | 2.3   |
| Hispanic         | 3,644  | 31.4 | 206,348 | 61.4  |
| Asian            | 113    | 1.0  | 4,457   | 1.3   |
| American Indian  | 3,753  | 32.4 | 35,884  | 10.7  |
| ED               | 6,537  | 56.4 | 249,348 | 74.1  |
| SWD              | 1,548  | 13.4 | 52,927  | 15.7  |
| ELL              | 1,142  | 9.9  | 45,669  | 13.6  |
| Migrant          | 0      | 0.0  | 428     | 0.1   |
| Recently Arrived | 408    | 3.5  | 16,801  | 5.0   |

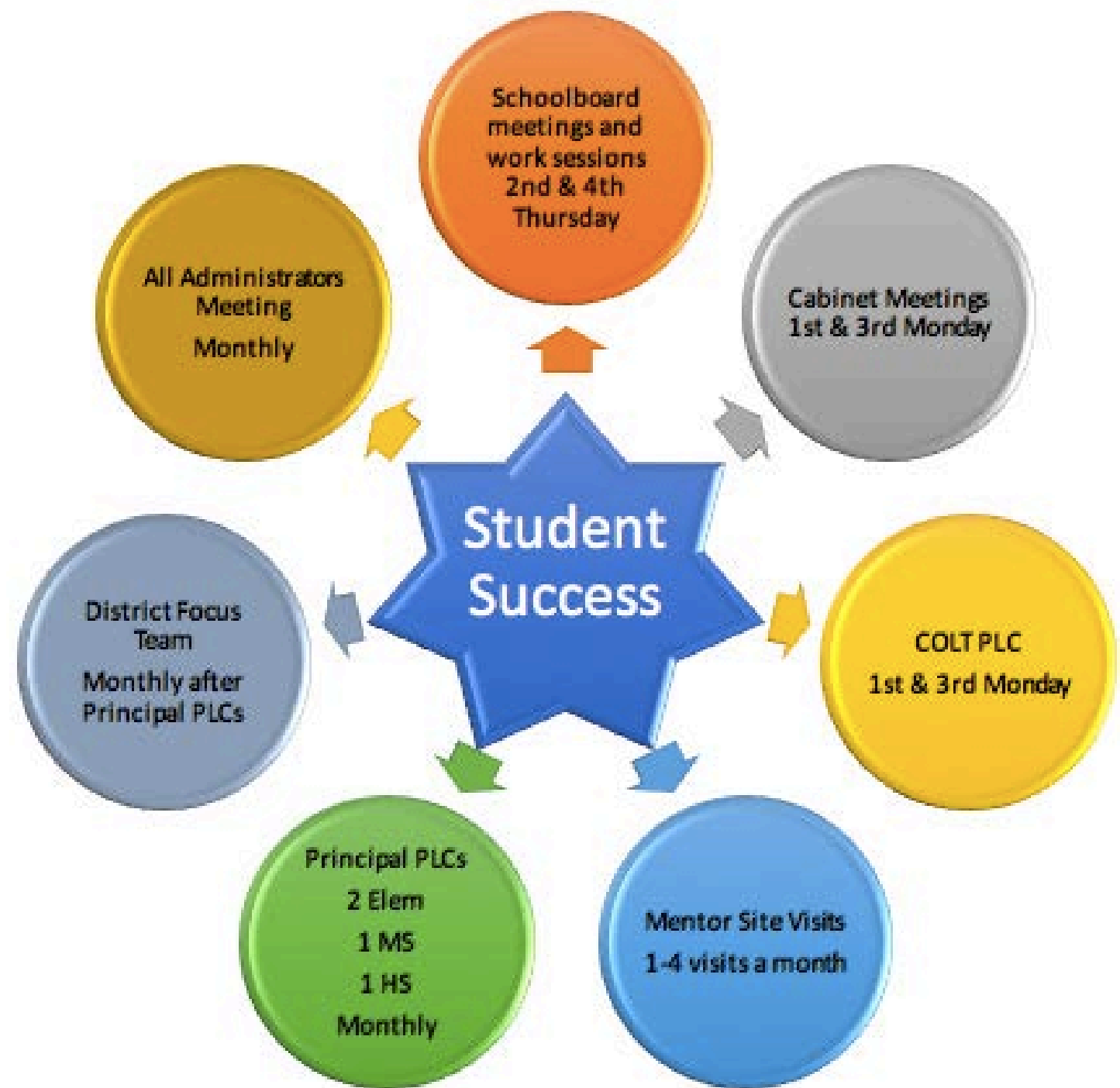
Source: LEA 120th-day submission to the PED

# Critical Commitments

- *Commitment #1: Develop a System of Individual Student Feedback*
- *Commitment #2: Ensure Effective Teaching in Every Classroom*
- *Commitment #3: Building Background Knowledge for all Students*

*Remain constant, foundation never changes, refine and strengthen*

# System of Support

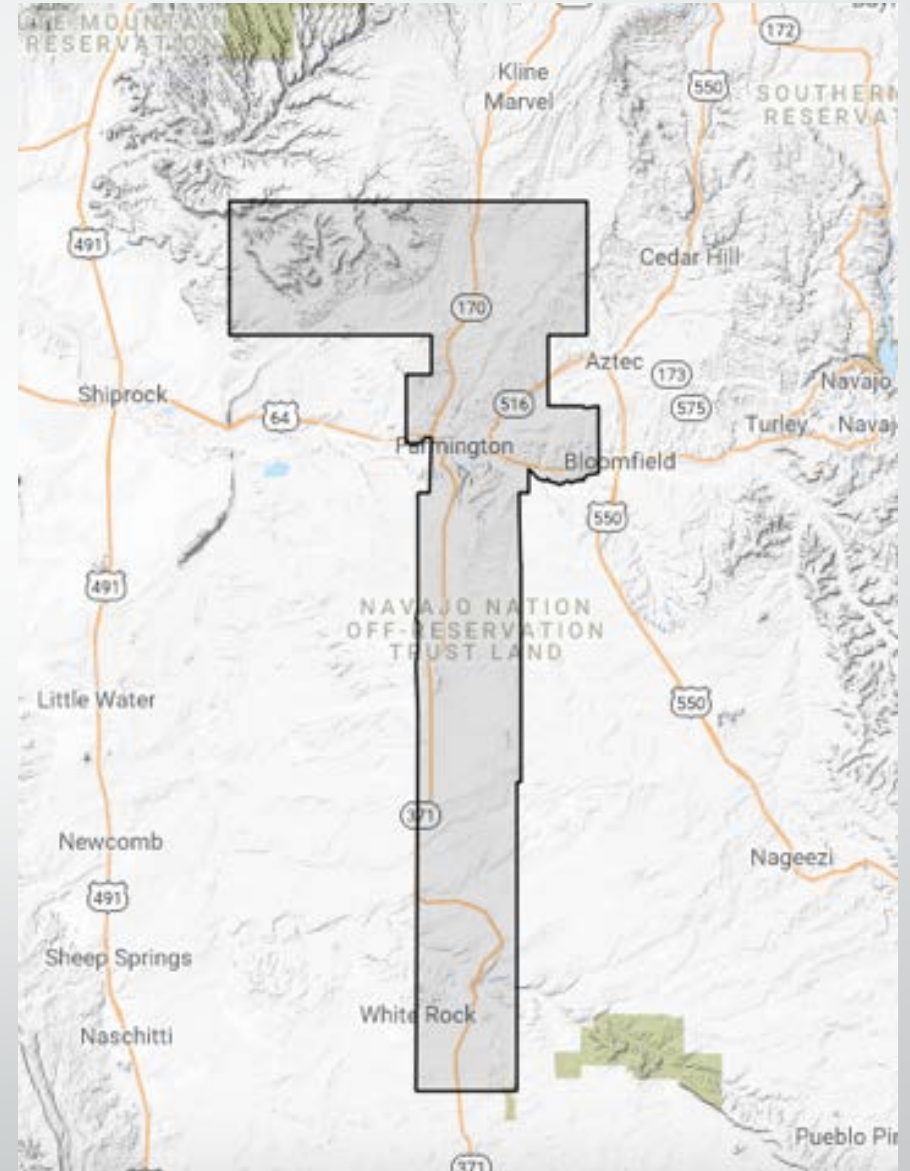




# Farmington Municipal Schools

## 2014-2017 District Report Card

| 2014 | 2015 | 2016 | 2017 |
|------|------|------|------|
| C    | B    | B    | B    |



**2017-2018:  
1,001,340 bus miles traveled**

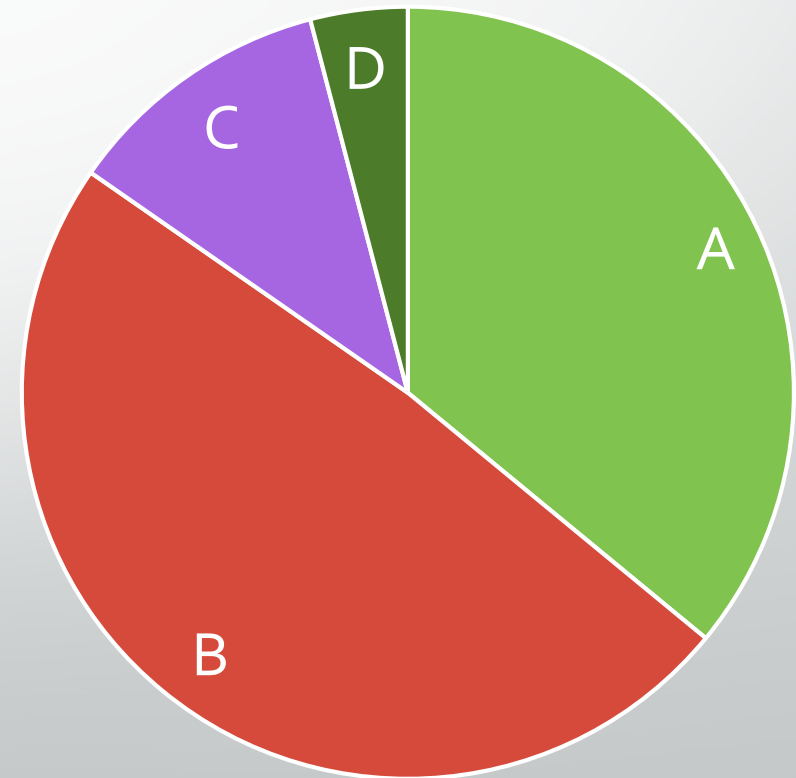


# Farmington Municipal Schools

2016-2017  
District Report Card = B

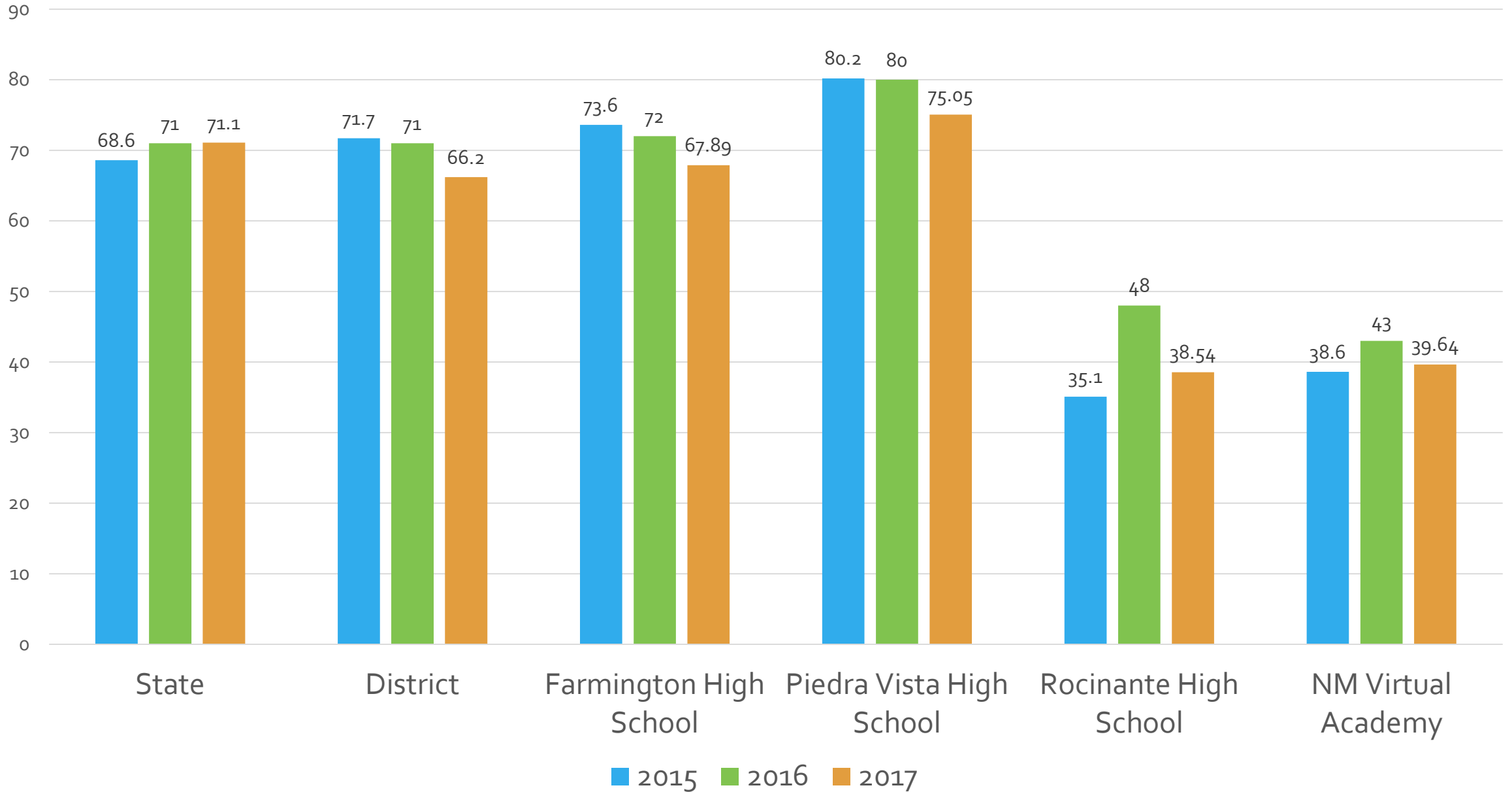
| 16-17 District Overall Grade  | B |
|---|---|
| Animas Elementary<br>Country Club Elementary<br>Ladera Del Norte Elementary<br>Mesa Verde Elementary<br>Northeast Elementary<br>Piedra Vista High<br>San Juan College High School | A |
| Bluffview Elementary<br>Esperanza Elementary<br>Farmington High<br>Heights Middle<br>McCormick Elementary<br>McKinley Elementary<br>Mesa View Middle<br>Tibbetts Middle           | B |
| Apache Elementary<br>Hermosa Middle<br>Rocinante High   | C |
| New Mexico Virtual Academy  | D |

FMS serves 11,694 students.  
**85 % of FMS students attend an A or B School**



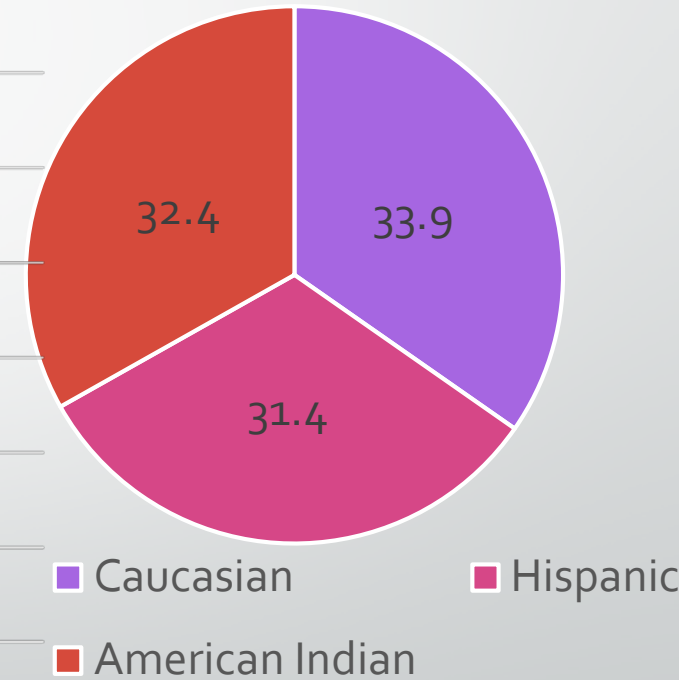
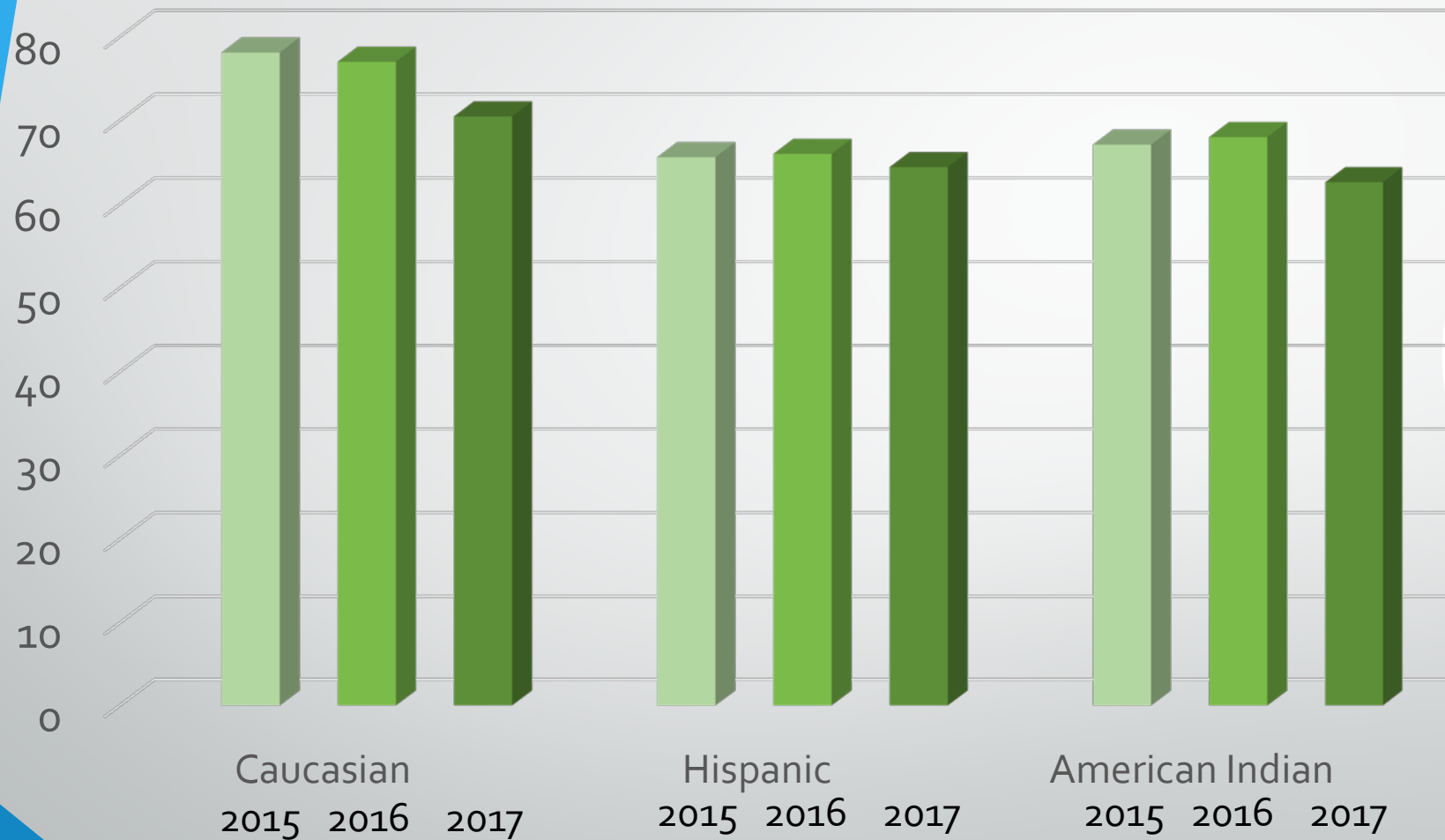
# Four-Year Graduation Rate

## 2015-2017





# 2015-2017 Four-Year Graduation Rate by Subgroup



# Proficiency Summary by Subgroup

## Caucasian

## Hispanic

## American Indian

2015 2016 2017

70  
60  
50  
40  
30  
20  
10  
0

Reading

Math

Reading

Math

Reading

Math

40

28

25

16

14

9

49

34

33

21

26

17

59

35

43

22

36

18

# FMS Points of Pride

## •Deep Partnership with the NMPED :

- UVA PLE, TPE, PPE, High School Redesign, Expanded Preschool, Project Search, AMP, SIG, APTT
- Taking key best practices and working to make them standard operating procedure across the district.

## •Raising the Bar on Excellence:

- Strategic planning and alignment of systems
- Building relationship with Legislators

## •Standards Based Instruction

- Farmington has a deep commitment to the Common Core State Standards in collaboration with Marzano Research Labs, Bedrock Partners

## •School Safety – Safe Havens Assessments

- SH indicates that FMSD is in top 1% of over 6,000 districts assessed

# School Safety

## Key theme for the year

- Safe Havens assessment
- Point of entry security
  - Cameras, doorbells, ID card access points
- First Responder access controls
- County-wide safe schools committee
- Monthly emergency drills
- Five social workers added to elementary schools
- Creation of Behavior Intervention Team
- Funding supported by NM State Legislature

# Accolades and Successes

- District and School Grades
- Continuous Improvement of Proficiency Rates
- Facilities Improvements
  - Farmington High School phases 1 and 2, McCormick Elementary phase 1
  - Passage of HB 9 mill and HB 33 mill by 74.5% voter approval
- Staff and School District awards
  - PSFA Ben Lujan Awards, Excellence in Financial Reporting, National Board Certifications, Best Communities For Music Award, NMAA Coaches of the Year .
- \$14 million in scholarship moneys to FMS class of 2018 graduates
- Five State Championships in 2017-2018

# Continuous Improvement Journey

- SY 17/18 School Grade Report Card Goals:
  - A=15, B =3, C=1
- Quality New Mexico Roadrunner / AdvancEd Accreditation
- Dual Language program at McCormick and Apache elementary schools
- High School Redesign at Rocinante High School
- Standards-Based Educational System moves to the high schools
- Expand **#GraduateFarmington** to a wider community audience
- Meet or Exceed NM PED *Route to 66* challenge
- Expand 1-to-1 laptop initiative into elementary schools

# Challenges

- Keeping students in school – Graduation
  - Proficiency vs Graduation rate (HSRD, TPE, Standard based instruction, career pathways, Partnership with SJC – Dual Credit)
- PSFA Matching Funds
- Does UV increase support 2.5% mandate
- Change in the law to allow retired police officers to work as school resource officers
- Recruitment and Retention of High Quality Educators

# Questions and Comments

Eugene Schmidt [eschmidt@fms.k12.nm.us](mailto:eschmidt@fms.k12.nm.us)

Phil Valdez [pvaldez@fms.k12.nm.us](mailto:pvaldez@fms.k12.nm.us)

Kyle Rhodes [krhodes@fms.k12.nm.us](mailto:krhodes@fms.k12.nm.us)



**Farmington  
Municipal Schools**