

Appendices

Appendix A: Surveys of Legislators and Legislative Staff, Research & Polling, Inc.

Appendix B: District / Regional Office Study, Architectural Research Consultants, Incorporated

Appendix C: NCSL whitepapers

Appendix D: State comparisons selection detail

Appendix E: Capitol staff memo, Jonelle Maison

Appendix F: New Mexico Legislature organizational chart

[remainder of page intentionally left blank]

Appendix A

Research & Polling, Inc.

Survey of Legislators and Legislative Staff

[remainder of page intentionally left blank]

LEGISLATIVE COUNCIL SERVICE
SURVEY OF LEGISLATORS
SEPTEMBER 2023



TABLE OF CONTENTS

METHODOLOGY3

EXECUTIVE SUMMARY5

SUMMARY OF RESULTS10

DATA TABLES44

DEMOGRAPHICS73

QUESTIONNAIRE.....74

METHODOLOGY

This research study was commissioned by the New Mexico Legislative Council Service in order to determine, among legislators in New Mexico, the general support for adding assigned staff to assist them in their workload, the likelihood of using assigned staff to assist with various tasks and the preferred staffing model.

THE INTERVIEW

All legislators with an email address were sent an invitation to complete an Internet survey. In order to encourage participation, prior to the email invitation being sent, legislative leaders and their staff were asked to provide caucus members with notice that legislators would be receiving the survey invitation email. Respondents were given a unique link to complete the survey. A reminder email was sent to non-respondents after approximately five days.

To further increase response rate, and in the event a legislator did not have an email address, telephone follow-up calls were made to non-respondents of the online survey.

The survey was launched on August 25, 2023, and remained open until the end of business on September 7, 2023, two days after the stated closing date of the survey.

RESPONSE RATE

A total of 78 legislators completed the survey for a response rate of 70%.

- ◆ Among House members, 46 completed the survey for a response rate of 66%.
- ◆ Among Senate members, 32 completed the survey for a response rate of 76%.
- ◆ Among Democrats, 51 completed the survey for a response rate of 73%.
- ◆ Among Republicans, 27 completed the survey for a response rate of 64%.

THE REPORT

This report summarizes the results from each question in the survey and reports on any variances in attitude or perception, where significant, among demographic subgroups. The subgroups examined in this report include:

- ◆ Chamber
- ◆ Years of legislative service
- ◆ Type of geographic area represented (urban, small town/small city, and rural)
- ◆ Party
- ◆ Employment status

EXECUTIVE SUMMARY



EXECUTIVE SUMMARY

INTRODUCTION

The New Mexico Legislature employs full-time, year-round professional staff that focus on state fiscal/budgetary matters, public schools and higher education issues, and legal/drafting and research services required by New Mexico's House and Senate members. These staff are primarily housed in the following three agencies:

- Legislative Council Service (LCS) staff are the drafting, legal and research arm for the New Mexico Legislature. The staff also draft legislation for executive, judicial and other state entities and serve as a central contact point for the public seeking information from the legislative branch. Additionally, the LCS's administrative support includes information technology, legislative library, accounting, printing, building services and staffing for approximately 20 interim committees.
- Legislative Finance Committee (LFC) staff make budgetary recommendations to the legislature for funding state government, higher education and public schools. The LFC also prepares legislation addressing financial and management issues of state government and conducts performance evaluations of state agencies, in addition to preparing fiscal impact reports for introduced legislation.
- Legislative Education Study Committee (LESC) staff examine a wide range of education issues, both fiscal and programmatic, that affect the achievement of preschool, elementary, secondary and postsecondary students in New Mexico.

In addition to the three agencies listed above, the House Chief Clerk's Office and the Senate Chief Clerk's Office are responsible for, among other things, supervising the work of House and Senate employees and providing constituent services.

Also, the House and Senate majority and minority leaders and their caucuses have staff to assist them with their duties.

A major issue has arisen among some legislators as to whether the existing legislative agencies and offices are sufficient in aiding legislators to effectively perform their duties and responsibilities to New Mexico and their district-wide constituents, particularly during the interim. Some legislators feel that, as citizen legislators who often have a full-time occupation outside of their legislative responsibilities, they could be more effective if they had the assistance of assigned staff to aid them in performing various tasks.

Other legislators disagree with the assignment of additional staff to aid individual legislators in the performance of their duties. These legislators tend to feel that the existing full-time staff are sufficient for legislators to be able to perform their duties effectively.

The objective of this survey is to explore the opinions of House and Senate members on this issue, as well as delve into other topics such as current legislator workload, likelihood of using assigned staff for various tasks and activities, and preference for various staff model options.

SUPPORT LEVELS FOR ADDING ASSIGNED STAFF: Overall, 7 in 10 (70%) New Mexico legislators who responded to the survey support the concept of the legislature adding assigned staff to assist individual legislators in their duties, with 62% who are *strongly supportive*, while 22% are opposed to the idea and 6% have mixed feelings.

The majority of both House (75%) and Senate (63%) members are supportive; however, House members are much more likely to be *strongly supportive* as compared to Senators (73% compared to 47%).

Furthermore, nearly 9 in 10 (88%) Democrats are supportive, whereas just 37% of Republicans are supportive. In fact, the majority of Republicans (52%) are opposed to the concept of the legislature adding assigned staff to assist individual legislators in their duties.

PERCEIVED SUFFICIENCY OF CURRENT YEAR-ROUND LEGISLATIVE AGENCIES/OFFICES: Slightly more than half of the legislators surveyed (54%) do not believe the current year-round legislative agencies and offices provide sufficient services for legislators to do their jobs and serve their constituents effectively, though 37% do feel they receive sufficient services, and 8% are unsure. Three-quarters (74%) of Republicans feel the current year-round legislative agencies and offices provide sufficient services for legislators to do their jobs and serve their constituents effectively compared to just 18% of Democrats.

TIME SPENT ON VARIOUS TASKS: Legislators say they spend the most time per week on attending interim committee hearings, administrative work, attending and participating in public community events, and staying informed about current events or issues impacting their district and/or the state.

Further, 21% of legislators say 50% or more of their legislative work during the interim is performed outside of traditional work hours, which may impact legislators' preferred staffing model, as well as how many staff hours they say they would need.

When legislators were asked which tasks they would spend the most time on if they had additional time, the majority choose *community engagement* (58%) or *policy research* (53%), while nearly two-fifths (38%) say they would spend more time on *constituent services*. Over 1 in 10 say they would spend more time on either *communication/networking with legislative colleagues* (14%) or with *administrative work* (12%).

LIKELIHOOD OF USING ASSIGNED STAFF: Legislators were asked to rate their likelihood of using assigned staff for various activities based on a five-point scale where a score of five is *very likely* and a score of one is *very unlikely*. The table below shows the percentage of respondents who indicate they would be likely to use staff for each task (a combined score of four and five).

PERCENT <i>VERY</i> OR <i>SOMEWHAT LIKELY</i> TO USE ASSIGNED STAFF FOR VARIOUS TASKS			
	TOTAL SAMPLE	DEMOCRAT	REPUBLICAN
ADMINISTRATIVE WORK	70%	84%	44%
CONDUCTING RESEARCH AND/OR ANALYSIS FOR POTENTIAL LEGISLATION	67%	80%	44%
RESPONDING TO CONSTITUENT CONCERNS	61%	74%	37%
REVIEWING AND ANALYZING BILL DRAFTS AND AMENDMENT DRAFTS	59%	76%	30%
STAYING INFORMED ABOUT CURRENT EVENTS AND ISSUES IMPACTING THE DISTRICT AND/OR STATE	55%	72%	26%
COLLABORATING WITH DISTRICT CONSTITUENTS, ORGANIZATIONS AND BUSINESSES	50%	64%	26%
ATTENDING INTERIM COMMITTEE HEARINGS	40%	52%	19%
ATTENDING/PARTICIPATING IN PUBLIC COMMUNITY EVENTS	36%	46%	19%
COLLABORATING WITH COLLEAGUES	25%	32%	11%

Overall, the large majority of legislators indicate they would use assigned staff (if made available) for administrative work (70%), conducting research and analysis (67%), responding to constituent concerns (61%), and reviewing and analyzing bill and amendment drafts (59%). The majority are also likely to use staff to stay informed about current topics and issues impacting their district and/or the state (55%). Furthermore, half of legislators would use assigned staff for collaborating with district constituents, organizations and businesses. Legislators are less apt to use the staff for attending interim committee hearings (40%), attending or participating in public events (36%), or collaborating with colleagues (25%).

Democrat legislators are far more likely than Republicans to say they would use assigned staff for each of the tasks listed. Though not shown in the table above, House members are more likely than their Senate counterparts to say they would be likely to use assigned staff for each of the tasks listed. These House/Senate differences are shown later in the report.

STAFFING ISSUES: Legislators were given different options in terms of a preferred assigned staff model (if any) and the number of staff hours they would need to do their job more effectively.

PREFERRED STAFFING MODEL:

- 53% would prefer **individual staff with each legislator having one dedicated staff member assigned to them.**
- 21% would prefer having **district offices with two to four staffers serving multiple legislators.**
- 8% would prefer **regional offices spanning multiple counties and members.**
- 4% would prefer **a staffer be shared with two legislators.**

Approximately half of the legislators (53%) prefer that each legislator have one dedicated staff member assigned to them. It's interesting to note that among this group that prefers dedicated staff members assigned to them, more than 4 in 10 (44%) say they need a half-time staff member (20 hours per week), while half the legislators who prefer assigned staff say they need a full-time staff member or more.

As seen above, nearly one-third of legislators prefer either district offices (21%) or regional offices (8%) with multiple staffers serving multiple legislators. Among this group that prefers district or regional offices, nearly 6 in 10 (59%) say they need a half-time staff member to perform their job effectively, and only 14% say they need a full-time staff member to perform effectively.

STAFF HOURS NEEDED:

When given different options of how many hours they would need a staff member (if made available):

- 44% of legislators say they would need **one half-time staff member (20 hours weekly)** to do their job effectively.
- 27% say they would need **one full-time staff member (40 hours weekly).**
- 6% say they would need **two full-time staff members.**
- 3% say they would need **one full-time and one part-time staff member.**
- 13% do not feel they need any additional staff members.

Assuming legislators were assigned staff, more than 4 in 10 (44%) of legislators say they need a half-time staff member (20 hours per week) to perform their job effectively, while more than one-third (36%) say they need one full-time staff member or more. House members are more than twice as likely (47%) to say they need one full-time staff member or more, compared to senators (22%).

WORK LOCATION FOR ASSIGNED STAFF: As working from home has become more commonplace in some sectors, over half (53%) of legislators would prefer a hybrid model, with staff working *both at home and in an office*, while 3 in 10 (31%) prefer they *work in an office setting*. Fourteen percent prefer staff to *work from home* exclusively. Republican legislators (56%) are far more likely than Democrats (18%) to prefer staff work exclusively in an office.

SHARED STAFF AND OFFICES:

Assuming a model was chosen in which two or more staffers were to share an office:

- 54% say the office **should have a mid-sized meeting room for staff and legislators to meet with the public**, while 27% say it should not and 14% say it depends.
- 41% say **each legislator should have a separate office**, while 37% say this is not necessary and 18% say it depends.
- 40% feel the **office should remain open during normal business hours**, while 19% say it should not and 36% say it depends.
- 27% believe the office **should have a receptionist/office assistant** hired to staff the office, though 41% say it should not and 27% say it depends.

Nearly two-thirds (63%) of legislators think it is feasible for a House member and a senator with overlapping districts to share a staff member. Results are very similar across both chambers and across party lines. However, only 19% believe shared office staff can provide services to members from different parties.

HIRING AND SUPERVISION: When given different options, the vast majority of legislators (79%) feel legislators themselves should be responsible for **hiring the staff**, while one-quarter (24%) say leadership offices should be responsible. Similar percentages say LCS (15%) or chief clerks (12%) should be responsible.

Furthermore, 76% believe the legislators themselves should be responsible for the **supervision and managerial-related tasks of the assigned staff**, while similar percentages say leadership offices (29%), chief clerks (26%) or LCS (22%) should be responsible.

SUMMARY OF RESULTS



SUPPORT/OPOSE THE CONCEPT OF THE LEGISLATURE ADDING ASSIGNED STAFF TO ASSIST INDIVIDUAL LEGISLATORS IN THEIR DUTIES					
TOTAL SAMPLE (N=78)					
	TOTAL SAMPLE	CHAMBER		PARTY	
		HOUSE	SENATE	DEMOCRAT	REPUBLICAN
5 - STRONGLY SUPPORT	62%	73%	47%	82%	26%
4	8%	2%	16%	6%	11%
3	6%	7%	6%	6%	7%
2	5%	7%	3%	2%	11%
1 - STRONGLY OPPOSE	17%	9%	28%	4%	41%
UNSURE	3%	2%	-	-	4%

Legislators were asked, using a five-point scale where a score of five is *strongly support* and a score of one is *strongly oppose*, whether they generally **support or oppose the concept of the legislature adding assigned staff to assist individual legislators in their duties**. Overall, 7 in 10 legislators are supportive, with 62% who are *strongly supportive* (a score of five). Six percent have mixed feelings, while 22% are opposed (17% are *strongly opposed*).

The majority of both House (75%) and Senate (63%) members are supportive; however, House members are much more likely to be *strongly supportive* (a score of five) than senators (73% compared to 47%).

Nearly 9 in 10 (88%) Democrats are supportive, whereas just 37% of Republicans are supportive. In fact, the majority of Republicans (52%) are opposed to the concept of the legislature adding assigned staff to assist individual legislators in their duties.

Four-fifths (81%) of those who do not feel the current year-round legislative agencies and offices provide sufficient services for legislators to do their jobs and serve their constituents effectively are *strongly supportive* (a score five) of having assigned staff. Further, those representing urban districts are more likely to be *strongly supportive* (84%).

In a separate question, legislators were asked to give the reasons for their support or opposition, which are included throughout the report.

“When Legislators are not in session, it is difficult for constituents to have their concerns addressed. This, because of having an all-volunteer legislature, leaves our communities and people in need without a timely response to their concerns or questions. Not having staff is a disservice to the state and the residents.”

“The current staff gets my constituents’ requests adequately processed and my bills drafted promptly. I was elected to this position knowing it would not include a salary nor would it include full-time staff. Therefore, I fulfill the responsibilities of my office, including attending to constituent needs, in a timely and efficient manner.”

“It’s been my experience that there is not enough daily activity to keep a legislative assistant busy and find it likely that these positions would evolve into paid re-election campaign employees.”

“Having staff to assist individual Legislators will help improve our responses to constituents, help with scheduling and help with research as Legislators work to present the most effective, evidence-based legislation. Each Legislator is responsible for at least 41,000 constituents in their districts. It is difficult for one Legislator to effectively respond to constituents without adequate administrative help.”

DO CURRENT YEAR-ROUND LEGISLATIVE AGENCIES AND OFFICES PROVIDE SUFFICIENT SERVICES FOR LEGISLATORS?					
TOTAL SAMPLE (N=78)					
	TOTAL SAMPLE	CHAMBER		PARTY	
		HOUSE	SENATE	DEMOCRAT	REPUBLICAN
YES	37%	38%	38%	18%	74%
NO	54%	47%	63%	72%	19%
UNSURE	8%	13%	-	8%	7%
WON'T SAY	1%	2%	-	2%	-

Legislators were asked **if they feel the current year-round legislative agencies and offices provide sufficient services for legislators** to do their jobs and serve their constituents effectively. As shown above, less than two-fifths (37%) feel the current year-round legislative agencies and offices provide sufficient services for legislators, while the majority (54%) do not and 8% are unsure.

Thirty-eight percent of both House and Senate members feel the current year-round legislative agencies and offices provide sufficient services for legislators; however, when it comes to party affiliation, just 18% of Democrats feel this way. Conversely, three-quarters (74%) of Republicans feel the current year-round legislative agencies and offices provide sufficient services for legislators to do their jobs and serve their constituents effectively.

Further, among those representing urban districts, 76% do not feel the current year-round legislative agencies and offices provide sufficient services for legislators.

“The huge legislative workload without adequate staffing levels makes it very hard to provide the public service support needed to address constituent concerns.”

“Our workload varies significantly across the state with some districts having greater constituent needs than others. I think our current staff does a commendable job addressing issues, but a staffer that is familiar with a district could function better than generic staff. I don't think every Legislator could justify an assigned staff person, but a staffer assigned or living in a region serving several Legislators in the area would be very useful.”

“We do need staff to support our constituents and their issues. With that said we do not need more staff. I have access to Legislative Council, my Republican House Office staff, and then I have contacts for each secretary of divisions of NM government. I cannot name an issue that was not resolved by the current staff.”

“We have staff. Both Chambers have a Chief Clerk, with staff. One of the jobs of the Chief Clerk is to deal with constituents’ issues. The caucuses in both Chambers have staff. These staff deal with constituents and can do issue research. Further, the caucus staff keeps the entire caucus informed on relevant issues. All Legislators have access to LCS, LFC, and LESC. Between these committees, we have access to all the laws of all the states, all the research done for any issue in the last several decades. Additionally, we have contact information for people that know anything. What could personal staff add to this? I suspect the personal staff will be used for campaigns, thus a serious misuse of taxpayer money.”

NUMBER OF HOURS PER WEEK SPENT ON: ADMINISTRATIVE WORK (WRITING/READING EMAILS/SCHEDULING MEETINGS) TOTAL SAMPLE (N=78)					
	TOTAL SAMPLE	CHAMBER		PARTY	
		HOUSE	SENATE	DEMOCRAT	REPUBLICAN
0-3 HOURS	23%	18%	31%	20%	30%
4-6 HOURS	27%	24%	31%	24%	33%
7-10 HOURS	21%	27%	13%	22%	19%
11-20 HOURS	19%	27%	9%	24%	11%
MORE THAN 20 HOURS	8%	4%	13%	8%	7%
MEAN AVERAGE HOURS	9.8	9.6	10.0	10.7	8.2
MEDIAN AVERAGE HOURS	6	7	4	7	5

NUMBER OF HOURS PER WEEK SPENT ON: ATTENDING/PARTICIPATING IN PUBLIC COMMUNITY EVENTS TOTAL SAMPLE (N=78)					
	TOTAL SAMPLE	CHAMBER		PARTY	
		HOUSE	SENATE	DEMOCRAT	REPUBLICAN
0-3 HOURS	35%	24%	50%	30%	44%
4-6 HOURS	26%	27%	25%	24%	30%
7-10 HOURS	27%	36%	16%	30%	22%
11-20 HOURS	4%	4%	3%	6%	0%
MORE THAN 20 HOURS	6%	9%	3%	8%	4%
MEAN AVERAGE HOURS	7.4	8.7	5.6	8.6	5.3
MEDIAN AVERAGE HOURS	5	6	3	6	4

As shown in the table on the left, 23% of legislators report spending three hours or less a week during the interim period performing **administrative work**, while 27% spend four to six hours, 21% spend seven to ten hours and 27% spend 11 hours or more. On average, legislators spend 9.8 hours a week performing administrative work during the interim, with a median of six hours (half of legislators spend six hours or more, while half spend six hours or less).

As shown in the table on the right, 35% of legislators spend three hours or less a week during the interim **attending/participating in public community events**, while 26% spend four to six hours, 27% spend seven to ten hours and 10% spend 11 hours or more. On average, legislators spend 7.4 hours per week attending and participating in public community events during the interim, with a median of five hours.

NUMBER OF HOURS PER WEEK SPENT ON: RESPONDING TO CONSTITUENT CONCERNS					
TOTAL SAMPLE (N=78)					
	TOTAL SAMPLE	CHAMBER		PARTY	
		HOUSE	SENATE	DEMOCRAT	REPUBLICAN
0-3 HOURS	42%	38%	50%	38%	52%
4-6 HOURS	32%	33%	31%	34%	30%
7-10 HOURS	12%	16%	6%	12%	11%
11-20 HOURS	6%	9%	3%	6%	7%
MORE THAN 20 HOURS	5%	4%	6%	8%	0%
MEAN AVERAGE HOURS	6.5	6.9	6.0	7.7	4.4
MEDIAN AVERAGE HOURS	4	5	3	5	3

NUMBER OF HOURS PER WEEK SPENT ON: COLLABORATING WITH DISTRICT CONSTITUENTS, ORGANIZATIONS AND BUSINESSES					
TOTAL SAMPLE (N=78)					
	TOTAL SAMPLE	CHAMBER		PARTY	
		HOUSE	SENATE	DEMOCRAT	REPUBLICAN
0-3 HOURS	46%	40%	56%	38%	63%
4-6 HOURS	23%	27%	19%	24%	22%
7-10 HOURS	18%	20%	16%	22%	11%
11-20 HOURS	6%	11%	0%	8%	4%
MORE THAN 20 HOURS	4%	2%	6%	6%	0%
MEAN AVERAGE HOURS	6.1	6.5	5.6	7.4	3.7
MEDIAN AVERAGE HOURS	4	5	3	5	2

Over two-fifths (42%) of legislators spend three hours or less per week during the interim **responding to constituent concerns**, while 32% spend four to six hours, 12% spend seven to ten hours and 11% spend 11 hours or more. On average, legislators spend 6.5 hours a week responding to constituent concerns during the interim, with a median of four hours.

Approximately half (46%) of legislators spend three hours or less per week during the interim **collaborating with district constituents, organizations and businesses**, while 23% spend four to six hours, 18% spend seven to ten hours and 10% spend 11 hours or more. On average, legislators spend 6.1 hours per week collaborating with district constituents, organizations and businesses, with a median of four hours.

NUMBER OF HOURS PER WEEK SPENT ON: CONDUCTING RESEARCH AND/OR ANALYSIS FOR POTENTIAL LEGISLATION TOTAL SAMPLE (N=78)					
	TOTAL SAMPLE	CHAMBER		PARTY	
		HOUSE	SENATE	DEMOCRAT	REPUBLICAN
0-3 HOURS	55%	53%	59%	44%	78%
4-6 HOURS	19%	18%	22%	22%	15%
7-10 HOURS	10%	16%	3%	16%	0%
11-20 HOURS	8%	11%	3%	8%	7%
MORE THAN 20 HOURS	5%	2%	9%	8%	0%
MEAN AVERAGE HOURS	5.8	5.9	5.6	7.3	3.1
MEDIAN AVERAGE HOURS	3	3	2	4	2

NUMBER OF HOURS PER WEEK SPENT ON: STAYING INFORMED ABOUT CURRENT EVENTS & ISSUES IMPACTING THE DISTRICT AND/OR STATE TOTAL SAMPLE (N=78)					
	TOTAL SAMPLE	CHAMBER		PARTY	
		HOUSE	SENATE	DEMOCRAT	REPUBLICAN
0-3 HOURS	38%	38%	41%	36%	44%
4-6 HOURS	23%	22%	25%	22%	26%
7-10 HOURS	24%	27%	22%	26%	22%
11-20 HOURS	5%	7%	3%	4%	7%
MORE THAN 20 HOURS	6%	7%	6%	10%	0%
MEAN AVERAGE HOURS	7.1	7.1	7.1	8.1	5.4
MEDIAN AVERAGE HOURS	5	5	4	5	4

The majority of legislators (55%) spend three hours or less per week during the interim **conducting research and/or analysis for potential legislation**, while 19% spend four to six hours, 10% spend seven to ten hours and 13% spend 11 hours or more. On average, the legislators spend 5.8 hours a week conducting research and analysis for potential legislation, with a median of three hours.

Approximately two-fifths (38%) of legislators spend three hours or less per week during the interim **staying informed about current events or issues impact their districts and/or the state**, while 23% spend four to six hours doing so, 24% spend seven to ten hours and 11% spend 11 hours or more. On average, legislators spend 7.1 hours per week staying informed about current events or issues impacting their district and/or the state, with a median of five hours.

NUMBER OF HOURS PER WEEK SPENT ON: COLLABORATING WITH COLLEAGUES					
TOTAL SAMPLE (N=78)					
	TOTAL SAMPLE	CHAMBER		PARTY	
		HOUSE	SENATE	DEMOCRAT	REPUBLICAN
0-3 HOURS	55%	47%	69%	42%	81%
4-6 HOURS	24%	29%	19%	30%	15%
7-10 HOURS	13%	20%	3%	20%	0%
11-20 HOURS	1%	2%	0%	0%	4%
MORE THAN 20 HOURS	4%	2%	6%	6%	0%
MEAN AVERAGE HOURS	4.7	4.8	4.6	5.9	2.6
MEDIAN AVERAGE HOURS	3	4	2	4	2

NUMBER OF HOURS PER WEEK SPENT ON: ATTENDING INTERIM COMMITTEE HEARINGS					
TOTAL SAMPLE (N=78)					
	TOTAL SAMPLE	CHAMBER		PARTY	
		HOUSE	SENATE	DEMOCRAT	REPUBLICAN
0-3 HOURS	13%	13%	13%	12%	15%
4-6 HOURS	13%	11%	16%	12%	15%
7-10 HOURS	27%	29%	25%	22%	37%
11-20 HOURS	24%	24%	25%	24%	26%
MORE THAN 20 HOURS	21%	22%	19%	28%	7%
MEAN AVERAGE HOURS	13.8	13.9	13.7	15.3	11.1
MEDIAN AVERAGE HOURS	10	10	10	14	8

The majority (55%) of legislators spend three hours or less per week during the interim **collaborating with colleagues**, while 24% spend four to six hours, 13% spend seven to ten hours and just 5% spend 11 hours or more. On average, legislators spend 4.7 hours per week collaborating with colleagues, with a median of three hours.

Just 13% of legislators report spending three hours or less per week **attending interim committee hearings**, while another 13% spend four to six hours doing so, 27% spend seven to ten hours, 24% spend 11 to 20 hours and 21% spend more than 20 hours. On average, legislators spend 13.8 hours a week attending interim committee hearings, with a median of 10 hours.

NUMBER OF HOURS PER WEEK SPENT ON: REVIEWING AND ANALYZING BILL DRAFTS AND AMENDMENT DRAFTS					
TOTAL SAMPLE (N=78)					
	TOTAL SAMPLE	CHAMBER		PARTY	
		HOUSE	SENATE	DEMOCRAT	REPUBLICAN
0-3 HOURS	60%	58%	66%	52%	78%
4-6 HOURS	27%	31%	22%	30%	22%
7-10 HOURS	3%	4%	0%	4%	0%
11-20 HOURS	3%	4%	0%	4%	0%
MORE THAN 20 HOURS	5%	2%	9%	8%	0%
MEAN AVERAGE HOURS	4.6	4.0	5.4	6.0	1.9
MEDIAN AVERAGE HOURS	2	2	2	2	1

Three-fifths of legislators report spending three hours or less a week **reviewing and analyzing bill and amendment drafts** during the interim, while 27% spend four to six hours and 11% spend seven hours or more. On average, legislators spend 4.6 hours a week reviewing and analyzing bill and amendment drafts during the interim, with a median of two hours.

AVERAGE NUMBER OF HOURS PER WEEK SPENT ON VARIOUS TASKS

SUMMARY TABLE

TOTAL SAMPLE (N=78)

TASKS PERFORMED DURING INTERIM	AVERAGE NUMBER OF HOURS SPENT DURING INTERIM	MEDIAN NUMBER OF HOURS SPENT DURING INTERIM
ATTENDING INTERIM COMMITTEE HEARINGS	13.8 HOURS	10 HOURS
ADMINISTRATIVE WORK	9.8 HOURS	6 HOURS
ATTENDING/PARTICIPATING IN PUBLIC COMMUNITY EVENTS	7.4 HOURS	5 HOURS
STAYING INFORMED ABOUT CURRENT EVENTS OR ISSUES IMPACTING THEIR DISTRICT AND/OR STATE	7.1 HOURS	5 HOURS
RESPONDING TO CONSTITUENT CONCERNS	6.5 HOURS	4 HOURS
COLLABORATING WITH DISTRICT CONSTITUENTS, ORGANIZATIONS AND BUSINESSES	6.1 HOURS	4 HOURS
CONDUCTING RESEARCH AND/OR ANALYSIS FOR POTENTIAL LEGISLATION	5.8 HOURS	3 HOURS
COLLABORATING WITH COLLEAGUES	4.7 HOURS	3 HOURS
REVIEWING AND ANALYZING BILL AND AMENDMENT DRAFTS	4.6 HOURS	2 HOURS

Shown above are the mean and median number of hours legislators indicate they spend per week on various tasks during the interim period. On average, the most time-consuming task for legislators is attending interim committee hearings (13.8 hours/week), followed by administrative work (9.8 hours/week), attending and participating in public community events (7.4 hours/week), and staying informed about current events or issues impacting their district and/or the state (7.1 hours/week).

Legislators spend approximately six hours per week on responding to constituent concerns (6.5 hours/week); collaborating with district constituents, organizations and businesses (6.1 hours/week); and conducting research and/or analysis for potential legislation (5.8 hours/week).

Finally, legislators spend nearly five hours per week collaborating with colleagues (4.7 hours/week) and reviewing and analyzing bill and amendment drafts.

PERCENTAGE OF LEGISLATIVE WORK CONDUCTED OUTSIDE OF TRADITIONAL WORK HOURS DURING THE INTERIM PERIOD					
TOTAL SAMPLE (N=78)					
	TOTAL SAMPLE	CHAMBER		PARTY	
		HOUSE	SENATE	DEMOCRAT	REPUBLICAN
0% - 9%	17%	13%	22%	14%	22%
10% - 19%	15%	18%	13%	12%	22%
20% - 29%	22%	22%	19%	26%	11%
30% - 49%	10%	9%	13%	10%	11%
50% OR MORE	21%	27%	13%	22%	19%
DON'T KNOW	15%	11%	22%	16%	15%
MEAN	28.8%	31.7%	24.5%	30.3%	26.3%
MEDIAN	20%	25%	20%	25%	15%

Legislators were asked what percentage (if any) of their legislative work during the interim period is spent outside of the traditional work hours between 8 a.m. and 5 p.m. Overall, 17% of legislators say 9% or less of their legislative work is conducted outside of traditional work hours. On the other end of the spectrum, 21% of legislators say 50% or more of their legislative work during the interim is performed outside of traditional work hours.

On average, legislators report that 28.8% of their legislative work is conducted outside the traditional work hours, with a median of 20% of their work being conducted outside of traditional work hours. In other words, half of the legislators conduct 20% or more of their legislative work outside of traditional working hours and half of the legislators conduct 20% or less of the legislative work outside the traditional hours.

BUSIEST MONTH(S) FOR LEGISLATORS					
EXCLUDING LEGISLATIVE SESSIONS					
TOTAL SAMPLE (N=78)					
	TOTAL SAMPLE	CHAMBER		PARTY	
		HOUSE	SENATE	DEMOCRAT	REPUBLICAN
MARCH (SHORT SESSION ONLY)	3%	2%	3%	4%	-
APRIL	1%	-	3%	-	4%
MAY	5%	7%	3%	6%	4%
JUNE	10%	16%	3%	10%	11%
JULY	22%	29%	13%	16%	33%
AUGUST	33%	40%	25%	34%	33%
SEPTEMBER	40%	47%	31%	42%	37%
OCTOBER	36%	38%	34%	40%	30%
NOVEMBER	27%	18%	41%	26%	30%
DECEMBER	19%	9%	34%	14%	30%
NO, EACH MONTH HAS A SIMILAR WORKLOAD	29%	31%	28%	32%	26%
WON'T SAY	3%	-	3%	2%	-

Legislators were asked if there are certain months (excluding months with legislative sessions) when they are busiest. Not surprisingly, spring and early summer months (March, April, May and June) tend to be the *least* busy months for legislators. Workload appears to increase in the late summer and fall, as many legislators selected July (22%), August (33%), September (40%), October (36%) and November (27%) as their busiest months. Nineteen percent selected December as their busiest month. Notably, 29% of legislators say each month has a similar workload.

Overall, results are generally similar between House and Senate members, as well as between Democrats and Republicans; however, Senate members are much more likely than House members to say November and December are their busiest months, excluding legislative sessions.

LIKELIHOOD OF USING ASSIGNED STAFF FOR: ADMINISTRATIVE WORK					
TOTAL SAMPLE (N=78)					
	TOTAL SAMPLE	CHAMBER		PARTY	
		HOUSE	SENATE	DEMOCRAT	REPUBLICAN
5 - VERY LIKELY	62%	69%	53%	76%	37%
4	8%	7%	9%	8%	7%
3	4%	4%	3%	4%	4%
2	9%	9%	9%	6%	15%
1 - VERY UNLIKELY	14%	11%	19%	4%	33%
UNSURE	1%	-	3%	-	4%
WON'T SAY	3%	-	3%	2%	-
MEAN†	4.0	4.1	3.7	4.5	3.0

† THE MEAN SCORE IS DERIVED BY TAKING THE AVERAGE SCORE BASED ON THE 5-POINT SCALE. THE VERY LIKELY RESPONSE IS ASSIGNED A VALUE OF 5; THE VERY UNLIKELY RESPONSE IS ASSIGNED A VALUE OF 1. THE DON'T KNOW/WON'T SAY RESPONSES ARE EXCLUDED FROM THE CALCULATION OF THE MEAN.

Legislators were shown a list of various tasks and were asked how likely they would be to use staff for various activities (assuming they had access to assigned staff to assist them with their legislative duties and activities), using a five-point scale where a score of five is *very likely* and a score of one is *very unlikely*.

As shown above, 7 in 10 legislators say they would use assigned staff to assist with **administrative work**, with 62% who say they would be *very likely* to use assigned staff for that purpose. Four percent have mixed feelings, while nearly one-quarter (23%) say they would be unlikely to use assigned staff to assist with administrative work (14% *very unlikely*).

The majority of both House (76%) and Senate (62%) members say they would be likely to use assigned staff for administrative work, as do the vast majority (84%) of Democrats. Over two-fifths (44%) of Republicans say they would be likely to use assigned staff for administrative work, though 48% would be unlikely to do so.

Approximately four-fifths (81%) of those who do not feel the current year-round legislative agencies and offices provide sufficient services for legislators to do their jobs and serve their constituents effectively say they would be *very likely* (a score of five) to use assigned staff to assist with administrative work, as are those who would prefer the staffing model in which each legislator has one dedicated staff member assigned to them (78%), and those representing urban areas (78%).

"I think that our Legislators could be more effective if they had a small team assigned to them to handle phone calls, emails, working with council service, the clerk's office, attending events, etc."

"Having more consistent support staff would make me a more efficient Legislator. Not having to spend as much time on the administration aspect gives us more time to focus on improving policy."

LIKELIHOOD OF USING ASSIGNED STAFF FOR: ATTENDING/PARTICIPATING IN PUBLIC COMMUNITY EVENTS					
TOTAL SAMPLE (N=78)					
	TOTAL SAMPLE	CHAMBER		PARTY	
		HOUSE	SENATE	DEMOCRAT	REPUBLICAN
5 - VERY LIKELY	23%	29%	16%	26%	19%
4	13%	11%	16%	20%	-
3	24%	27%	22%	28%	19%
2	13%	13%	13%	10%	19%
1 - VERY UNLIKELY	22%	18%	28%	12%	41%
UNSURE	3%	2%	3%	2%	4%
WON'T SAY	3%	-	3%	2%	-
MEAN†	3.0	3.2	2.8	3.4	2.3

† THE MEAN SCORE IS DERIVED BY TAKING THE AVERAGE SCORE BASED ON THE 5-POINT SCALE. THE VERY LIKELY RESPONSE IS ASSIGNED A VALUE OF 5; THE VERY UNLIKELY RESPONSE IS ASSIGNED A VALUE OF 1. THE DON'T KNOW/WON'T SAY RESPONSES ARE EXCLUDED FROM THE CALCULATION OF THE MEAN.

As shown above, 36% of legislators say they would be likely to use assigned staff to assist with **attending/participating in public community events**, with just 23% who say they would be *very likely*, though 35% say they would be unlikely (with 22% *very unlikely*) to use assigned staff in this capacity and 24% have *neutral/mixed feelings*.

Two-fifths (40%) of House members and one-third (32%) of Senate members say they would be likely to use assigned staff for attending and participating in public community events. When it comes to party affiliation, nearly half (46%) of Democrats say they would be likely to use assigned staff for attending and participating in public community events; however, just 19% of Republicans say they would be likely to do so. In fact, the majority (60%) of Republicans say they would be unlikely to use assigned staff in this capacity.

“25-30 constituent service requests are being worked out of my office at any given time. Assistance coordinating district meetings, i.e., town hall meetings, other events, would be very helpful.”

LIKELIHOOD OF USING ASSIGNED STAFF FOR: RESPONDING TO CONSTITUENT CONCERNS					
TOTAL SAMPLE (N=78)					
	TOTAL SAMPLE	CHAMBER		PARTY	
		HOUSE	SENATE	DEMOCRAT	REPUBLICAN
5 - VERY LIKELY	49%	56%	41%	64%	22%
4	12%	11%	13%	10%	15%
3	14%	16%	13%	14%	15%
2	9%	7%	13%	4%	19%
1 - VERY UNLIKELY	13%	11%	16%	4%	30%
UNSURE	-	-	-	-	-
WON'T SAY	4%	-	6%	4%	-
MEAN†	3.8	3.9	3.5	4.3	2.8

† THE MEAN SCORE IS DERIVED BY TAKING THE AVERAGE SCORE BASED ON THE 5-POINT SCALE. THE VERY LIKELY RESPONSE IS ASSIGNED A VALUE OF 5; THE VERY UNLIKELY RESPONSE IS ASSIGNED A VALUE OF 1. THE DON'T KNOW/WON'T SAY RESPONSES ARE EXCLUDED FROM THE CALCULATION OF THE MEAN.

Three-fifths (61%) of legislators indicate that they would likely use assigned staff to assist with **responding to constituent concerns**, with half (49%) who say they would be *very likely* to do so. Fourteen percent have mixed feelings, while 22% say they would be unlikely (with 13% *very unlikely*) to use assigned staff for that purpose.

The majority of both House (67%) and Senate (54%) members say they would be likely to use assigned staff for responding to constituent concerns.

Democrats (74%) are twice as likely as Republicans (37%) to be likely to use staff to respond to constituent concerns.

Nearly two-thirds (64%) of those who do not feel the current year-round legislative agencies and offices provide sufficient services for legislators to do their jobs and serve their constituents effectively say they would be *very likely* (a score of five) to use assigned staff to assist with responding to constituent concerns, as are those who would prefer the staffing model in which each legislator has one dedicated staff member assigned to them (66%) and those representing urban areas (59%).

"I'm a one man show with a full-time job. Any help that I can get to address constituent concerns and/or requests would be greatly appreciated."

"There is a constant stream of requests for assistance from constituents that each of us receive, some of which demand a great deal of time and research in order to respond to effectively. Without assistance, I confess I am unable to do as good a job with those requests as I would like to do. It would also be helpful to have an assistant to track down background information and other research that has to be done for legislation we plan to introduce."

"Aren't WE supposed to be representing our constituents? Shouldn't our voters be able to contact US for help, and to try to answer their questions?"

"Covering the needs of constituents and governmental entities in six counties is a challenge and help would be appreciated."

LIKELIHOOD OF USING ASSIGNED STAFF FOR: COLLABORATING WITH DISTRICT CONSTITUENTS, ORGANIZATIONS AND BUSINESSES					
TOTAL SAMPLE (N=78)					
	TOTAL SAMPLE	CHAMBER		PARTY	
		HOUSE	SENATE	DEMOCRAT	REPUBLICAN
5 - VERY LIKELY	33%	40%	25%	44%	15%
4	17%	22%	9%	20%	11%
3	14%	13%	16%	16%	11%
2	14%	9%	22%	6%	30%
1 - VERY UNLIKELY	18%	13%	25%	10%	33%
UNSURE	1%	2%	-	2%	-
WON'T SAY	3%	-	3%	2%	-
MEAN†	3.3	3.7	2.9	3.9	2.4

† THE MEAN SCORE IS DERIVED BY TAKING THE AVERAGE SCORE BASED ON THE 5-POINT SCALE. THE VERY LIKELY RESPONSE IS ASSIGNED A VALUE OF 5; THE VERY UNLIKELY RESPONSE IS ASSIGNED A VALUE OF 1. THE DON'T KNOW/WON'T SAY RESPONSES ARE EXCLUDED FROM THE CALCULATION OF THE MEAN.

Half (50%) of legislators say they would be likely to use assigned staff to assist with **collaborating with district constituents, organizations and businesses**, with one-third who say they would be *very likely* to use assigned staff for that purpose. Fourteen percent have mixed feelings, while 32% say they would be unlikely (including 18% *very unlikely*) to use assigned staff for that purpose.

The majority (62%) of House members say they would be likely to use assigned staff for collaborating with district constituents, organizations and businesses, whereas one-third (34%) of Senate members say they would be likely to do so.

Among Democrats, 64% would be likely to use assigned staff for collaborating with district constituents, organizations and businesses; however, among Republicans, just 26% would be likely to do so, while the majority (63%) would not.

Nearly half (48%) of those who do not feel the current year-round legislative agencies and offices provide sufficient services for legislators to do their jobs and serve their constituents effectively say they would be *very likely* (a score of five) to use assigned staff to assist with collaborating with district constituents, organizations and businesses, as are those who would prefer the staffing model in which each legislator has one dedicated staff member assigned to them (44%).

“As a citizen legislature it is our responsibility to reach out and serve the citizens of the state. Currently representing all or parts of seven counties has given me the privilege of getting to know the people and their needs. That is the personnal [sic] connection and outreach needed.”

LIKELIHOOD OF USING ASSIGNED STAFF FOR: CONDUCTING RESEARCH AND/OR ANALYSIS FOR POTENTIAL LEGISLATION					
TOTAL SAMPLE (N=78)					
	TOTAL SAMPLE	CHAMBER		PARTY	
		HOUSE	SENATE	DEMOCRAT	REPUBLICAN
5 - VERY LIKELY	45%	60%	25%	58%	22%
4	22%	13%	34%	22%	22%
3	10%	9%	13%	10%	11%
2	8%	4%	13%	4%	15%
1 - VERY UNLIKELY	10%	9%	13%	4%	22%
UNSURE	1%	2%	-	-	4%
WON'T SAY	4%	2%	3%	2%	4%
MEAN†	3.9	4.2	3.5	4.3	3.1

† THE MEAN SCORE IS DERIVED BY TAKING THE AVERAGE SCORE BASED ON THE 5-POINT SCALE. THE VERY LIKELY RESPONSE IS ASSIGNED A VALUE OF 5; THE VERY UNLIKELY RESPONSE IS ASSIGNED A VALUE OF 1. THE DON'T KNOW/WON'T SAY RESPONSES ARE EXCLUDED FROM THE CALCULATION OF THE MEAN.

Two-thirds of legislators say they would be likely to use assigned staff to assist with **conducting research and/or analysis for potential legislation**, with 45% who say they would be *very likely*. One-in-ten have mixed feelings, while 18% report they would be unlikely (including 10% *very unlikely*) to use assigned staff for that purpose.

The majority of both House (73%) and Senate (59%) members say they would be likely to use assigned staff for conducting research and/or analysis for potential legislation, as do 8 in 10 Democrats. However, approximately two-fifths (44%) of Republicans say they would be likely to use assigned staff for conducting research and/or analysis for potential legislation, while 37% say they would be unlikely.

The majority (62%) of those who do not feel the current year-round legislative agencies and offices provide sufficient services for legislators to do their jobs and serve their constituents effectively say they would be *very likely* (a score of five) to use assigned staff to assist with conducting research and/or analysis for potential legislation, as are those who would prefer the staffing model in which each legislator has one dedicated staff member assigned to them (59%) and those representing urban areas (62%).

The Legislative branch of government is unequal and not very strong in NM. If Legislators could gain the ability, through staff support, to keep in touch with constituents more reliably and to research the policy issues raised by our constituencies and legislative colleagues, it would make an enormous difference in our effectiveness and responsiveness.

Staff could help me serve my district in a meaningful manner and help me research legislative priorities for my district.

LIKELIHOOD OF USING ASSIGNED STAFF FOR: STAYING INFORMED ABOUT CURRENT EVENTS AND ISSUES IMPACTING THE DISTRICT AND/OR STATE TOTAL SAMPLE (N=78)					
	TOTAL SAMPLE	CHAMBER		PARTY	
		HOUSE	SENATE	DEMOCRAT	REPUBLICAN
5 - VERY LIKELY	42%	53%	28%	56%	19%
4	13%	11%	16%	16%	7%
3	14%	13%	16%	14%	15%
2	8%	9%	6%	-	22%
1 - VERY UNLIKELY	18%	11%	28%	8%	37%
UNSURE	-	-	-	-	-
WON'T SAY	5%	2%	6%	6%	-
MEAN†	3.6	3.9	3.1	4.2	2.5

† THE MEAN SCORE IS DERIVED BY TAKING THE AVERAGE SCORE BASED ON THE 5-POINT SCALE. THE VERY LIKELY RESPONSE IS ASSIGNED A VALUE OF 5; THE VERY UNLIKELY RESPONSE IS ASSIGNED A VALUE OF 1. THE DON'T KNOW/WON'T SAY RESPONSES ARE EXCLUDED FROM THE CALCULATION OF THE MEAN.

The majority (55%) of legislators indicate that they would be likely to use assigned staff to assist with **staying informed about current events and issues impacting the district and/or state**, with 42% who say they would be *very likely* to use assigned staff for that purpose. Fourteen percent have mixed feelings, while one-quarter (26%) say they would be unlikely (including 18% *very unlikely*) to use assigned staff for that purpose.

The majority of House (64%) members say they would be likely to use assigned staff for staying informed about current events and issues impacting the district and/or state, as do 72% Democrats. However, among Senate members, 44% say they would be likely to do so, and among Republicans, just 26% would be likely to use assigned staff for staying informed about current events and issues impacting the district and/or state.

The majority (57%) of those who do not feel the current year-round legislative agencies and offices provide sufficient services for legislators to do their jobs and serve their constituents effectively say they would be *very likely* (a score of five) to use assigned staff to assist with staying informed about current events and issues impacting the district and/or state, as are those who would prefer the staffing model in which each legislator has one dedicated staff member assigned to them (59%).

Our constituents are at the whim of the hours when we are not in an interim meeting or doing full-time paid work. New Mexicans deserve a direct and easy connection to getting information required of state government and their representatives without waiting.

LIKELIHOOD OF USING ASSIGNED STAFF FOR: COLLABORATING WITH COLLEAGUES					
TOTAL SAMPLE (N=78)					
	TOTAL SAMPLE	CHAMBER		PARTY	
		HOUSE	SENATE	DEMOCRAT	REPUBLICAN
5 - VERY LIKELY	13%	20%	3%	16%	7%
4	12%	11%	13%	16%	4%
3	26%	29%	22%	32%	15%
2	15%	11%	22%	14%	19%
1 - VERY UNLIKELY	28%	24%	34%	18%	48%
UNSURE	3%	2%	3%	2%	4%
WON'T SAY	4%	2%	3%	2%	4%
MEAN†	2.6	2.9	2.2	3.0	2.0

† THE MEAN SCORE IS DERIVED BY TAKING THE AVERAGE SCORE BASED ON THE 5-POINT SCALE. THE VERY LIKELY RESPONSE IS ASSIGNED A VALUE OF 5; THE VERY UNLIKELY RESPONSE IS ASSIGNED A VALUE OF 1. THE DON'T KNOW/WON'T SAY RESPONSES ARE EXCLUDED FROM THE CALCULATION OF THE MEAN.

Just 1 in 4 legislators say they would be likely to use assigned staff to assist with **collaborating with colleagues**, with just 13% who say they would be *very likely* to use assigned staff in this capacity. One-quarter (26%) have mixed feelings, while over two-fifths (43%) say they would be unlikely (with 28% *very unlikely*) to use assigned staff in this capacity.

Less than one-third of members from the House (31%) and less than one-fifth of Senate members (16%) say they would be likely to use assigned staff to assist with collaborating with colleagues. Similarly, approximately one-third of Democrats (32%) and just 11% of Republicans say they would be likely to do so.

LIKELIHOOD OF USING ASSIGNED STAFF FOR: ATTENDING INTERIM COMMITTEE HEARINGS (UPDATE MEMBER ON POLICY DEBATE/OUTCOMES) TOTAL SAMPLE (N=78)					
	TOTAL SAMPLE	CHAMBER		PARTY	
		HOUSE	SENATE	DEMOCRAT	REPUBLICAN
5 - VERY LIKELY	22%	29%	13%	26%	15%
4	18%	20%	16%	26%	4%
3	12%	11%	13%	18%	-
2	10%	4%	19%	8%	15%
1 - VERY UNLIKELY	32%	31%	34%	16%	63%
UNSURE	3%	2%	3%	2%	4%
WON'T SAY	4%	2%	3%	4%	-
MEAN†	2.9	3.1	2.5	3.4	1.9

† THE MEAN SCORE IS DERIVED BY TAKING THE AVERAGE SCORE BASED ON THE 5-POINT SCALE. THE VERY LIKELY RESPONSE IS ASSIGNED A VALUE OF 5; THE VERY UNLIKELY RESPONSE IS ASSIGNED A VALUE OF 1. THE DON'T KNOW/WON'T SAY RESPONSES ARE EXCLUDED FROM THE CALCULATION OF THE MEAN.

Two-fifths (40%) of legislators say they would be likely to use assigned staff to assist with **attending interim committee hearings**, with 22% who say they would be *very likely* to use assigned staff for this purpose. Twelve percent have mixed feelings, while approximately two-fifths (42%) say they would be unlikely (with 32% *very unlikely*) to use assigned staff for this purpose.

Half (49%) of House members say they would be likely to use assigned staff for attending interim committee hearings, as do more than half (52%) of Democrats. However, among Senate members, 29% say they would be likely to do so, and among Republicans, just 19% would be likely to use assigned staff for attending interim committee hearings.

Representing a huge rural county as a volunteer isn't possible. We have extensive needs that are challenging to address without staff, while raising 4 kids, attending Interim committees, and working.

As a Committee Chair, during the Session it is very helpful to have a Legislative Assistant. I could accomplish so much more if I had support during the Interim. Even though we get great support as Interim Committee Chairs, there are issues I'm working on and need assistance for scheduling, organizing and other support.

LIKELIHOOD OF USING ASSIGNED STAFF FOR: REVIEWING AND ANALYZING BILL DRAFTS AND AMENDMENT DRAFTS					
TOTAL SAMPLE (N=78)					
	TOTAL SAMPLE	CHAMBER		PARTY	
		HOUSE	SENATE	DEMOCRAT	REPUBLICAN
5 - VERY LIKELY	37%	47%	25%	48%	19%
4	22%	20%	25%	28%	11%
3	13%	13%	13%	12%	15%
2	6%	7%	6%	2%	15%
1 - VERY UNLIKELY	18%	11%	28%	8%	37%
UNSURE	1%	2%	-	-	4%
WON'T SAY	3%	-	3%	2%	-
MEAN†	3.6	3.9	3.1	4.1	2.6

† THE MEAN SCORE IS DERIVED BY TAKING THE AVERAGE SCORE BASED ON THE 5-POINT SCALE. THE VERY LIKELY RESPONSE IS ASSIGNED A VALUE OF 5; THE VERY UNLIKELY RESPONSE IS ASSIGNED A VALUE OF 1. THE DON'T KNOW/WON'T SAY RESPONSES ARE EXCLUDED FROM THE CALCULATION OF THE MEAN.

Six in 10 (59%) legislators say they would use assigned staff to assist with **reviewing and analyzing bill drafts and amendment drafts**, with 37% who say they would be *very likely* to use assigned staff for this purpose. Thirteen percent have mixed feelings, while one-quarter (24%) say they would be unlikely (with 18% *very unlikely*) to use assigned staff for this purpose.

Two-thirds (67%) of House members and half (50%) of Senate members say they would be likely to use assigned staff for reviewing and analyzing bill drafts and amendment drafts, as do the vast majority (76%) of Democrats. However, just 30% of Republicans would be likely to use assigned staff for reviewing and analyzing bill drafts and amendment drafts, while the majority (52%) would be unlikely to do so.

Half (50%) of those who do not feel the current year-round legislative agencies and offices provide sufficient services for legislators to do their jobs and serve their constituents say they would be *very likely* (a score of five) to use assigned staff to assist with reviewing and analyzing bill drafts and amendment drafts.

Further, the majority of those who would prefer the staffing model in which each legislator has one dedicated staff member assigned to them (51%) and those representing urban areas (51%) are more likely than others to say they would say they would be *very likely* (a score of five) to use assigned staff to assist with reviewing and analyzing bill drafts and amendment drafts.

I believe that each Legislator should have a Policy Analyst to assist in research, bill drafting and respond to Constituent Service.

**WHICH TASKS WOULD YOU SPEND THE MOST TIME ON
IF YOU HAD ADDITIONAL TIME?**

TOTAL SAMPLE (N=78)

	TOTAL SAMPLE	CHAMBER		PARTY	
		HOUSE	SENATE	DEMOCRAT	REPUBLICAN
COMMUNITY ENGAGEMENT	58%	64%	50%	56%	63%
POLICY RESEARCH	53%	56%	50%	56%	48%
CONSTITUENT SERVICES	38%	33%	47%	42%	33%
COMMUNICATE/NETWORK WITH LEGISLATIVE COLLEAGUES	14%	18%	9%	18%	7%
ADMINISTRATIVE WORK	12%	13%	9%	10%	15%
ALL OF THE ABOVE	1%	-	3%	2%	-
NONE OF THE ABOVE	1%	-	3%	2%	-
WON'T SAY	4%	-	6%	2%	4%

Legislators were asked which tasks they would spend the most time on if they had additional time to spend on such tasks. As shown above, over half say they would spend more time on **community engagement** (58%) or **policy research** (53%), while nearly two-fifths (38%) say they would spend more time on **constituent services**. Over 1 in 10 say they would spend more time on either **communication/networking with legislative colleagues** (14%) or with **administrative work** (12%).

Notably, House members are more likely to say they would spend more time on community engagement, while Senate members are more likely to say they would spend more time on constituent services.

NUMBER OF ASSIGNED STAFF HOURS NEEDED WEEKLY TO PERFORM YOUR JOB EFFECTIVELY					
TOTAL SAMPLE (N=78)					
	TOTAL SAMPLE	CHAMBER		PARTY	
		HOUSE	SENATE	DEMOCRAT	REPUBLICAN
ZERO HOURS PER WEEK	13%	7%	22%	4%	30%
HALF-TIME STAFF MEMBER (20 HOURS WEEKLY) (.5 FTE FULL TIME EQUIVALENT)	44%	40%	50%	48%	37%
FULL-TIME STAFF MEMBER (40 HOURS WEEKLY) (1 FTE)	27%	36%	16%	30%	22%
FULL-TIME AND PART-TIME STAFF MEMBER (60 HOURS WEEKLY) (1.5 FTE)	3%	4%	-	4%	-
TWO FULL-TIME STAFF MEMBERS (80 HOURS WEEKLY) (2.0 FTE)	6%	7%	6%	10%	-
OTHER RESPONSES (VOLUNTEERED)					
LESS THAN 20 HOURS PER WEEK	3%	4%	-	-	7%
TWO HALF-TIME STAFF MEMBERS	1%	-	3%	-	4%
SHARING A STAFF MEMBER WITH ANOTHER LEGISLATOR	1%	2%	-	2%	-
WON'T SAY	3%	-	3%	2%	-

Legislators were given different options and were asked, assuming legislators were assigned staff, how many staff hours per week (excluding legislative sessions) they feel they would need to perform their job effectively. The plurality (44%) of legislators say they would need **one half-time staff member (20 hours weekly)**, while 27% say they would need **one full-time staff member**. Six percent say they would need **two full-time staff members** and 3% say they would need **one full-time and one part-time staff member**. Notably, 13% do not feel they need any additional staff hours per week.

Across both chambers and political parties, the most frequently selected option is having one half-time staff member. Senate members (22%) are more likely than House members (7%), and Republicans (30%) are much more likely than Democrats (4%), to say they do not feel they need any additional staff hours per week.

PREFERRED WORK LOCATION FOR ASSIGNED LEGISLATIVE STAFF DURING LEGISLATIVE SESSIONS					
TOTAL SAMPLE (N=78)					
	TOTAL SAMPLE	CHAMBER		PARTY	
		HOUSE	SENATE	DEMOCRAT	REPUBLICAN
COME TO THE CAPITOL IF/WHEN NEEDED	36%	40%	31%	48%	15%
REMAIN IN THE DISTRICT	29%	29%	31%	26%	37%
COME TO THE CAPITOL	24%	24%	25%	24%	26%
UNSURE	8%	7%	9%	2%	19%
WON'T SAY	3%	-	3%	-	4%

Legislators were asked if they would prefer that assigned legislative staff remain in the local district to take care of business or come to the capitol in Santa Fe to assist them during legislative sessions. Over one-third (36%) prefer staff to come to the capitol if or when needed, while 29% prefer they remain in the district, and 24% prefer they come to the capitol. Eight percent are unsure.

House members (40%) and Democrats (48%) are more likely to prefer staff come to the capitol if or when needed, while Republicans are more likely to prefer staff remain in the district (37%) or are unsure (19%).

WHO SHOULD BE RESPONSIBLE FOR HIRING THE LEGISLATIVE STAFF?					
TOTAL SAMPLE (N=78)					
	TOTAL SAMPLE	CHAMBER		PARTY	
		HOUSE	SENATE	DEMOCRAT	REPUBLICAN
LEGISLATORS THEMSELVES	79%	84%	75%	84%	74%
LEADERSHIP OFFICES	24%	24%	25%	18%	37%
LCS	15%	16%	16%	20%	7%
CHIEF CLERKS	12%	9%	13%	16%	-
SOMEONE OTHER THAN A LEGISLATOR	1%	2%	-	-	4%
WON'T SAY	3%	-	6%	2%	4%

Legislators were asked who they feel should be responsible for **the hiring of the assigned staff**. The vast majority (79%) feel legislators themselves should be responsible, while one-quarter (24%) say leadership offices should be responsible. Similar percentages say LCS (15%) or chief clerks (12%) should be responsible.

Over 8 in 10 House members (84%) and Democrats (84%) feel legislators themselves should be responsible for the hiring of the assigned staff, while three-quarters of Senate members (75%) and Republicans (74%) say the hiring of the assigned staff should be the responsibility of legislators themselves. Notably, Democrats are more likely than Republicans to prefer LCS (20% and 7%, respectively) or chief clerks (16% and 0%, respectively) take on this responsibility. Republicans are more likely than Democrats to prefer leadership offices take on this responsibility (37% and 18% respectively).

Nearly all (95%) of those who prefer the staffing model in which each legislator has one dedicated staff member assigned to them would prefer legislators themselves be responsible for the hiring of the assigned staff.

It should be noted that legislators were allowed multiple responses, which is why the percentages in the table above exceed 100%.

WHO SHOULD BE RESPONSIBLE FOR THE SUPERVISION AND MANAGERIAL-RELATED TASKS OF THE ASSIGNED STAFF?					
TOTAL SAMPLE (N=78)					
	TOTAL SAMPLE	CHAMBER		PARTY	
		HOUSE	SENATE	DEMOCRAT	REPUBLICAN
LEGISLATORS THEMSELVES	76%	84%	66%	86%	59%
LEADERSHIP OFFICES	29%	33%	25%	20%	48%
CHIEF CLERKS	26%	24%	25%	32%	11%
LCS	22%	20%	25%	24%	19%
SOMEONE OTHER THAN A LEGISLATOR	1%	2%	-	-	4%
WON'T SAY	1%	-	3%	-	4%

Legislators were asked who they feel should be responsible for the **supervision and managerial-related tasks of the assigned staff**. The vast majority (76%) feel legislators themselves should be responsible, while similar percentages say leadership offices (29%), chief clerks (26%) or LCS (22%) should be responsible.

Over 8 in 10 House members (84%) and Democrats (86%) feel legislators themselves should be responsible for the supervision and managerial-related tasks of the assigned staff, while 66% of Senate members and 59% of Republicans say the supervision and managerial-related tasks of the assigned staff should be the responsibility of legislators themselves.

Notably, Democrats are more likely to prefer chief clerks take this responsibility as compared to Republicans (32% and 11%, respectively), while Republicans are more likely than Democrats to prefer leadership offices take on this responsibility (48% and 20% respectively).

It should be noted that legislators were allowed multiple responses, which is why the percentages in the table above exceed 100%.

PREFERRED MODEL FOR STAFFING					
TOTAL SAMPLE (N=78)					
	TOTAL SAMPLE	CHAMBER		PARTY	
		HOUSE	SENATE	DEMOCRAT	REPUBLICAN
INDIVIDUAL STAFF WITH EACH LEGISLATOR HAVING ONE DEDICATED STAFF MEMBER ASSIGNED TO THEM	53%	58%	47%	66%	30%
SHARED STAFF WITH TWO LEGISLATORS SHARING A SINGLE STAFF MEMBER	4%	4%	3%	6%	-
DISTRICT OFFICES WITH 2 TO 4 STAFFERS, SERVING MULTIPLE LEGISLATORS	21%	16%	28%	18%	26%
REGIONAL OFFICES SPANNING MULTIPLE COUNTIES AND MEMBERS (E.G. 2 SENATORS, 5 REPRESENTATIVES)	8%	7%	9%	4%	15%
OTHER RESPONSES (VOLUNTEERED)					
COULD WORK MULTIPLE WAYS	3%	4%	-	2%	4%
DEPENDS ON GEOGRAPHY AND INDIVIDUAL PERSONALITIES	1%	2%	-	2%	-
DEPENDS ON GEOGRAPHY	1%	2%	-	-	4%
ADDITIONAL LEADERSHIP STAFF	1%	-	3%	-	4%
LESS THAN FULL TIME	1%	2%	-	-	4%
STAFF IN SANTA FE ASSIGNED TO MULTIPLE LEGISLATORS	1%	2%	-	-	4%
LEGISLATORS SHOULD HAVE THE OPTION TO CHOOSE AND BE ABLE TO CHANGE THE CHOICE YEARLY OR EVERY 2 YEARS	1%	2%	-	-	4%
WON'T SAY	5%	-	9%	2%	7%

Legislators were given different options and asked which is their preferred staffing model. The majority (53%) prefer **individual staff with each legislator having one dedicated staff member assigned to them**. This option is most preferred by House members (58%) and Democrats (66%).

Just over one-fifth (21%) prefer having **district offices with two to four staffers serving multiple legislators**. This model is most preferred by Senate members (28%) and Republicans (26%).

Eight percent prefer having **regional offices spanning multiple counties and members**, with Republicans (15%) preferring this the most. Finally, just 4% prefer the model in which **a staffer would be shared with two legislators**.

The plurality of Republican members (41%) prefers a district or regional staffing model compared to 22% of Democrats with this preference.

PREFERRED WORK LOCATION FOR AN INDIVIDUAL OR SHARED STAFF MEMBER					
TOTAL SAMPLE (N=78)					
	TOTAL SAMPLE	CHAMBER		PARTY	
		HOUSE	SENATE	DEMOCRAT	REPUBLICAN
WORK BOTH AT HOME AND IN AN OFFICE	53%	60%	44%	68%	26%
WORK IN AN OFFICE SETTING	31%	29%	34%	18%	56%
WORK FROM HOME	14%	11%	19%	14%	15%
WONT' SAY	3%	-	3%	-	4%

Legislators were asked if they had an individual or shared staff member, would they prefer that the staff member work both at home and in an office, work in an office setting, or work from home. Over half (53%) prefer a hybrid model with staff working **both at home and in an office**, while 3 in 10 (31%) prefer staff **work in an office setting**. Fourteen percent prefer staff to **work from home**.

House members (60%) and Democrats (68%) are more likely to prefer the hybrid model. Senate members are somewhat mixed, as 44% prefer the hybrid model, 34% prefer staff work in an office setting and 19% prefer a work-from-home model. Among Republicans, the majority (56%) prefer staff work in an office setting, while one-quarter (26%) prefer the hybrid model and 15% prefer staff work from home.

SHOULD SHARED STAFF OFFICES REMAIN OPEN DURING NORMAL BUSINESS HOURS?					
IF THERE WERE SHARED OFFICES WITH MULTIPLE STAFFERS					
TOTAL SAMPLE (N=78)					
	TOTAL SAMPLE	CHAMBER		PARTY	
		HOUSE	SENATE	DEMOCRAT	REPUBLICAN
YES	40%	44%	34%	36%	48%
NO	19%	16%	25%	16%	26%
DEPENDS	36%	38%	34%	44%	22%
WONT' SAY	5%	2%	6%	4%	4%

Legislators were asked if there were shared offices with multiple staffers, do they think it would be necessary for **offices to remain open during normal business hours**. Two-fifths (40%) say offices should remain open during normal business hours, while 19% say offices should not and 36% say it depends.

Between approximately one-third and one-half of House (44%), Senate (34%), Democrat (36%) and Republican (48%) members think it would be necessary for offices to remain open during normal business hours.

SHOULD A RECEPTIONIST/OFFICE ASSISTANT BE HIRED TO STAFF THE OFFICE?					
IF THERE WERE SHARED OFFICES WITH MULTIPLE STAFFERS					
TOTAL SAMPLE (N=78)					
	TOTAL SAMPLE	CHAMBER		PARTY	
		HOUSE	SENATE	DEMOCRAT	REPUBLICAN
YES	27%	27%	28%	30%	22%
NO	41%	40%	44%	30%	63%
DEPENDS	27%	31%	22%	36%	11%
WONT' SAY	5%	2%	6%	4%	4%

Legislators were asked if there were shared offices with multiple staffers, do they think it would be necessary for offices to have a **receptionist or office assistant hired to staff the office**. A little over one-quarter (27%) say a shared office should have a receptionist or office assistant hired to staff the office, while 41% say it should not and 27% say it depends. Between approximately one-fifth and one-third House (27%), Senate (28%), Democrat (30%) and Republican (22%) members think it would be necessary for offices to have a receptionist or office assistant hired to staff the office.

SHOULD OFFICES HAVE A MID-SIZED MEETING ROOM FOR STAFF AND LEGISLATORS TO MEET WITH THE PUBLIC? IF THERE WERE SHARED OFFICES WITH MULTIPLE STAFFERS TOTAL SAMPLE (N=78)					
	TOTAL SAMPLE	CHAMBER		PARTY	
		HOUSE	SENATE	DEMOCRAT	REPUBLICAN
YES	54%	58%	50%	64%	37%
NO	27%	20%	38%	16%	48%
DEPENDS	14%	20%	6%	16%	11%
WONT' SAY	5%	2%	6%	4%	4%

Legislators were asked if there were shared offices with multiple staffers, do they think it would be necessary for offices to have a **mid-sized meeting room for staff and legislators to meet with the public**. Over half (54%) say offices should have a mid-sized meeting room for staff and legislators to meet with the public, while 27% say they should not and 14% say it depends.

The majority of House (58%), Senate (50%) and Democrat (64%) members think it would be necessary for offices to have a mid-sized meeting room for staff and legislators to meet with the public. Among Republicans, 37% think this would be necessary.

SHOULD EACH LEGISLATOR HAVE A SEPARATE OFFICE?					
IF THERE WERE SHARED OFFICES WITH MULTIPLE STAFFERS					
TOTAL SAMPLE (N=78)					
	TOTAL SAMPLE	CHAMBER		PARTY	
		HOUSE	SENATE	DEMOCRAT	REPUBLICAN
YES	41%	49%	31%	42%	41%
NO	37%	29%	50%	32%	48%
DEPENDS	18%	20%	16%	24%	7%
WONT' SAY	4%	2%	3%	2%	4%

Legislators were asked if they think it would be necessary for offices to have **separate offices for each legislator** if there were shared offices with multiple staffers. Just over two-fifths (41%) say each legislator should have a separate office, while 37% say this is not necessary and 18% say it depends. Almost half (49%) of the House members and 31% of Senate members say separate offices are necessary. Results are similar across party lines, as 42% of Democrats and 41% of Republicans say separate offices are necessary.

Fifty-nine percent of those who prefer the staffing model in which each legislator has one dedicated staff member assigned to them would prefer each legislator to have a separate office.

IS IT FEASIBLE FOR A STATE HOUSE MEMBER AND A STATE SENATOR WITH OVERLAPPING DISTRICTS TO SHARE STAFF MEMBERS?					
TOTAL SAMPLE (N=78)					
	TOTAL SAMPLE	CHAMBER		PARTY	
		HOUSE	SENATE	DEMOCRAT	REPUBLICAN
YES	63%	64%	63%	62%	67%
NO	35%	36%	34%	38%	30%
WONT' SAY	3%	-	3%	-	4%

Nearly two-thirds (63%) of legislators think it is feasible for a House member and a Senator with overlapping districts to **share a staff member**. Results are very similar across both chambers and across party lines. Among those who prefer a hybrid work model for staffers, 76% say it is feasible for a House member and a Senator with overlapping districts to share a staff member.

CAN SHARED OFFICE STAFF PROVIDE SERVICES TO MEMBERS OF DIFFERENT PARTIES?					
TOTAL SAMPLE (N=78)					
	TOTAL SAMPLE	CHAMBER		PARTY	
		HOUSE	SENATE	DEMOCRAT	REPUBLICAN
YES	19%	13%	28%	22%	15%
NO	79%	87%	69%	78%	81%
WONT' SAY	1%	-	3%	-	4%

Relatively few legislators (19%) believe shared office staff can provide services to members from different parties, although a slightly higher percentage (28%) of Senate members think this is possible. Few House (13%), Democrat (22%) or Republican (15%) members see this as feasible.

DATA TABLES

RESEARCH
& POLLING
INC



SUPPORT/OPOSE THE CONCEPT OF THE LEGISLATURE ADDING ASSIGNED STAFF TO ASSIST INDIVIDUAL LEGISLATORS IN THEIR DUTIES

QUESTION 1: GENERALLY, DO YOU SUPPORT OR OPOSE THE CONCEPT OF THE LEGISLATURE ADDING ASSIGNED STAFF TO ASSIST INDIVIDUAL LEGISLATORS IN THEIR DUTIES?

	TOTAL SAMPLE (N=78)	YEARS OF SERVICE				DISTRICT			CHAMBER		PARTY		EMPLOYMENT STATUS		
		LESS THAN 5 YEARS	5 TO 10 YEARS	11 TO 19 YEARS	20 OR MORE YEARS	URBAN AREA	SMALL TOWN/CITY	RURAL AREA	HOUSE	SENATE	DEMOCRAT	REPUBLICAN	FULL-TIME	PART-TIME	RETIRED
5 - STRONGLY SUPPORT	62%	82%	57%	47%	45%	84%	33%	48%	73%	47%	82%	26%	60%	63%	59%
4	8%	-	10%	24%	-	8%	7%	8%	2%	16%	6%	11%	5%	13%	14%
3	6%	-	14%	6%	9%	-	7%	16%	7%	6%	6%	7%	8%	-	5%
2	5%	7%	5%	-	9%	3%	13%	4%	7%	3%	2%	11%	5%	13%	5%
1 - STRONGLY OPOSE	17%	7%	14%	24%	36%	5%	40%	20%	9%	28%	4%	41%	18%	13%	18%
UNSURE	3%	4%	-	-	-	-	-	4%	2%	-	-	4%	5%	-	-
MEAN	3.9	4.5	3.9	3.7	3.1	4.6	2.8	3.6	4.3	3.5	4.6	2.7	3.9	4.0	3.9
MEDIAN	4.7	4.9	4.6	4.4	3.0	4.9	2.3	4.5	4.8	4.3	4.9	2.2	4.7	4.7	4.7

† THE MEAN SCORE IS DERIVED BY TAKING THE AVERAGE SCORE BASED ON THE 5-POINT SCALE. THE STRONGLY SUPPORT RESPONSE IS ASSIGNED A VALUE OF 5; THE STRONGLY OPOSE RESPONSE IS ASSIGNED A VALUE OF 1. THE DON'T KNOW/WON'T SAY RESPONSES ARE EXCLUDED FROM THE CALCULATION OF THE MEAN.

REASONS FOR FEELING THIS WAY

VERBATIM RESPONSES

QUESTION 2: WHY DO YOU FEEL THIS WAY? (IN RESPONSE TO SUPPORTING OR OPPOSING THE CONCEPT OF THE LEGISLATURE ADDING ASSIGNED STAFF TO ASSIST INDIVIDUAL LEGISLATORS IN THEIR DUTIES.)

25-30 constituent service requests are being worked out of my office at any given time. Assistance coordinating district meetings, i.e., town hall meetings, other events, would be very helpful.

A few reasons: 1) Our constituent issues tend to be more complex and require intense follow up, because they typically involve another branch of government, or local governments. 2) I can't be in multiple places at once, and having a staffer allows for someone to attend a conference or meeting and get information while I am meeting with someone else. 3) Our unpaid structure means that I must work full-time and can't attend many of the events, meetings, and seminars that I would like to. 4) Having staff means that someone can answer the phone or respond quickly to email, when I may be doing those things late at night or on the weekends. 5) I would like to be pro-active in working with constituents and not just responding to incoming inquiries, having a staff person would allow for that.

Allows Legislators to respond to constituent needs.

Aren't WE supposed to be representing our constituents? Shouldn't our voters be able to contact US for help, and to try to answer their questions?

As a citizen legislature it is our responsibility to reach out and serve the citizens of the state. Currently representing all or parts of seven counties has given me the privilege of getting to know the people and their needs. That is the personal connection and outreach needed.

As a Committee Chair, during the session it is very helpful to have a Legislative Assistant. I could accomplish so much more if I had support during the interim. Even though we get great support as Interim Committee Chairs, there are issues I'm working on and need assistance with scheduling, organizing and other support.

As a freshman Legislator we need support.

As an unpaid member of the legislature, I must work a full-time job. It is very challenging to TIMELY check phone calls, messages, emails, and texts sent by constituents and other interested individuals; it is also very difficult to research and respond to these inquiries -- and invitations to attend community meetings. It would be helpful to have someone to assist me in these efforts.

Because I need help.

Being in leadership with full-time staff the last seven years has been game changing for my constituents and for me. Before having staff, I did all constituent work myself. While the Chief Clerk's Office was an option, I felt it was easier and more effective to do constituent work myself.

Creation of policy requires research and stakeholder communication. Staff can assist with both.

Each district is unique in size and population. My community deserves to have one on one support from staff who can help assist in their needs. New Mexico needs staff who can help Legislators outline their vision more clearly to ensure our legislation aligns with our stated goals most effectively because the staffer would be able to identify with the Legislator more effectively. Finally, Legislators need help scheduling and holding together the multiplying duties. Modern technology means that we are constantly connected and constantly able to resolve issues and the staff would help us do that best.

For the following reasons: 1. Additional staff (if needed) could be added to respective leadership offices to alleviate any "need". 2. The methods being proposed, such as individual regional assistants, would create an inherent conflict with the operation of political campaigns thus creating unanticipated conflicts and ethical issues.

Having more consistent support staff would make me a more efficient Legislator.

Not having to spend as much time on the administration aspect gives us more time to focus on improving policy.

Having staff to assist individual Legislators will help improve our responses to constituents, help with scheduling and help with research as Legislators work to present the most effective, evidence-based legislation. Each Legislator is responsible for at least 41,000 constituents in their districts. It is difficult for one Legislator to effectively respond to constituents without adequate administrative help.

I believe that each Legislator should have a policy analyst to assist in research, bill drafting and respond to constituent service.

I don't want it to be weaponized, campaigning.

I feel they need to be regional and shared with houses.

I feel they will be used as part of the campaign more so than used for constituents.

I find being a state representative is essentially a full-time job. Attending meetings, responding, and keeping up with happenings in my district and community, researching issues and ultimately identifying and preparing legislation to sponsor and to be up to date on legislation others are sponsoring are time-consuming activities. Thankfully, we are provided staff through the House Clerk's Office to respond to constituent inquiries. Having staff to help with all the other work I do as a Legislator would be incredibly helpful.

I have a full-time job and need to make sure that I have the ability to meet the needs of my constituents. Many times, I need research and background information to be able to make decisions.

REASONS FOR FEELING THIS WAY (CONTINUED)

VERBATIM RESPONSES

QUESTION 2: WHY DO YOU FEEL THIS WAY?

I have witnessed Legislators using staff for non-legislative purposes such as caucus marketing and fundraising. I believe paid staff will quickly become campaign staff and I do not believe state taxpayer dollars should be used in this manner.

I represent a rural district the size of Massachusetts, sometimes there are very important meetings held at the same time in different parts of District [XX]. I live in [town] and for me to drive to [town] is about a 2 1/2-hour drive. When I get there, I try to schedule two meetings and then head back, so it's an 8-hour day. Sometimes there are simultaneous meetings in different parts of my district, both important with legislative repercussions and I'm simply not able to make it. Staff could help me serve my district in a meaningful manner and help me research legislative priorities for my district.

I think that our Legislators could be more effective if they had a small team assigned to them to handle phone calls, emails, working with council service, the clerk's office, attending events, etc.

I think we could add a couple of staff within our party offices and in that manner they would be fully utilized. I think they will become political staff very quickly if they are not closely supervised.

I use constituent services at Senate Chief Clerk and Legislative Council, or I call department secretary directly.

I work full-time and I'm a single parent and it is really difficult for me to spend the time I think needs to be spent to properly serve my constituents with those competing demands.

I would be more effective with assistance.

If we want the legislature to be seen as a professional organization then individual Legislators need staff to assist with our responsibilities.

I'm a one man show with a full-time job. Any help that I can get to address constituent concerns and/or requests would be greatly appreciated.

It is impossible to do all the constituent services, meetings, maintaining a calendar, scheduling, emails and so much more.

It is unclear to me what the job description would include, and we have many Legislators who have never managed government employees.

It is very difficult as a volunteer representative to fulfill the needs and questions of constituents.

It would free Legislators to spend more time attending to more urgent and important duties such as dealing with constituent duties, studying issues, attending meetings etc. Constituents are always surprised when I answer the phone.

It would help Legislators follow-up and complete more tasks. Be more responsive to constituents.

It's almost impossible to respond to New Mexicans' requests for assistance from our home.

It's been my experience that there is not enough daily activity to keep a legislative assistant busy and find it likely that these positions would evolve into paid re-election campaign employees.

Legislators are often overwhelmed with information and constituent requests. Budgeting for staff would greatly help to alleviate this burden.

Legislators do not have enough work for a full-time staff. We already have Council Service that will do research and write bills. We already have staff in the Chief Clerk's Office for constituent services. Many questions about who would be responsible for hiring, evaluating, monitoring their work?

Legislators need help to research issues, coordinate different stakeholders, and assist their constituents.

Many of us have one or two full-time jobs so a staff person would be amazing to better serve my community.

None of us are experts in all areas and having staff help us do research as well as help with constituent needs is not only good for us but also for our constituents. I believe not having staff hurts our state because we are not able to understand or address our issues in a timely manner.

Our communities are currently experiencing both opportunities and challenges that one lone Legislator cannot handle. Our entire district deserves to be well represented, and by having additional staff person(s) assisting us, we can support communities better, as well as local governments.

Our constituents are at the whim of the hours when we are not in an interim meeting or doing full-time paid work. New Mexicans deserve a direct and easy connection to getting information required of state government and their representatives without waiting.

Our workload varies significantly across the state with some districts having greater constituent needs than others. I think our current staff does a commendable job addressing issues, but a staffer that is familiar with a district could function better than generic staff. I don't think every Legislator could justify an assigned staff person, but a staffer assigned or living in a region serving several Legislators in the area would be very useful.

Representing a huge rural county as a volunteer isn't possible. We have extensive needs that are challenging to address without staff, while raising 4 kids, attending interim committees, and working.

Serving in the legislature is a full-time job. I routinely need assistance scheduling meetings, responding to emails, setting up discussions with stakeholders, researching policy, etc.

REASONS FOR FEELING THIS WAY (CONTINUED)

VERBATIM RESPONSES

QUESTION 2: WHY DO YOU FEEL THIS WAY?

Sometimes we are pulled in several directions, over book appointments, etc., etc.

They assist in keeping us aligned.

Staff will help me serve my constituents better (full-time availability) and help me be more effective as a Legislator (research, problem solving, bill drafting).

Staff will turn into full-time political operatives who will act like campaign staff paid for by the taxpayers.

That's a remarkably vague question. The answer substantially depends on the parameters.

The current staff gets my constituents' requests adequately processed and my bills drafted promptly. I was elected to this position knowing it would not include a salary nor would it include full-time staff. Therefore, I fulfill the responsibilities of my office, including attending to constituent needs, in a timely and efficient manner.

The huge legislative workload without adequate staffing levels makes it very hard to provide the public service support needed to address constituent concerns.

The issues facing the state and local communities are much more complex than 20 years ago. Trying to keep up with reading, answering questions via email or phone, doing the needed research on questions posed, attending local and/or legislative interim meetings and taking care of personal business and family truly makes this elected office a full-time job. Having an assigned staff person would truly help with timeliness of responses and staying organized.

The Legislative branch of government is unequal and not very strong in NM. If Legislators could gain the ability, through staff support, to keep in touch with constituents more reliably and to research the policy issues raised by our constituencies and legislative colleagues, it would make an enormous difference in our effectiveness and responsiveness.

The size of each district and the communities in each district are different. It could be that you need staff in several of the communities instead of just one where the Legislator lives. How do you plan to address that?

Then we don't need to be in the office.

There are numerous issues throughout the term that need support including but not limited to constituent needs, community needs, proposed bills, and committee research.

There is a constant stream of requests for assistance from constituents that each of us receive, some of which demand a great deal of time and research in order to respond to effectively. Without assistance, I confess I am unable to do as good a

job with those requests as I would like to do. It would also be helpful to have an assistant to track down background information and other research that has to be done for legislation we plan to introduce.

There is not enough to do outside of the session and the caucus staff can handle any constituent needs. It will be greatly abused and will be used for reelections. There is so much work to do in so many areas of the work that we do. I have a full-time job in addition to my legislative duties. I would like to be able to dig deeper into some of the areas that I am concerned about and that impact my community.

Too general of a question. We can use some staff but don't think we all need personal staff. Maybe one full-time for three or four Legislators.

Try here are a lot of duties that staff could help with.

We do need staff to support our constituents and their issues. With that said, we do not need more staff. I have access to Legislative Council, my Republican House Office staff, and then I have contacts for each secretary of divisions of NM government. I cannot name an issue that was not resolved by the current staff. We get a volume of calls that we can't keep up with. Having a job, a lot of things fall through the cracks.

We have a citizen legislature, and we currently have adequate staff that meets our needs. Adding more government on the backs of taxpayers is not the direction that I wish to pursue. Staff assigned to assist individual Legislators will be used to advance the reelection of the Legislator and will not significantly increase the ability of Legislators to carry out their constitutional duties.

We have adequate staff with LCS and the Clerk's Office. They take care of our needs.

We have staff. Both chambers have a Chief Clerk, with staff. One of the jobs of the Chief Clerk is to deal with constituents' issues. The caucuses in both Chambers have staff. These staff deal with constituents and can-do issue research. Further, the caucus staff keeps the entire caucus informed on relevant issues. All Legislators have access to LCS, LFC, and LESC. Between these committees, we have access to all the laws of all the states, all the research done into any issue in the last several decades. Additionally, we have contact information for people that know anything. What could personal staff add to this? I suspect the personal staff will be used for campaigns, thus a serious misuse of taxpayer money.

We need support to serve the community in a more efficient manner.

REASONS FOR FEELING THIS WAY (CONTINUED)

VERBATIM RESPONSES

QUESTION 2: WHY DO YOU FEEL THIS WAY?

We pass legislation mostly on emotion and not data or facts. We lack these because we don't have staff for either Legislators or committees when not in session. With all the deep and serious problems NM faces, this is unconscionable and not fiduciary. This is especially true for Heath that makes up 130% of the state budget. We also need staff to help attend the multiplying community meetings, so we are better informed to make complex decisions. We are still culturally in the 19th century legislatively. And NM ranks at the bottom of almost everything

that should be good. The phrase, "Doing the same thing over and over and expecting different results is the definition of insanity." NM rankings and results reflect this.

When Legislators are not in session, it is difficult for constituents to have their concerns addressed. This, because of having an all-volunteer legislature, leaves our communities and people in need without a timely response to their concerns or questions. Not having staff is a disservice to the state and the residents.

DO CURRENT YEAR-ROUND LEGISLATIVE AGENCIES AND OFFICES PROVIDE SUFFICIENT SERVICES FOR LEGISLATORS?

QUESTION 3: DO YOU FEEL THE CURRENT YEAR-ROUND LEGISLATIVE AGENCIES AND OFFICES PROVIDE SUFFICIENT SERVICES FOR LEGISLATORS TO DO THEIR JOBS AND SERVE THEIR CONSTITUENTS EFFECTIVELY?

	TOTAL SAMPLE (N=78)	YEARS OF SERVICE				DISTRICT			CHAMBER		PARTY		EMPLOYMENT STATUS		
		LESS THAN 5 YEARS	5 TO 10 YEARS	11 TO 19 YEARS	20 OR MORE YEARS	URBAN AREA	SMALL TOWN/ CITY	RURAL AREA	HOUSE	SENATE	DEMOCRAT	REPUBLICAN	FULL- TIME	PART- TIME	RETIRED
YES	37%	29%	43%	35%	55%	11%	80%	52%	38%	38%	18%	74%	40%	38%	41%
NO	54%	54%	48%	65%	45%	76%	20%	40%	47%	63%	72%	19%	50%	63%	59%
UNSURE	8%	18%	5%	-	-	11%	-	8%	13%	-	8%	7%	10%	-	-
WON'T SAY	1%	-	5%	-	-	3%	-	-	2%	-	2%	-	-	-	-

NUMBER OF HOURS PER WEEK SPENT ON: ADMINISTRATIVE WORK (WRITING/READING EMAILS/SCHEDULING MEETINGS)

QUESTION 4.1: ON AVERAGE, IN YOUR CAPACITY AS A LEGISLATOR, HOW MANY HOURS PER WEEK DO YOU SPEND ON THE FOLLOWING ACTIVITIES? **ADMINISTRATIVE WORK (WRITING/READING EMAILS/SCHEDULING MEETINGS)**

	TOTAL SAMPLE (N=78)	YEARS OF SERVICE				DISTRICT			CHAMBER		PARTY		EMPLOYMENT STATUS		
		LESS THAN 5 YEARS	5 TO 10 YEARS	11 TO 19 YEARS	20 OR MORE YEARS	URBAN AREA	SMALL TOWN/CITY	RURAL AREA	HOUSE	SENATE	DEMOCRAT	REPUBLICAN	FULL-TIME	PART-TIME	RETIRED
0-3 HOURS	23%	25%	19%	29%	18%	27%	27%	16%	18%	31%	20%	30%	28%	25%	23%
4-6 HOURS	27%	11%	33%	41%	36%	27%	27%	28%	24%	31%	24%	33%	23%	38%	36%
7-10 HOURS	21%	29%	19%	12%	18%	19%	33%	16%	27%	13%	22%	19%	25%	13%	14%
11-20 HOURS	19%	29%	19%	6%	18%	24%	13%	16%	27%	9%	24%	11%	15%	13%	23%
MORE THAN 20 HOURS	8%	7%	10%	6%	9%	3%	-	20%	4%	13%	8%	7%	5%	13%	5%
WON'T SAY	3%	-	-	6%	-	-	-	4%	-	3%	2%	-	5%	-	-
MEAN AVERAGE HOURS	9.8	11.1	9.5	7.2	10.8	8.8	6.3	13.6	9.6	10	10.7	8.2	8.4	10.3	9.0
MEDIAN AVERAGE HOURS	6	10	6	4	6	5	5	7	7	4	7	5	5	6	5

NUMBER OF HOURS PER WEEK SPENT ON: ATTENDING/PARTICIPATING IN PUBLIC COMMUNITY EVENTS

QUESTION 4.2: ON AVERAGE, IN YOUR CAPACITY AS A LEGISLATOR, HOW MANY HOURS PER WEEK DO YOU SPEND ON THE FOLLOWING ACTIVITIES? **ATTENDING/PARTICIPATING IN PUBLIC COMMUNITY EVENTS**

	TOTAL SAMPLE (N=78)	YEARS OF SERVICE				DISTRICT			CHAMBER		PARTY		EMPLOYMENT STATUS		
		LESS THAN 5 YEARS	5 TO 10 YEARS	11 TO 19 YEARS	20 OR MORE YEARS	URBAN AREA	SMALL TOWN/CITY	RURAL AREA	HOUSE	SENATE	DEMOCRAT	REPUBLICAN	FULL-TIME	PART-TIME	RETIRED
0-3 HOURS	35%	21%	33%	59%	36%	35%	53%	24%	24%	50%	30%	44%	30%	63%	45%
4-6 HOURS	26%	29%	19%	29%	27%	24%	27%	28%	27%	25%	24%	30%	25%	25%	32%
7-10 HOURS	27%	46%	24%	6%	18%	30%	20%	28%	36%	16%	30%	22%	35%	13%	9%
11-20 HOURS	4%	-	5%	-	18%	8%	-	-	4%	3%	6%	-	-	-	9%
MORE THAN 20 HOURS	6%	4%	19%	-	-	3%	-	16%	9%	3%	8%	4%	5%	-	5%
WON'T SAY	3%	-	-	6%	-	-	-	4%	-	3%	2%	-	5%	-	-
MEAN AVERAGE HOURS	7.4	7.6	10.5	3.3	7.3	6.9	4.1	10.3	8.7	5.6	8.6	5.3	7.1	3.3	6.1
MEDIAN AVERAGE HOURS	5	7	6	3	4	5	3	5	6	3	6	4	6	2	4

NUMBER OF HOURS PER WEEK SPENT ON: RESPONDING TO CONSTITUENT CONCERNS

QUESTION 4.3: ON AVERAGE, IN YOUR CAPACITY AS A LEGISLATOR, HOW MANY HOURS PER WEEK DO YOU SPEND ON THE FOLLOWING ACTIVITIES? **RESPONDING TO CONSTITUENT CONCERNS**

	TOTAL SAMPLE (N=78)	YEARS OF SERVICE				DISTRICT			CHAMBER		PARTY		EMPLOYMENT STATUS		
		LESS THAN 5 YEARS	5 TO 10 YEARS	11 TO 19 YEARS	20 OR MORE YEARS	URBAN AREA	SMALL TOWN/CITY	RURAL AREA	HOUSE	SENATE	DEMOCRAT	REPUBLICAN	FULL-TIME	PART-TIME	RETIRED
0-3 HOURS	42%	36%	43%	53%	45%	49%	53%	28%	38%	50%	38%	52%	48%	50%	41%
4-6 HOURS	32%	39%	24%	41%	18%	32%	33%	32%	33%	31%	34%	30%	35%	25%	32%
7-10 HOURS	12%	18%	14%	-	9%	14%	13%	8%	16%	6%	12%	11%	8%	25%	9%
11-20 HOURS	6%	4%	10%	-	18%	3%	-	16%	9%	3%	6%	7%	3%	-	9%
MORE THAN 20 HOURS	5%	4%	10%	-	9%	3%	-	12%	4%	6%	8%	-	3%	-	9%
WON'T SAY	3%	-	-	6%	-	-	-	4%	-	3%	2%	-	5%	-	-
MEAN AVERAGE HOURS	6.5	6.4	8.1	2.8	9.4	5.3	3.6	10.3	6.9	6.0	7.7	4.4	4.6	4.5	8.1
MEDIAN AVERAGE HOURS	4	5	4	3	4	4	3	5	5	3	5	3	4	3	4

NUMBER OF HOURS PER WEEK SPENT ON: COLLABORATING WITH DISTRICT CONSTITUENTS, ORGANIZATIONS AND BUSINESSES

QUESTION 4.4: ON AVERAGE, IN YOUR CAPACITY AS A LEGISLATOR, HOW MANY HOURS PER WEEK DO YOU SPEND ON THE FOLLOWING ACTIVITIES? **COLLABORATING WITH DISTRICT CONSTITUENTS, ORGANIZATIONS AND BUSINESSES**

	TOTAL SAMPLE (N=78)	YEARS OF SERVICE				DISTRICT			CHAMBER		PARTY		EMPLOYMENT STATUS		
		LESS THAN 5 YEARS	5 TO 10 YEARS	11 TO 19 YEARS	20 OR MORE YEARS	URBAN AREA	SMALL TOWN/CITY	RURAL AREA	HOUSE	SENATE	DEMOCRAT	REPUBLICAN	FULL-TIME	PART-TIME	RETIRED
0-3 HOURS	46%	43%	38%	65%	45%	49%	53%	40%	40%	56%	38%	63%	50%	50%	55%
4-6 HOURS	23%	25%	24%	18%	27%	19%	40%	20%	27%	19%	24%	22%	25%	25%	23%
7-10 HOURS	18%	29%	14%	12%	9%	24%	7%	16%	20%	16%	22%	11%	13%	25%	14%
11-20 HOURS	6%	-	19%	-	9%	5%	-	12%	11%	-	8%	4%	8%	-	-
MORE THAN 20 HOURS	4%	4%	5%	-	9%	3%	-	8%	2%	6%	6%	-	-	-	9%
WON'T SAY	3%	-	-	6%	-	-	-	4%	-	3%	2%	-	5%	-	-
MEAN AVERAGE HOURS	6.1	5.7	8.0	2.9	8.2	5.9	3.2	8.3	6.5	5.6	7.4	3.7	4.6	4.1	6.1
MEDIAN AVERAGE HOURS	4	5	4	2	5	4	3	5	5	3	5	2	3	4	3

NUMBER OF HOURS PER WEEK SPENT ON: CONDUCTING RESEARCH AND/OR ANALYSIS FOR POTENTIAL LEGISLATION

QUESTION 4.5: ON AVERAGE, IN YOUR CAPACITY AS A LEGISLATOR, HOW MANY HOURS PER WEEK DO YOU SPEND ON THE FOLLOWING ACTIVITIES? **CONDUCTING RESEARCH AND/OR ANALYSIS FOR POTENTIAL LEGISLATION**

	TOTAL SAMPLE (N=78)	YEARS OF SERVICE				DISTRICT			CHAMBER		PARTY		EMPLOYMENT STATUS		
		LESS THAN 5 YEARS	5 TO 10 YEARS	11 TO 19 YEARS	20 OR MORE YEARS	URBAN AREA	SMALL TOWN/CITY	RURAL AREA	HOUSE	SENATE	DEMOCRAT	REPUBLICAN	FULL-TIME	PART-TIME	RETIRED
0-3 HOURS	55%	43%	57%	76%	55%	54%	87%	40%	53%	59%	44%	78%	63%	63%	55%
4-6 HOURS	19%	25%	14%	18%	18%	16%	7%	32%	18%	22%	22%	15%	18%	25%	27%
7-10 HOURS	10%	14%	14%	-	9%	14%	7%	8%	16%	3%	16%	-	10%	13%	5%
11-20 HOURS	8%	11%	10%	-	9%	8%	-	12%	11%	3%	8%	7%	5%	-	5%
MORE THAN 20 HOURS	5%	7%	5%	-	9%	8%	-	4%	2%	9%	8%	-	-	-	9%
WON'T SAY	3%	-	-	6%	-	-	-	4%	-	3%	2%	-	5%	-	-
MEAN AVERAGE HOURS	5.8	7.4	5.8	2.2	7.3	6.6	2.4	6.7	5.9	5.6	7.3	3.1	3.8	3.5	6.0
MEDIAN AVERAGE HOURS	3	5	3	2	3	3	2	4	3	2	4	2	3	3	3

NUMBER OF HOURS PER WEEK SPENT ON: STAYING INFORMED ABOUT CURRENT EVENTS & ISSUES IMPACTING THE DISTRICT AND/OR STATE

QUESTION 4.6: ON AVERAGE, IN YOUR CAPACITY AS A LEGISLATOR, HOW MANY HOURS PER WEEK DO YOU SPEND ON THE FOLLOWING ACTIVITIES? **STAYING INFORMED ABOUT CURRENT EVENTS & ISSUES IMPACTING THE DISTRICT AND/OR STATE**

	TOTAL SAMPLE (N=78)	YEARS OF SERVICE				DISTRICT			CHAMBER		PARTY		EMPLOYMENT STATUS		
		LESS THAN 5 YEARS	5 TO 10 YEARS	11 TO 19 YEARS	20 OR MORE YEARS	URBAN AREA	SMALL TOWN/CITY	RURAL AREA	HOUSE	SENATE	DEMOCRAT	REPUBLICAN	FULL-TIME	PART-TIME	RETIRED
0-3 HOURS	38%	32%	38%	59%	27%	46%	47%	24%	38%	41%	36%	44%	43%	63%	32%
4-6 HOURS	23%	29%	24%	24%	9%	22%	27%	24%	22%	25%	22%	26%	20%	13%	41%
7-10 HOURS	24%	29%	24%	6%	45%	24%	27%	24%	27%	22%	26%	22%	20%	25%	18%
11-20 HOURS	5%	7%	5%	6%	-	3%	-	12%	7%	3%	4%	7%	8%	-	5%
MORE THAN 20 HOURS	6%	4%	10%	-	18%	5%	-	12%	7%	6%	10%	-	5%	-	5%
WON'T SAY	3%	-	-	6%	-	-	-	4%	-	3%	2%	-	5%	-	-
MEAN AVERAGE HOURS	7.1	7.2	7.3	4.1	10.8	6.2	4.6	10.1	7.1	7.1	8.1	5.4	6.6	4.4	6.5
MEDIAN AVERAGE HOURS	5	6	5	3	8	4	4	7	5	4	5	4	4	3	5

NUMBER OF HOURS PER WEEK SPENT ON: COLLABORATING WITH COLLEAGUES

QUESTION 4.7: ON AVERAGE, IN YOUR CAPACITY AS A LEGISLATOR, HOW MANY HOURS PER WEEK DO YOU SPEND ON THE FOLLOWING ACTIVITIES? **COLLABORATING WITH COLLEAGUES**

	TOTAL SAMPLE (N=78)	YEARS OF SERVICE				DISTRICT			CHAMBER		PARTY		EMPLOYMENT STATUS		
		LESS THAN 5 YEARS	5 TO 10 YEARS	11 TO 19 YEARS	20 OR MORE YEARS	URBAN AREA	SMALL TOWN/CITY	RURAL AREA	HOUSE	SENATE	DEMOCRAT	REPUBLICAN	FULL-TIME	PART-TIME	RETIRED
0-3 HOURS	55%	46%	48%	82%	55%	49%	73%	56%	47%	69%	42%	81%	60%	63%	59%
4-6 HOURS	24%	36%	24%	6%	27%	32%	13%	20%	29%	19%	30%	15%	23%	25%	27%
7-10 HOURS	13%	14%	24%	6%	-	14%	13%	12%	20%	3%	20%	-	13%	13%	9%
11-20 HOURS	1%	-	5%	-	-	-	-	4%	2%	-	-	4%	-	-	-
MORE THAN 20 HOURS	4%	4%	-	-	18%	5%	-	4%	2%	6%	6%	-	-	-	5%
WON'T SAY	3%	-	-	6%	-	-	-	4%	-	3%	2%	-	5%	-	-
MEAN AVERAGE HOURS	4.7	4.9	4.5	2.2	8.4	5.0	2.8	5.5	4.8	4.6	5.9	2.6	3.1	3.0	4.9
MEDIAN AVERAGE HOURS	3	4	4	2	3	4	2	3	4	2	4	2	2	2	3

NUMBER OF HOURS PER WEEK SPENT ON: ATTENDING INTERIM COMMITTEE HEARINGS

QUESTION 4.8: ON AVERAGE, IN YOUR CAPACITY AS A LEGISLATOR, HOW MANY HOURS PER WEEK DO YOU SPEND ON THE FOLLOWING ACTIVITIES? **ATTENDING INTERIM COMMITTEE HEARINGS**

	TOTAL SAMPLE (N=78)	YEARS OF SERVICE				DISTRICT			CHAMBER		PARTY		EMPLOYMENT STATUS		
		LESS THAN 5 YEARS	5 TO 10 YEARS	11 TO 19 YEARS	20 OR MORE YEARS	URBAN AREA	SMALL TOWN/CITY	RURAL AREA	HOUSE	SENATE	DEMOCRAT	REPUBLICAN	FULL-TIME	PART-TIME	RETIRED
0-3 HOURS	13%	11%	14%	6%	27%	16%	20%	4%	13%	13%	12%	15%	15%	-	18%
4-6 HOURS	13%	18%	10%	6%	18%	14%	13%	12%	11%	16%	12%	15%	18%	13%	9%
7-10 HOURS	27%	29%	29%	35%	9%	19%	40%	32%	29%	25%	22%	37%	35%	63%	5%
11-20 HOURS	24%	21%	10%	47%	27%	30%	20%	20%	24%	25%	24%	26%	13%	25%	41%
MORE THAN 20 HOURS	21%	21%	38%	-	18%	22%	7%	28%	22%	19%	28%	7%	15%	-	27%
WON'T SAY	3%	-	-	6%	-	-	-	4%	-	3%	2%	-	5%	-	-
MEAN AVERAGE HOURS	13.8	13.8	16.7	11.5	11.8	13.5	9.8	16.9	13.9	13.7	15.3	11.1	11.7	11.0	15.5
MEDIAN AVERAGE HOURS	10	10	10	11	10	12	8	13	10	10	14	8	8	10	16

NUMBER OF HOURS PER WEEK SPENT ON: REVIEWING AND ANALYZING BILL DRAFTS AND AMENDMENT DRAFTS

QUESTION 4.9: ON AVERAGE, IN YOUR CAPACITY AS A LEGISLATOR, HOW MANY HOURS PER WEEK DO YOU SPEND ON THE FOLLOWING ACTIVITIES? **REVIEWING AND ANALYZING BILL DRAFTS AND AMENDMENT DRAFTS**

	TOTAL SAMPLE (N=78)	YEARS OF SERVICE				DISTRICT			CHAMBER		PARTY		EMPLOYMENT STATUS		
		LESS THAN 5 YEARS	5 TO 10 YEARS	11 TO 19 YEARS	20 OR MORE YEARS	URBAN AREA	SMALL TOWN/CITY	RURAL AREA	HOUSE	SENATE	DEMOCRAT	REPUBLICAN	FULL-TIME	PART-TIME	RETIRED
0-3 HOURS	60%	54%	67%	71%	55%	62%	80%	48%	58%	66%	52%	78%	65%	88%	59%
4-6 HOURS	27%	36%	19%	24%	27%	24%	20%	36%	31%	22%	30%	22%	23%	13%	27%
7-10 HOURS	3%	4%	5%	-	-	3%	-	4%	4%	-	4%	-	5%	-	-
11-20 HOURS	3%	4%	5%	-	-	5%	-	-	4%	-	4%	-	-	-	9%
MORE THAN 20 HOURS	5%	4%	5%	-	18%	5%	-	8%	2%	9%	8%	-	3%	-	5%
WON'T SAY	3%	-	-	6%	-	-	-	4%	-	3%	2%	-	5%	-	-
MEAN AVERAGE HOURS	4.6	4.8	5.1	2.0	6.7	4.7	1.8	6.1	4.0	5.4	6.0	1.9	3.4	1.8	5.2
MEDIAN AVERAGE HOURS	2	2	2	2	2	2	1	4	2	2	2	1	1	2	2

NUMBER OF HOURS PER WEEK SPENT ON OTHER ACTIVITIES

VERBATIM

QUESTION 4: ON AVERAGE, IN YOUR CAPACITY AS A LEGISLATOR, HOW MANY HOURS PER WEEK DO YOU SPEND ON OTHER ACTIVITIES?

A few hours a day just talking to constituents.

Additional duties as a Legislator are sporadic, but this sheet did not include traveling to and from committee hearings. Due to my living in rural New Mexico, it takes at least two to four full days per week to travel across the state for committees. The number reflected above for attending interim committees is exclusively the time I spend in committee hearings, not accounting for travel and preparation work before or after the committee.

Addressing increased constituent needs, returning phone calls, reading emails, responding to emails, responding to texts, reading & responding to regular postal mail, scheduling meetings, attending community constituent meetings & preparation for the meetings then follow up on the meetings, also driving to the meetings. This workload happens simultaneously all without adequate staff. We need staff to adequately address constituent needs in order that the public is adequately served.

Answering questions, mentoring youth, town halls twice a year, meetings on Lead/Coal and other city projects once a month. Accepting awards occasionally. Answering questions from the media about the bills we sponsor is yet another activity. I would say on average I spend about 3 -4 hours a month, but it varies widely, during Session it is VERY heavy and during the summer it is lighter and once bills start getting drafted and filled it goes up dramatically.

Assisting NGO's with Grant Applications - 5 hrs. Local politics - 5 hrs.

Conferences or summits – 5 hrs.

Guest speaker at conferences (2 hours per week).

I am frequently asked to review other people's legislation to help them anticipate issues likely to arise in the Senate Judiciary Committee. That probably averages out to about three hours a week.

I am not including research when attending a legislative meeting (during the meeting time).

I participate in national meetings that require time and commitment, Energy Council, NCSL [National Conference of State Legislatures] and CSG [Council of State Governments]. On a weekly basis it is very limited however throughout the year at least 80 hours. I also work closely with tribal leadership at the chapter and Navajo Council level due to the makeup of the district at least 10 hours a month. I also participate in regional and local training and seminars that affect the area.

I spend time in public talking to people. If I wasn't a Senator, I would still do it.

I think this question odd since we it is combined with session issues and interim issues.

I want to point out that a lot of these hours overlap, and I have a team supporting me as well which I pay out of my campaign money. In addition to all of these

things, I also ensure that I also spend time advertising my public events and promoting things on social media. Marketing has increased significantly.

I wish I had more time to spend on a lot of these areas (and more) but it's just impossible without staff.

Influencing issues and legislation with executive, financial and community leaders, other Legislators, talking with national and association leaders - 6 hours. There is a lot of overlap in these but average in about 30 hours a week. We also all take some family time, business work/consulting, and vacation.

It's difficult for me to gauge the amount of hours because they are already minimized to what is needed. I have four jobs.

It's difficult to set times for these activities. If I attend an interim meeting in [town], it's a 7-hour drive from my home and then usually a two-or three-day meeting and then a drive home. If I have a free week without interim meetings, I would say that I spend about 25 hours a week on constituent services and meetings. Reading newspapers, reports, and email about an hour a day. This includes the weekends when most public events take place. I frequently attend community events and constantly set up meetings with local governments; the mileage alone can be anywhere from 1,000 to 1,500 miles a month. That is not paid for by the legislature. I have to raise campaign money to cover these expenses. Campaign funds should be devoted to campaigns, not for fulfilling legislative services.

Many leadership issues require extensive time each week.

Many weeks I have no engagement with state issues, some weeks it becomes substantial. Very fluid. I have been appointed to the Energy Council Executive Board and the Uniform Law Commission and those two items also require substantial time on a periodic basis. None of this can be done by a hired staffer.

Media interviews average 2 hrs. per week including preparation.

Most hours submitted overlap depending on constituent demands.

Most of these would not change with staff. I would still need to attend committee meetings, collaborate with colleagues, constituents, organizations and businesses, review and analyze bill drafts. None of those would be done by a staff person.

Many of the questions you ask overlap in time spent. I might spend 3-4 hours per week on purely legislative business outside of session.

Reconciling schedules to meet with constituents, agency heads and others who are not constituents - 10 hrs. Commuting to meetings - 16 hrs.

Some of the categories overlap in the above listing. Drafting op-eds and replies to One Click/special policy emails--2 hours buying supplies, refreshments and drafting sign in sheets, materials for town halls, events--3 hours.

DRAFT

NUMBER OF HOURS PER WEEK SPENT ON OTHER ACTIVITIES (CONTINUED)

VERBATIM

QUESTION 4: ON AVERAGE, IN YOUR CAPACITY AS A LEGISLATOR, HOW MANY HOURS PER WEEK DO YOU SPEND ON OTHER ACTIVITIES?

These activities encompass a wide range of responsibilities. I've estimated the time I currently spend. But, to do this job more effectively, I should be doing much more time than this. And, when I was practicing law full time, I spent even less time than I recorded here, which was extremely difficult.

These estimates vary widely by week. There are some weeks where I am spending 5 days at interim meetings including travel and other weeks where there may not be any interim meeting, but I spend more time on policy work.

This is another s****y question. It varies substantially by week and by matter.

Overall, I believe I spend half of my work hours on the Legislature.

Travel to conferences put on by NCSL and CSG.

Travel within district and state.

Traveling to committee meetings, to events or meetings in my district, traveling to events in Santa Fe/ABQ, approx. 10 hrs. per week

Travel-to meetings, Committees, events 10 hrs.

Visiting schools, attending county commission meetings, participating in zoom meetings, helping 4-H & FFA members.

**PERCENTAGE OF LEGISLATIVE WORK CONDUCTED OUTSIDE OF TRADITIONAL
WORK HOURS DURING THE INTERIM PERIOD**

QUESTION 5: DURING THE INTERIM PERIOD, ON AVERAGE, WHAT PERCENTAGE OF YOUR LEGISLATIVE WORK, IF ANY, IS CONDUCTED OUTSIDE OF TRADITIONAL WORK HOURS (8 A.M. TO 5 P.M.)? _____%

	TOTAL SAMPLE (N=78)	YEARS OF SERVICE				DISTRICT			CHAMBER		PARTY		EMPLOYMENT STATUS		
		LESS THAN 5 YEARS	5 TO 10 YEARS	11 TO 19 YEARS	20 OR MORE YEARS	URBAN AREA	SMALL TOWN/ CITY	RURAL AREA	HOUSE	SENATE	DEMOCRAT	REPUBLICAN	FULL- TIME	PART- TIME	RETIRED
0%-9%	17%	11%	14%	29%	18%	5%	27%	28%	13%	22%	14%	22%	13%	13%	18%
10%-19%	15%	21%	14%	6%	18%	16%	33%	4%	18%	13%	12%	22%	15%	-	23%
20%-29%	22%	14%	33%	18%	18%	22%	7%	28%	22%	19%	26%	11%	20%	13%	27%
30%-49%	10%	7%	5%	12%	27%	11%	13%	8%	9%	13%	10%	11%	8%	13%	14%
50% OR MORE	21%	32%	19%	12%	9%	30%	20%	8%	27%	13%	22%	19%	33%	13%	5%
DON'T KNOW/WON'T SAY	15%	14%	14%	24%	9%	16%	-	24%	11%	22%	16%	15%	13%	50%	14%
MEAN	28.8%	35.8%	25.3%	25.8%	22.9%	38.5%	20.5%	20.0%	31.7%	24.5%	30.3	26.3%	35.7%	27.5%	20.3%
MEDIAN	20%	23%	23%	20%	23%	25%	10%	20%	25%	20%	25%	15%	25%	30%	20%

BUSIEST MONTH(S) FOR LEGISLATORS

EXCLUDING LEGISLATIVE SESSIONS

QUESTION 6: AS A LEGISLATOR, ARE THERE CERTAIN MONTHS (EXCLUDING MONTHS WITH LEGISLATIVE SESSIONS) WHEN YOU ARE BUSIEST?

	TOTAL SAMPLE (N=78)	YEARS OF SERVICE				DISTRICT			CHAMBER		ARTY		EMPLOYMENT STATUS		
		LESS THAN 5 YEARS	5 TO 10 YEARS	11 TO 19 YEARS	20 OR MORE YEARS	URBAN AREA	SMALL TOWN/CITY	RURAL AREA	HOUSE	SENATE	DEMOCRAT	REPUBLICAN	FULL-TIME	PART-TIME	RETIRED
MARCH (SHORT SESSION ONLY)	3%	4%	5%	-	-	3%	-	4%	2%	3%	4%	-	5%	-	-
APRIL	1%	-	-	-	9%	-	7%	-	-	3%	-	4%	3%	-	-
MAY	5%	7%	10%	-	-	5%	-	8%	7%	3%	6%	4%	3%	-	5%
JUNE	10%	7%	14%	-	27%	8%	13%	12%	16%	3%	10%	11%	10%	-	9%
JULY	22%	29%	24%	18%	9%	22%	20%	24%	29%	13%	16%	33%	25%	25%	14%
AUGUST	33%	43%	33%	29%	18%	41%	20%	32%	40%	25%	34%	33%	33%	38%	36%
SEPTEMBER	40%	39%	48%	41%	27%	49%	40%	28%	47%	31%	42%	37%	33%	50%	50%
OCTOBER	36%	36%	38%	41%	27%	43%	33%	28%	38%	34%	40%	30%	30%	38%	50%
NOVEMBER	27%	18%	24%	35%	45%	27%	33%	24%	18%	41%	26%	30%	28%	25%	32%
DECEMBER	19%	11%	14%	35%	27%	22%	27%	12%	9%	34%	14%	30%	25%	13%	18%
NO, EACH MONTH HAS A SIMILAR WORKLOAD	29%	36%	29%	24%	27%	24%	27%	40%	31%	28%	32%	26%	30%	38%	23%
WON'T SAY	3%	-	-	-	9%	-	7%	-	-	3%	2%	-	3%	-	5%

LIKELIHOOD OF USING ASSIGNED STAFF FOR: ADMINISTRATIVE WORK

QUESTION 7: ASSUMING YOU HAD ACCESS TO ASSIGNED STAFF TO ASSIST YOU WITH YOUR LEGISLATIVE DUTIES AND ACTIVITIES, HOW LIKELY WOULD YOU BE TO USE THEM FOR THE FOLLOWING: **ADMINISTRATIVE WORK (WRITING/READING EMAILS, SCHEDULING MEETINGS)?**

	TOTAL SAMPLE (N=78)	YEARS OF SERVICE				DISTRICT			CHAMBER		PARTY		EMPLOYMENT STATUS		
		LESS THAN 5 YEARS	5 TO 10 YEARS	11 TO 19 YEARS	20 OR MORE YEARS	URBAN AREA	SMALL TOWN/CITY	RURAL AREA	HOUSE	SENATE	DEMOCRAT	REPUBLICAN	FULL-TIME	PART-TIME	RETIRED
5 - VERY LIKELY	62%	82%	62%	53%	27%	78%	40%	52%	69%	53%	76%	37%	63%	75%	55%
4	8%	-	10%	12%	18%	3%	13%	12%	7%	9%	8%	7%	5%	-	14%
3	4%	4%	10%	-	-	3%	-	8%	4%	3%	4%	4%	3%	-	5%
2	9%	4%	10%	12%	18%	5%	20%	8%	9%	9%	6%	15%	15%	-	5%
1 - VERY UNLIKELY	14%	11%	10%	18%	27%	8%	20%	20%	11%	19%	4%	33%	13%	25%	14%
UNSURE	1%	-	-	6%	-	3%	-	-	-	3%	-	4%	-	-	5%
WON'T SAY	3%	-	-	-	9%	-	7%	-	-	3%	2%	-	3%	-	5%
MEAN	4.0	4.4	4.0	3.8	3.0	4.4	3.4	3.7	4.1	3.7	4.5	3.0	3.9	4.0	4.0

† THE MEAN SCORE IS DERIVED BY TAKING THE AVERAGE SCORE BASED ON THE 5-POINT SCALE. THE VERY LIKELY RESPONSE IS ASSIGNED A VALUE OF 5; THE VERY UNLIKELY RESPONSE IS ASSIGNED A VALUE OF 1. THE DON'T KNOW/WON'T SAY RESPONSES ARE EXCLUDED FROM THE CALCULATION OF THE MEAN.

LIKELIHOOD OF USING ASSIGNED STAFF FOR: ATTENDING/PARTICIPATING IN PUBLIC COMMUNITY EVENTS

QUESTION 8: ASSUMING YOU HAD ACCESS TO ASSIGNED STAFF TO ASSIST YOU WITH YOUR LEGISLATIVE DUTIES AND ACTIVITIES, HOW LIKELY WOULD YOU BE TO USE THEM FOR THE FOLLOWING: **ATTENDING/PARTICIPATING IN PUBLIC COMMUNITY EVENTS?**

	TOTAL SAMPLE (N=78)	YEARS OF SERVICE				DISTRICT			CHAMBER		PARTY		EMPLOYMENT STATUS		
		LESS THAN 5 YEARS	5 TO 10 YEARS	11 TO 19 YEARS	20 OR MORE YEARS	URBAN AREA	SMALL TOWN/CITY	RURAL AREA	HOUSE	SENATE	DEMOCRAT	REPUBLICAN	FULL-TIME	PART-TIME	RETIRED
5 - VERY LIKELY	23%	36%	24%	12%	9%	30%	20%	16%	29%	16%	26%	19%	28%	25%	14%
4	13%	7%	14%	18%	18%	14%	7%	16%	11%	16%	20%	-	8%	13%	23%
3	24%	32%	19%	29%	9%	27%	20%	24%	27%	22%	28%	19%	18%	13%	36%
2	13%	14%	14%	12%	9%	14%	7%	16%	13%	13%	10%	19%	18%	13%	9%
1 - VERY UNLIKELY	22%	11%	29%	24%	36%	16%	33%	24%	18%	28%	12%	41%	23%	38%	14%
UNSURE	3%	-	-	6%	9%	-	7%	4%	2%	3%	2%	4%	5%	-	-
WON'T SAY	3%	-	-	-	9%	-	7%	-	-	3%	2%	-	3%	-	5%
MEAN	3.0	3.4	2.9	2.8	2.4	3.3	2.7	2.8	3.2	2.8	3.4	2.3	3.0	2.8	3.1

† THE MEAN SCORE IS DERIVED BY TAKING THE AVERAGE SCORE BASED ON THE 5-POINT SCALE. THE VERY LIKELY RESPONSE IS ASSIGNED A VALUE OF 5; THE VERY UNLIKELY RESPONSE IS ASSIGNED A VALUE OF 1. THE DON'T KNOW/WON'T SAY RESPONSES ARE EXCLUDED FROM THE CALCULATION OF THE MEAN.

LIKELIHOOD OF USING ASSIGNED STAFF FOR: RESPONDING TO CONSTITUENT CONCERNS

QUESTION 9: ASSUMING YOU HAD ACCESS TO ASSIGNED STAFF TO ASSIST YOU WITH YOUR LEGISLATIVE DUTIES AND ACTIVITIES, HOW LIKELY WOULD YOU BE TO USE THEM FOR THE FOLLOWING: **RESPONDING TO CONSTITUENT CONCERNS?**

	TOTAL SAMPLE (N=78)	YEARS OF SERVICE				DISTRICT			CHAMBER		PARTY		EMPLOYMENT STATUS		
		LESS THAN 5 YEARS	5 TO 10 YEARS	11 TO 19 YEARS	20 OR MORE YEARS	URBAN AREA	SMALL TOWN/CITY	RURAL AREA	HOUSE	SENATE	DEMOCRAT	REPUBLICAN	FULL-TIME	PART-TIME	RETIRED
5 - VERY LIKELY	49%	64%	57%	29%	27%	59%	33%	44%	56%	41%	64%	22%	48%	63%	45%
4	12%	7%	10%	24%	9%	8%	20%	12%	11%	13%	10%	15%	13%	13%	14%
3	14%	11%	19%	24%	-	19%	-	16%	16%	13%	14%	15%	15%	-	14%
2	9%	7%	5%	12%	18%	5%	13%	12%	7%	13%	4%	19%	8%	13%	14%
1 - VERY UNLIKELY	13%	11%	10%	12%	27%	5%	27%	16%	11%	16%	4%	30%	15%	13%	9%
UNSURE	-	-	-	-	-	-	-	-	-	-	-	-	-	-	-
WON'T SAY	4%	-	-	-	18%	3%	7%	-	-	6%	4%	-	3%	-	5%
MEAN	3.8	4.1	4.0	3.5	2.9	4.1	3.2	3.6	3.9	3.5	4.3	2.8	3.7	4.0	3.8

† THE MEAN SCORE IS DERIVED BY TAKING THE AVERAGE SCORE BASED ON THE 5-POINT SCALE. THE VERY LIKELY RESPONSE IS ASSIGNED A VALUE OF 5; THE VERY UNLIKELY RESPONSE IS ASSIGNED A VALUE OF 1. THE DON'T KNOW/WON'T SAY RESPONSES ARE EXCLUDED FROM THE CALCULATION OF THE MEAN.

LIKELIHOOD OF USING ASSIGNED STAFF FOR: COLLABORATING WITH DISTRICT CONSTITUENTS, ORGANIZATIONS AND BUSINESSES

QUESTION 10: ASSUMING YOU HAD ACCESS TO ASSIGNED STAFF TO ASSIST YOU WITH YOUR LEGISLATIVE DUTIES AND ACTIVITIES, HOW LIKELY WOULD YOU BE TO USE THEM FOR THE FOLLOWING: **COLLABORATING WITH DISTRICT CONSTITUENTS, ORGANIZATIONS AND BUSINESSES?**

	TOTAL SAMPLE (N=78)	YEARS OF SERVICE				DISTRICT			CHAMBER		PARTY		EMPLOYMENT STATUS		
		LESS THAN 5 YEARS	5 TO 10 YEARS	11 TO 19 YEARS	20 OR MORE YEARS	URBAN AREA	SMALL TOWN/CITY	RURAL AREA	HOUSE	SENATE	DEMOCRAT	REPUBLICAN	FULL-TIME	PART-TIME	RETIRED
5 - VERY LIKELY	33%	39%	48%	18%	18%	41%	20%	32%	40%	25%	44%	15%	38%	50%	23%
4	17%	21%	14%	18%	9%	22%	13%	12%	22%	9%	20%	11%	10%	25%	23%
3	14%	18%	10%	18%	9%	16%	13%	12%	13%	16%	16%	11%	15%	-	14%
2	14%	14%	10%	24%	9%	8%	33%	12%	9%	22%	6%	30%	18%	-	18%
1 - VERY UNLIKELY	18%	7%	19%	24%	36%	14%	13%	28%	13%	25%	10%	33%	15%	25%	18%
UNSURE	1%	-	-	-	9%	-	-	4%	2%	-	2%	-	3%	-	-
WON'T SAY	3%	-	-	-	9%	-	7%	-	-	3%	2%	-	3%	-	5%
MEAN	3.3	3.7	3.6	2.8	2.6	3.7	2.9	3.1	3.7	2.9	3.9	2.4	3.4	3.8	3.1

† THE MEAN SCORE IS DERIVED BY TAKING THE AVERAGE SCORE BASED ON THE 5-POINT SCALE. THE VERY LIKELY RESPONSE IS ASSIGNED A VALUE OF 5; THE VERY UNLIKELY RESPONSE IS ASSIGNED A VALUE OF 1. THE DON'T KNOW/WON'T SAY RESPONSES ARE EXCLUDED FROM THE CALCULATION OF THE MEAN.

LIKELIHOOD OF USING ASSIGNED STAFF FOR: CONDUCTING RESEARCH AND/OR ANALYSIS FOR POTENTIAL LEGISLATION

QUESTION 11: ASSUMING YOU HAD ACCESS TO ASSIGNED STAFF TO ASSIST YOU WITH YOUR LEGISLATIVE DUTIES AND ACTIVITIES, HOW LIKELY WOULD YOU BE TO USE THEM FOR THE FOLLOWING: **CONDUCTING RESEARCH AND/OR ANALYSIS FOR POTENTIAL LEGISLATION?**

	TOTAL SAMPLE (N=78)	YEARS OF SERVICE				DISTRICT			CHAMBER		PARTY		EMPLOYMENT STATUS		
		LESS THAN 5 YEARS	5 TO 10 YEARS	11 TO 19 YEARS	20 OR MORE YEARS	URBAN AREA	SMALL TOWN/CITY	RURAL AREA	HOUSE	SENATE	DEMOCRAT	REPUBLICAN	FULL-TIME	PART-TIME	RETIRED
5 - VERY LIKELY	45%	64%	43%	24%	36%	62%	33%	28%	60%	25%	58%	22%	45%	50%	36%
4	22%	11%	29%	35%	18%	24%	20%	20%	13%	34%	22%	22%	13%	13%	41%
3	10%	11%	10%	18%	-	5%	-	24%	9%	13%	10%	11%	13%	25%	5%
2	8%	4%	5%	12%	18%	-	13%	16%	4%	13%	4%	15%	10%	-	9%
1 - VERY UNLIKELY	10%	7%	14%	12%	9%	8%	13%	12%	9%	13%	4%	22%	13%	13%	5%
UNSURE	1%	-	-	-	9%	-	7%	-	2%	-	-	4%	3%	-	-
WON'T SAY	4%	4%	-	-	9%	-	13%	-	2%	3%	2%	4%	5%	-	5%
MEAN	3.9	4.3	3.8	3.5	3.7	4.3	3.6	3.4	4.2	3.5	4.3	3.1	3.7	3.9	4.0

† THE MEAN SCORE IS DERIVED BY TAKING THE AVERAGE SCORE BASED ON THE 5-POINT SCALE. THE VERY LIKELY RESPONSE IS ASSIGNED A VALUE OF 5; THE VERY UNLIKELY RESPONSE IS ASSIGNED A VALUE OF 1. THE DON'T KNOW/WON'T SAY RESPONSES ARE EXCLUDED FROM THE CALCULATION OF THE MEAN.

LIKELIHOOD OF USING ASSIGNED STAFF FOR: STAYING INFORMED ABOUT CURRENT EVENTS AND ISSUES IMPACTING THE DISTRICT AND/OR STATE

QUESTION 12: ASSUMING YOU HAD ACCESS TO ASSIGNED STAFF TO ASSIST YOU WITH YOUR LEGISLATIVE DUTIES AND ACTIVITIES, HOW LIKELY WOULD YOU BE TO USE THEM FOR THE FOLLOWING: **STAYING INFORMED ABOUT CURRENT EVENTS AND ISSUES IMPACTING THE DISTRICT AND/OR STATE?**

	TOTAL SAMPLE (N=78)	YEARS OF SERVICE				DISTRICT			CHAMBER		PARTY		EMPLOYMENT STATUS		
		LESS THAN 5 YEARS	5 TO 10 YEARS	11 TO 19 YEARS	20 OR MORE YEARS	URBAN AREA	SMALL TOWN/CITY	RURAL AREA	HOUSE	SENATE	DEMOCRAT	REPUBLICAN	FULL-TIME	PART-TIME	RETIRED
5 - VERY LIKELY	42%	50%	52%	24%	36%	49%	33%	40%	53%	28%	56%	19%	43%	63%	41%
4	13%	14%	5%	24%	9%	22%	7%	4%	11%	16%	16%	7%	10%	-	14%
3	14%	18%	19%	12%	-	14%	7%	20%	13%	16%	14%	15%	13%	-	18%
2	8%	7%	10%	12%	-	3%	27%	4%	9%	6%	-	22%	13%	13%	-
1 - VERY UNLIKELY	18%	11%	10%	24%	45%	14%	20%	24%	11%	28%	8%	37%	15%	25%	23%
UNSURE	-	-	-	-	-	-	-	-	-	-	-	-	-	-	-
WON'T SAY	5%	-	5%	6%	9%	-	7%	8%	2%	6%	6%	-	8%	-	5%
MEAN	3.6	3.9	3.9	3.1	2.9	3.9	3.1	3.3	3.9	3.1	4.2	2.5	3.6	3.6	3.5

† THE MEAN SCORE IS DERIVED BY TAKING THE AVERAGE SCORE BASED ON THE 5-POINT SCALE. THE VERY LIKELY RESPONSE IS ASSIGNED A VALUE OF 5; THE VERY UNLIKELY RESPONSE IS ASSIGNED A VALUE OF 1. THE DON'T KNOW/WON'T SAY RESPONSES ARE EXCLUDED FROM THE CALCULATION OF THE MEAN.

LIKELIHOOD OF USING ASSIGNED STAFF FOR: COLLABORATING WITH COLLEAGUES

QUESTION 13: ASSUMING YOU HAD ACCESS TO ASSIGNED STAFF TO ASSIST YOU WITH YOUR LEGISLATIVE DUTIES AND ACTIVITIES, HOW LIKELY WOULD YOU BE TO USE THEM FOR THE FOLLOWING: **COLLABORATING WITH COLLEAGUES?**

	TOTAL SAMPLE (N=78)	YEARS OF SERVICE				DISTRICT			CHAMBER		PARTY		EMPLOYMENT STATUS		
		LESS THAN 5 YEARS	5 TO 10 YEARS	11 TO 19 YEARS	20 OR MORE YEARS	URBAN AREA	SMALL TOWN/CITY	RURAL AREA	HOUSE	SENATE	DEMOCRAT	REPUBLICAN	FULL-TIME	PART-TIME	RETIRED
5 - VERY LIKELY	13%	11%	19%	6%	18%	11%	20%	12%	20%	3%	16%	7%	15%	13%	9%
4	12%	21%	5%	12%	-	16%	7%	8%	11%	13%	16%	4%	15%	-	9%
3	26%	29%	29%	24%	18%	24%	7%	40%	29%	22%	32%	15%	20%	25%	32%
2	15%	14%	10%	29%	9%	19%	27%	4%	11%	22%	14%	19%	15%	13%	18%
1 - VERY UNLIKELY	28%	18%	33%	29%	45%	27%	27%	32%	24%	34%	18%	48%	28%	50%	23%
UNSURE	3%	4%	5%	-	-	3%	-	4%	2%	3%	2%	4%	3%	-	5%
WON'T SAY	4%	4%	-	-	9%	-	13%	-	2%	3%	2%	4%	5%	-	5%
MEAN	2.6	2.9	2.7	2.4	2.3	2.6	2.6	2.6	2.9	2.2	3.0	2.0	2.7	2.1	2.6

† THE MEAN SCORE IS DERIVED BY TAKING THE AVERAGE SCORE BASED ON THE 5-POINT SCALE. THE VERY LIKELY RESPONSE IS ASSIGNED A VALUE OF 5; THE VERY UNLIKELY RESPONSE IS ASSIGNED A VALUE OF 1. THE DON'T KNOW/WON'T SAY RESPONSES ARE EXCLUDED FROM THE CALCULATION OF THE MEAN.

LIKELIHOOD OF USING ASSIGNED STAFF FOR: ATTENDING INTERIM COMMITTEE HEARINGS (UPDATE MEMBER ON POLICY DEBATE/OUTCOMES)

QUESTION 14: ASSUMING YOU HAD ACCESS TO ASSIGNED STAFF TO ASSIST YOU WITH YOUR LEGISLATIVE DUTIES AND ACTIVITIES, HOW LIKELY WOULD YOU BE TO USE THEM FOR THE FOLLOWING: **ATTENDING INTERIM COMMITTEE HEARINGS (UPDATE MEMBER ON POLICY DEBATE/OUTCOMES)?**

	TOTAL SAMPLE (N=78)	YEARS OF SERVICE				DISTRICT			CHAMBER		PARTY		EMPLOYMENT STATUS		
		LESS THAN 5 YEARS	5 TO 10 YEARS	11 TO 19 YEARS	20 OR MORE YEARS	URBAN AREA	SMALL TOWN/CITY	RURAL AREA	HOUSE	SENATE	DEMOCRAT	REPUBLICAN	FULL-TIME	PART-TIME	RETIRED
5 - VERY LIKELY	22%	29%	29%	6%	18%	27%	20%	16%	29%	13%	26%	15%	28%	13%	18%
4	18%	32%	10%	6%	18%	24%	-	20%	20%	16%	26%	4%	15%	13%	23%
3	12%	7%	10%	24%	9%	14%	7%	12%	11%	13%	18%	-	8%	13%	23%
2	10%	11%	-	24%	9%	11%	27%	-	4%	19%	8%	15%	8%	13%	9%
1 - VERY UNLIKELY	32%	21%	48%	29%	36%	19%	40%	48%	31%	34%	16%	63%	38%	50%	18%
UNSURE	3%	-	5%	6%	-	5%	-	-	2%	3%	2%	4%	-	-	5%
WON'T SAY	4%	-	-	6%	9%	-	7%	4%	2%	3%	4%	-	5%	-	5%
MEAN	2.9	3.4	2.7	2.3	2.7	3.3	2.3	2.5	3.1	2.5	3.4	1.9	2.9	2.3	3.2

† THE MEAN SCORE IS DERIVED BY TAKING THE AVERAGE SCORE BASED ON THE 5-POINT SCALE. THE VERY LIKELY RESPONSE IS ASSIGNED A VALUE OF 5; THE VERY UNLIKELY RESPONSE IS ASSIGNED A VALUE OF 1. THE DON'T KNOW/WON'T SAY RESPONSES ARE EXCLUDED FROM THE CALCULATION OF THE MEAN.

LIKELIHOOD OF USING ASSIGNED STAFF FOR: REVIEWING AND ANALYZING BILL DRAFTS AND AMENDMENT DRAFTS

QUESTION 15: ASSUMING YOU HAD ACCESS TO ASSIGNED STAFF TO ASSIST YOU WITH YOUR LEGISLATIVE DUTIES AND ACTIVITIES, HOW LIKELY WOULD YOU BE TO USE THEM FOR THE FOLLOWING: **REVIEWING AND ANALYZING BILL DRAFTS AND AMENDMENT DRAFTS?**

	TOTAL SAMPLE (N=78)	YEARS OF SERVICE				DISTRICT			CHAMBER		PARTY		EMPLOYMENT STATUS		
		LESS THAN 5 YEARS	5 TO 10 YEARS	11 TO 19 YEARS	20 OR MORE YEARS	URBAN AREA	SMALL TOWN/CITY	RURAL AREA	HOUSE	SENATE	DEMOCRAT	REPUBLICAN	FULL-TIME	PART-TIME	RETIRED
5 - VERY LIKELY	37%	50%	33%	24%	36%	51%	20%	28%	47%	25%	48%	19%	40%	25%	36%
4	22%	18%	19%	35%	18%	22%	27%	20%	20%	25%	28%	11%	15%	38%	27%
3	13%	18%	19%	6%	-	14%	7%	16%	13%	13%	12%	15%	13%	13%	14%
2	6%	7%	5%	6%	9%	3%	13%	8%	7%	6%	2%	15%	10%	-	-
1 - VERY UNLIKELY	18%	7%	24%	29%	18%	11%	20%	28%	11%	28%	8%	37%	18%	25%	18%
UNSURE	1%	-	-	-	9%	-	7%	-	2%	-	-	4%	3%	-	-
WON'T SAY	3%	-	-	-	9%	-	7%	-	-	3%	2%	-	3%	-	5%
MEAN	3.6	4.0	3.3	3.2	3.6	4.0	3.2	3.1	3.9	3.1	4.1	2.6	3.5	3.4	3.7

† THE MEAN SCORE IS DERIVED BY TAKING THE AVERAGE SCORE BASED ON THE 5-POINT SCALE. THE VERY LIKELY RESPONSE IS ASSIGNED A VALUE OF 5; THE VERY UNLIKELY RESPONSE IS ASSIGNED A VALUE OF 1. THE DON'T KNOW/WON'T SAY RESPONSES ARE EXCLUDED FROM THE CALCULATION OF THE MEAN.

WHICH TASKS WOULD YOU SPEND THE MOST TIME ON IF YOU HAD ADDITIONAL TIME?

QUESTION 16: IF YOU HAD ADDITIONAL TIME IN YOUR CAPACITY AS A LEGISLATOR, WHICH TASKS WOULD YOU SPEND THE MOST TIME ON?

	TOTAL SAMPLE (N=78)	YEARS OF SERVICE				DISTRICT			CHAMBER		PARTY		EMPLOYMENT STATUS		
		LESS THAN 5 YEARS	5 TO 10 YEARS	11 TO 19 YEARS	20 OR MORE YEARS	URBAN AREA	SMALL TOWN/CITY	RURAL AREA	HOUSE	SENATE	DEMOCRAT	REPUBLICAN	FULL-TIME	PART-TIME	RETIRED
COMMUNITY ENGAGEMENT	58%	54%	71%	65%	36%	59%	47%	64%	64%	50%	56%	63%	63%	50%	55%
POLICY RESEARCH	53%	57%	48%	65%	36%	68%	47%	36%	56%	50%	56%	48%	48%	63%	55%
CONSTITUENT SERVICES	38%	43%	38%	41%	27%	30%	20%	64%	33%	47%	42%	33%	40%	25%	41%
COMMUNICATE/NETWORK WITH LEGISLATIVE COLLEAGUES	14%	18%	14%	6%	18%	19%	13%	8%	18%	9%	18%	7%	15%	25%	14%
ADMINISTRATIVE WORK	12%	14%	10%	12%	9%	8%	20%	12%	13%	9%	10%	15%	10%	25%	5%
WON'T SAY	4%	-	-	-	18%	-	13%	-	-	6%	2%	4%	5%	-	5%
ALL OF THE ABOVE	1%	-	-	-	9%	3%	-	-	-	3%	2%	-	-	-	-
NONE OF THE ABOVE	1%	-	-	-	9%	-	-	4%	-	3%	2%	-	-	-	5%

NUMBER OF ASSIGNED STAFF HOURS NEEDED WEEKLY TO PERFORM YOUR JOB EFFECTIVELY

QUESTION 17: ASSUMING LEGISLATORS WERE ASSIGNED STAFF, HOW MANY STAFF HOURS PER WEEK (EXCLUDING LEGISLATIVE SESSIONS) DO YOU FEEL YOU WOULD NEED TO PERFORM YOUR JOB EFFECTIVELY?

	TOTAL SAMPLE (N=78)	YEARS OF SERVICE				DISTRICT			CHAMBER		PARTY		EMPLOYMENT STATUS		
		LESS THAN 5 YEARS	5 TO 10 YEARS	11 TO 19 YEARS	20 OR MORE YEARS	URBAN AREA	SMALL TOWN/CITY	RURAL AREA	HOUSE	SENATE	DEMOCRAT	REPUBLICAN	FULL-TIME	PART-TIME	RETIRED
HALF-TIME STAFF MEMBER (20 HOURS/WEEKLY) (.5 FTE FULL TIME EQUIVALENT)	44%	43%	43%	53%	36%	43%	27%	56%	40%	50%	48%	37%	38%	50%	55%
FULL-TIME STAFF MEMBER (40 HOURS/WEEKLY) (1 FTE)	27%	32%	33%	18%	18%	30%	20%	28%	36%	16%	30%	22%	28%	25%	23%
ZERO HOURS PER WEEK	13%	-	10%	24%	36%	8%	33%	8%	7%	22%	4%	30%	15%	25%	9%
TWO FULL-TIME STAFF MEMBERS (80 HOURS/WEEKLY) (2.0 FTE)	6%	11%	5%	-	9%	11%	-	4%	7%	6%	10%	-	8%	-	9%
FULL-TIME AND PART-TIME STAFF MEMBER (60 HOURS/WEEKLY) (1.5 FTE)	3%	7%	-	-	-	5%	-	-	4%	-	4%	-	5%	-	-
LESS THAN 20 HOURS PER WEEK	3%	4%	5%	-	-	-	13%	-	4%	-	-	7%	5%	-	-
TWO HALF TIME STAFF MEMBERS	1%	-	-	6%	-	-	7%	-	-	3%	-	4%	-	-	5%
SHARING A STAFF MEMBER WITH (AN) OTHER LEGISLATOR(S)	1%	-	5%	-	-	3%	-	-	2%	-	2%	-	-	-	-
WON'T SAY	3%	4%	-	-	-	-	-	4%	-	3%	2%	-	3%	-	-

PREFERRED WORK LOCATION FOR ASSIGNED LEGISLATIVE STAFF DURING LEGISLATIVE SESSIONS

QUESTION 18: DURING LEGISLATIVE SESSIONS WOULD YOU PREFER THAT ASSIGNED LEGISLATIVE STAFF REMAIN IN THE LOCAL DISTRICT TO TAKE CARE OF BUSINESS, OR COME TO THE CAPITOL IN SANTA FE TO ASSIST YOU?

	TOTAL SAMPLE (N=78)	YEARS OF SERVICE				DISTRICT			CHAMBER		PARTY		EMPLOYMENT STATUS		
		LESS THAN 5 YEARS	5 TO 10 YEARS	11 TO 19 YEARS	20 OR MORE YEARS	URBAN AREA	SMALL TOWN/CITY	RURAL AREA	HOUSE	SENATE	DEMOCRAT	REPUBLICAN	FULL-TIME	PART-TIME	RETIRED
COME TO THE CAPITOL IF/WHEN NEEDED	36%	39%	33%	35%	36%	46%	20%	32%	40%	31%	48%	15%	40%	38%	32%
REMAIN IN DISTRICT	29%	18%	52%	29%	18%	19%	40%	40%	29%	31%	26%	37%	25%	50%	27%
COME TO THE CAPITOL	24%	32%	14%	24%	27%	32%	7%	24%	24%	25%	24%	26%	18%	13%	41%
UNSURE	8%	11%	-	12%	9%	3%	27%	4%	7%	9%	2%	19%	13%	-	-
WON'T SAY	3%	-	-	-	9%	-	7%	-	-	3%	-	4%	5%	-	-

WHO SHOULD BE RESPONSIBLE FOR HIRING THE LEGISLATIVE STAFF?

QUESTION 19: WHO DO YOU FEEL SHOULD BE RESPONSIBLE FOR HIRING THE LEGISLATIVE STAFF (IF AVAILABLE)? PLEASE SELECT ANY SINGLE OR COMBINATION OF ENTITIES FROM THE FOLLOWING:

	TOTAL SAMPLE (N=78)	YEARS OF SERVICE				DISTRICT			CHAMBER		PARTY		EMPLOYMENT STATUS		
		LESS THAN 5 YEARS	5 TO 10 YEARS	11 TO 19 YEARS	20 OR MORE YEARS	URBAN AREA	SMALL TOWN/CITY	RURAL AREA	HOUSE	SENATE	DEMOCRAT	REPUBLICAN	FULL-TIME	PART-TIME	RETIRED
LEGISLATORS THEMSELVES	79%	86%	71%	88%	73%	81%	73%	84%	84%	75%	84%	74%	80%	88%	91%
LEADERSHIP OFFICES	24%	29%	29%	24%	9%	30%	20%	20%	24%	25%	18%	37%	25%	38%	18%
LCS	15%	14%	29%	6%	9%	19%	27%	4%	16%	16%	20%	7%	18%	13%	9%
CHIEF CLERKS	12%	7%	14%	12%	9%	14%	7%	8%	9%	13%	16%	-	10%	13%	5%
SOMEONE OTHER THAN A LEGISLATOR	1%	-	5%	-	-	-	7%	-	2%	-	-	4%	3%	-	-
WON'T SAY	3%	4%	-	-	9%	-	7%	4%	-	6%	2%	4%	3%	-	-

WHO SHOULD BE RESPONSIBLE FOR THE SUPERVISION AND MANAGERIAL-RELATED TASKS OF THE ASSIGNED STAFF?

QUESTION 20: WHO DO YOU FEEL SHOULD BE RESPONSIBLE FOR THE OVERALL SUPERVISION AND MANAGERIAL-RELATED TASKS OF THE ASSIGNED STAFF?

	TOTAL SAMPLE (N=78)	YEARS OF SERVICE				DISTRICT			CHAMBER		PARTY		EMPLOYMENT STATUS		
		LESS THAN 5 YEARS	5 TO 10 YEARS	11 TO 19 YEARS	20 OR MORE YEARS	URBAN AREA	SMALL TOWN/CITY	RURAL AREA	HOUSE	SENATE	DEMOCRAT	REPUBLICAN	FULL-TIME	PART-TIME	RETIRED
LEGISLATORS THEMSELVES	76%	79%	67%	82%	82%	86%	60%	72%	84%	66%	86%	59%	68%	88%	86%
LEADERSHIP OFFICES	29%	36%	29%	29%	18%	30%	33%	28%	33%	25%	20%	48%	38%	13%	23%
CHIEF CLERKS	26%	36%	19%	18%	18%	35%	13%	16%	24%	25%	32%	11%	25%	25%	14%
LCS	22%	21%	33%	12%	18%	27%	27%	12%	20%	25%	24%	19%	23%	25%	14%
SOMEONE OTHER THAN A LEGISLATOR	1%	-	5%	-	-	-	7%	-	2%	-	-	4%	3%	-	-
WON'T SAY	1%	-	-	-	9%	-	7%	-	-	3%	-	4%	3%	-	-

PREFERRED MODEL FOR STAFFING

QUESTION 21: ASSUMING LEGISLATORS WERE ASSIGNED STAFF, WHICH OF THE FOLLOWING WOULD BE YOUR PREFERRED MODEL FOR STAFFING?

	TOTAL SAMPLE (N=78)	YEARS OF SERVICE				DISTRICT			CHAMBER		PARTY		EMPLOYMENT STATUS		
		LESS THAN 5 YEARS	5 TO 10 YEARS	11 TO 19 YEARS	20 OR MORE YEARS	URBAN AREA	SMALL TOWN/CITY	RURAL AREA	HOUSE	SENATE	DEMOCRAT	REPUBLICAN	FULL-TIME	PART-TIME	RETIRED
INDIVIDUAL STAFF WITH EACH LEGISLATOR HAVING ONE DEDICATED STAFF MEMBER ASSIGNED TO THEM	53%	64%	43%	47%	55%	54%	33%	64%	58%	47%	66%	30%	48%	50%	68%
DISTRICT OFFICES WITH 2 TO 4 STAFFERS, SERVING MULTIPLE LEGISLATORS	21%	11%	24%	29%	27%	22%	33%	12%	16%	28%	18%	26%	20%	13%	27%
REGIONAL OFFICES SPANNING MULTIPLE COUNTIES AND MEMBERS (E.G. 2 SENATORS, 5 REPRESENTATIVES)	8%	11%	5%	6%	9%	3%	7%	16%	7%	9%	4%	15%	8%	13%	5%
SHARED STAFF WITH TWO LEGISLATORS SHARING A SINGLE STAFF MEMBER	4%	7%	5%	-	-	8%	-	-	4%	3%	6%	-	5%	13%	-
OTHER RESPONSES (VOL.)															
COULD WORK MULTIPLE WAYS	3%	4%	5%	-	-	5%	-	-	4%	-	2%	4%	5%	-	-
DEPENDS ON GEOGRAPHY AND INDIVIDUAL PERSONALITIES	1%	-	5%	-	-	3%	-	-	2%	-	2%	-	-	-	-
DEPENDS ON GEOGRAPHY	1%	-	5%	-	-	-	-	4%	2%	-	-	4%	-	-	-
ADDITIONAL LEADERSHIP STAFF	1%	-	5%	-	-	-	7%	-	-	3%	-	4%	3%	-	-
LESS THAN FULL TIME	1%	-	-	6%	-	3%	-	-	2%	-	-	4%	-	13%	-
STAFF IN SANTA FE ASSIGNED TO MULTIPLE LEGISLATORS	1%	-	5%	-	-	-	7%	-	2%	-	-	4%	3%	-	-
LEGISLATORS SHOULD HAVE THE OPTION TO CHOOSE AND BE ABLE TO CHANGE THE CHOICE YEARLY OR EVERY 2 YEARS	1%	-	-	6%	-	3%	-	-	2%	-	-	4%	3%	-	-
WON'T SAY	5%	4%	-	6%	9%	-	13%	4%	-	9%	2%	7%	8%	-	-

PREFERRED WORK LOCATION FOR AN INDIVIDUAL OR SHARED STAFF MEMBER

QUESTION 22: IF YOU HAD AN INDIVIDUAL OR SHARED STAFF MEMBER(S) WOULD YOU PREFER THEY

	TOTAL SAMPLE (N=78)	YEARS OF SERVICE				DISTRICT			CHAMBER		PARTY		EMPLOYMENT STATUS		
		LESS THAN 5 YEARS	5 TO 10 YEARS	11 TO 19 YEARS	20 OR MORE YEARS	URBAN AREA	SMALL TOWN/CITY	RURAL AREA	HOUSE	SENATE	DEMOCRAT	REPUBLICAN	FULL-TIME	PART-TIME	RETIRED
WORK BOTH AT HOME AND IN AN OFFICE	53%	57%	57%	41%	55%	59%	47%	48%	60%	44%	68%	26%	53%	50%	55%
WORK IN AN OFFICE SETTING	31%	25%	33%	41%	27%	24%	40%	36%	29%	34%	18%	56%	28%	25%	41%
WORK FROM HOME	14%	18%	10%	18%	9%	16%	7%	16%	11%	19%	14%	15%	15%	25%	5%
WON'T SAY	3%	-	-	-	9%	-	7%	-	-	3%	-	4%	5%	-	-

SHOULD OFFICES REMAIN OPEN DURING NORMAL BUSINESS HOURS?

IF THERE WERE SHARED OFFICES WITH MULTIPLE STAFFERS

QUESTION 23: IF THERE WERE SHARED OFFICES WITH MULTIPLE STAFFERS, DO YOU THINK IT WOULD BE NECESSARY...**FOR THE OFFICE TO REMAIN OPEN DURING NORMAL BUSINESS HOURS (8 A.M. TO 5 P.M., FIVE DAYS PER WEEK)?**

	TOTAL SAMPLE (N=78)	YEARS OF SERVICE				DISTRICT			CHAMBER		PARTY		EMPLOYMENT STATUS		
		LESS THAN 5 YEARS	5 TO 10 YEARS	11 TO 19 YEARS	20 OR MORE YEARS	URBAN AREA	SMALL TOWN/CITY	RURAL AREA	HOUSE	SENATE	DEMOCRAT	REPUBLICAN	FULL-TIME	PART-TIME	RETIRED
YES	40%	36%	57%	29%	36%	30%	53%	48%	44%	34%	36%	48%	45%	38%	41%
NO	19%	4%	29%	41%	9%	14%	7%	36%	16%	25%	16%	26%	15%	38%	23%
DEPENDS	36%	57%	14%	24%	45%	54%	33%	12%	38%	34%	44%	22%	33%	25%	32%
WON'T SAY	5%	4%	-	6%	9%	3%	7%	4%	2%	6%	4%	4%	8%	-	5%

SHOULD A RECEPTIONIST/OFFICE ASSISTANT BE HIRED TO STAFF THE OFFICE?

IF THERE WERE SHARED OFFICES WITH MULTIPLE STAFFERS

QUESTION 24: IF THERE WERE SHARED OFFICES WITH MULTIPLE STAFFERS, DO YOU THINK IT WOULD BE NECESSARY...**TO HIRE A FULL-TIME RECEPTIONIST/OFFICE ASSISTANT TO STAFF THE OFFICE?**

	TOTAL SAMPLE (N=78)	YEARS OF SERVICE				DISTRICT			CHAMBER		PARTY		EMPLOYMENT STATUS		
		LESS THAN 5 YEARS	5 TO 10 YEARS	11 TO 19 YEARS	20 OR MORE YEARS	URBAN AREA	SMALL TOWN/CITY	RURAL AREA	HOUSE	SENATE	DEMOCRAT	REPUBLICAN	FULL-TIME	PART-TIME	RETIRED
YES	27%	46%	10%	12%	36%	32%	27%	20%	27%	28%	30%	22%	25%	25%	36%
NO	41%	25%	48%	65%	36%	30%	53%	52%	40%	44%	30%	63%	50%	50%	23%
DEPENDS	27%	25%	43%	18%	18%	35%	13%	24%	31%	22%	36%	11%	18%	25%	36%
WON'T SAY	5%	4%	-	6%	9%	3%	7%	4%	2%	6%	4%	4%	8%	-	5%

SHOULD OFFICES HAVE A MID-SIZED MEETING ROOM FOR STAFF AND LEGISLATORS TO MEET WITH THE PUBLIC?

IF THERE WERE SHARED OFFICES WITH MULTIPLE STAFFERS

QUESTION 25: IF THERE WERE SHARED OFFICES WITH MULTIPLE STAFFERS, DO YOU THINK IT WOULD BE NECESSARY...**TO HAVE A MID-SIZED MEETING ROOM (SEATS 10) FOR STAFF/LEGISLATORS TO MEET WITH THE PUBLIC?**

	TOTAL SAMPLE (N=78)	YEARS OF SERVICE				DISTRICT			CHAMBER		PARTY		EMPLOYMENT STATUS		
		LESS THAN 5 YEARS	5 TO 10 YEARS	11 TO 19 YEARS	20 OR MORE YEARS	URBAN AREA	SMALL TOWN/CITY	RURAL AREA	HOUSE	SENATE	DEMOCRAT	REPUBLICAN	FULL-TIME	PART-TIME	RETIRED
YES	54%	57%	52%	53%	55%	68%	33%	48%	58%	50%	64%	37%	50%	25%	73%
No	27%	18%	33%	41%	18%	16%	40%	36%	20%	38%	16%	48%	30%	50%	18%
DEPENDS	14%	21%	14%	-	18%	14%	20%	12%	20%	6%	16%	11%	13%	25%	5%
WON'T SAY	5%	4%	-	6%	9%	3%	7%	4%	2%	6%	4%	4%	8%	-	5%

SHOULD EACH LEGISLATOR HAVE A SEPARATE OFFICE?

IF THERE WERE SHARED OFFICES WITH MULTIPLE STAFFERS

QUESTION 26: IF THERE WERE SHARED OFFICES WITH MULTIPLE STAFFERS, DO YOU THINK IT WOULD BE NECESSARY...**FOR EACH LEGISLATOR TO HAVE A SEPARATE OFFICE?**

	TOTAL SAMPLE (N=78)	YEARS OF SERVICE				DISTRICT			CHAMBER		PARTY		EMPLOYMENT STATUS		
		LESS THAN 5 YEARS	5 TO 10 YEARS	11 TO 19 YEARS	20 OR MORE YEARS	URBAN AREA	SMALL TOWN/CITY	RURAL AREA	HOUSE	SENATE	DEMOCRAT	REPUBLICAN	FULL-TIME	PART-TIME	RETIRED
YES	41%	39%	38%	47%	45%	35%	40%	52%	49%	31%	42%	41%	40%	13%	55%
No	37%	32%	43%	41%	36%	38%	47%	32%	29%	50%	32%	48%	38%	75%	27%
DEPENDS	18%	29%	19%	12%	-	24%	7%	16%	20%	16%	24%	7%	18%	13%	14%
WON'T SAY	4%	-	-	-	18%	3%	7%	-	2%	3%	2%	4%	5%	-	5%

IS IT FEASIBLE FOR A HOUSE MEMBER AND A SENATOR WITH OVERLAPPING DISTRICTS TO SHARE STAFF MEMBERS

QUESTION 27: IN SOME CIRCUMSTANCES, DO YOU THINK IT WOULD BE FEASIBLE FOR A REPRESENTATIVE AND A SENATOR, WITH OVERLAPPING DISTRICTS, TO SHARE ONE OR TWO STAFF MEMBERS?

	TOTAL SAMPLE (N=78)	YEARS OF SERVICE				DISTRICT			CHAMBER		PARTY		EMPLOYMENT STATUS		
		LESS THAN 5 YEARS	5 TO 10 YEARS	11 TO 19 YEARS	20 OR MORE YEARS	URBAN AREA	SMALL TOWN/CITY	RURAL AREA	HOUSE	SENATE	DEMOCRAT	REPUBLICAN	FULL-TIME	PART-TIME	RETIRED
YES	63%	46%	81%	76%	55%	59%	87%	56%	64%	63%	62%	67%	63%	75%	64%
No	35%	54%	19%	24%	36%	41%	7%	44%	36%	34%	38%	30%	33%	25%	36%
WON'T SAY	3%	-	-	-	9%	-	7%	-	-	3%	-	4%	5%	-	-

CAN SHARED OFFICE STAFF PROVIDE SERVICES TO MEMBERS OF DIFFERENT PARTIES?

QUESTION 28: DO YOU FEEL THAT SHARED OFFICE STAFF COULD PROVIDE SERVICES TO MEMBERS OF DIFFERENT PARTIES?

	TOTAL SAMPLE (N=78)	YEARS OF SERVICE				DISTRICT			CHAMBER		PARTY		EMPLOYMENT STATUS		
		LESS THAN 5 YEARS	5 TO 10 YEARS	11 TO 19 YEARS	20 OR MORE YEARS	URBAN AREA	SMALL TOWN/ CITY	RURAL AREA	HOUSE	SENATE	DEMOCRAT	REPUBLICAN	FULL- TIME	PART- TIME	RETIRED
YES	19%	11%	29%	18%	27%	22%	13%	20%	13%	28%	22%	15%	15%	25%	23%
No	79%	89%	71%	82%	64%	78%	80%	80%	87%	69%	78%	81%	83%	75%	77%
WON'T SAY	1%	-	-	-	9%	-	7%	-	-	3%	-	4%	3%	-	-

GENERAL COMMENTS

Although I am currently retired, I have spent many years earning a living while serving as a State Representative. It is extraordinarily difficult to do so. Lacking staff support makes it even more challenging. Again, it reduces the power of a co-equal branch of government. In addition, the Legislature needs its own Human Resources Office and policies. For example, we have current legislative staff for the Majority and Minority offices. These staff are required to follow the personnel policies and procedures of the Legislative Council Service, which have been developed for different kinds of professional responsibilities. Recently, one of my office analysts was not able to attend NCSL, though it would have been very beneficial for all of us, because there was no way for the office to purchase her airline ticket in advance. She is not salaried at a level at which she could afford to buy the ticket and wait for reimbursement. If the legislature had its own personnel office, we could consider whether we would want to provide greater flexibility to our staff. And, although I favor having Legislators hire their own staff, some could no doubt benefit from some kind of guidance from a Legislative HR office.

Each district is unique, and each Legislator was elected to serve in different capacities. We each should have the ability to self-determine our staffing needs. We have enough control by current staff. Legislators need more autonomy and to be trusted.

Having legislative staff is a matter of encumbering the money needed in the budget. We need to put together a plan and then fund it.

I am in leadership, and I feel the current staffing adequately provides for the staffing needs of our Caucus. Additionally, I believe the structure in place currently best provides for preventing the blurred lines that can intersect between political operations and nonpartisan service to constituents on behalf of the legislature.

I am negative about sharing a staff person with House members because my current senate district overlaps with six different House districts and what are unique concerns to my district are quite different from each of theirs. I just think it would be likely that some Legislators will get shortchanged if staff are shared.

I am not for staff.

I am pleased to see that additional staff is being seriously considered. I don't need lot of assistance so I would be happy with any amount of additional staffing. I realize that each Legislator has different needs so one size does not fit all. Especially Legislators in rural areas who have far flung districts with multiple cities, counties and school districts to deal with may very well need additional hours of staffing.

I believe it is important that each Legislator has a staff member that lives and works in the Legislator's district.

I do not believe that LCS, LFC, or LESC focus on what New Mexico needs. Each piece of the bureaucracy works only to serve itself and grow its control. During session, our staff members work for the Legislators to a point, but they answer and are accountable to LCS. Should the decision be made to hire staff, I would only hire one if I had complete control over who to hire and their individual skill sets. In the end, this is a bad policy that only grows government, and I will oppose it. New Mexico's budget (>50%) and government (>34%) has grown exponentially under the current administration while the state's population growth stays stagnant at 2%. Quality of life has not improved! This process will not improve over 2 million residents' quality of life either. All this will do is allow a portion of 112 Legislators to not do the job they were voted in to do.

I do not oppose salaried Legislators, but some would only be in it for the money.

Your true commitment is the current system of per diem and mileage.

I don't need a staff person.

I don't think this survey will be an effective tool in assessing whether or not there should be legislative staffing, let alone how that staffing should be configured.

I extend my appreciation to the Chief Clerk of the House and staff; the DHCC staff, and the Speaker's staff for all their assistance. My colleagues in both houses have provided insight, guidance and helpful suggestions to deal with specific issues.

I feel strongly that the leadership offices should have an important role in the hiring/supervision, or that a new management entity be created. I do not think that LCS or the Clerk's Offices are equipped to manage remote teams that must work irregular hours and also must be highly responsive to organizational and Legislator-driven goals. The purposes of those offices are distinct, and I think it serves both LCS and Clerks as well as the Legislators to also keep those functions distinct with these new staff.

I have more than enough work to keep one person fully engaged. My concern with sharing is that you might have two Legislators who are equally aggressive in outreach, and they have to share. I want one person who knows what my interests and values are who can help me with my priorities.

I have served in the NM State Senate for 31 years and have worked multiple full-time supervisory jobs simultaneously with very limited legislative staff during this period. I believe in citizen legislative work and outreach.

(Representative/Senator) can get done efficiently with the current structure.

I need to have my own staff to help me provide the services necessary in my district. Only I know what my constituents need. I have a very highly involved district. I work endless hours and I still can't catch up with my workload.

GENERAL COMMENTS (CONTINUED)

I suggest some small focus groups where you hear actual Legislators bounce ideas off of each other. One size does not fit all. Office availability and cost are factors. Sharing offices promotes synergy . . . for some of us! Some self-employed folks conduct legislative work out of their office because it's their business and office. I would caution about this issue just as doing campaign work should not be done out of official office.

I think additional staff at the state level party office plus a small appropriation of 500 to 750 months let each member hire their own part time staff.

I think the Legislator should hire the staff once vetted by state Workforce Solutions staff or SPO [State Personnel Office]. We want competence and not a political hack in these jobs. I would want the person to live in my district to better understand the conditions and to know the people better. I would want all related tasks given to staff to be held confidential.

It appears those driving this issue want personal staff which will become their political staff at the expense of the taxpayers. We have a citizen legislature and if additional staffing is needed it should be in Santa Fe at the LCS or Clerk's Office for constituent services, research In my discussions with LCS and the House Clerk there is a belief that we have adequate staffing for the demands we place on them. This effort will be a huge increase in expense and will not result in better legislation by the elected Legislators. I am against this effort.

Keeping politics out of the system will be the biggest challenge. Staffers servicing different regions would be most reasonable with some attention to party and cultural differences (i.e., reservations, rural vs city, etc.).

Last interim I spent the majority of my time working on legislative matters and I think it significantly increased the quality of the work I was able to do. Then I ran out of money. So, this interim I have spent barely any time on legislative work and likely will not be carrying very many bills because of it. It takes time and collaboration to craft good policy and I don't have the luxury of either one of those this time around. If I had smart, trained, reliable staff to help shoulder that work I think I would be far better at balancing my competing demands while producing quality policy. But the quality of the staff is essential. I got a [university student] to assist me for credit last interim, and while she was a very nice person who could definitely handle constituent services, I really needed her for research, and she did not have those skills and I did not have the time to train her. I would rather have a really high-quality staff person who could only assist me a couple of hours a week because they are also assisting multiple other people than a full-time staffer who is essentially a secretary.

Please take into consideration the size of districts.

Rural Legislators should be given special consideration, given the extensive districts we have to travel across, and extra travel time required to travel to and from Santa Fe, and committee meetings.

Staffing addresses one piece of the challenges that many of us face. My hope is that as we tackle this staffing issue, serious consideration for salaries is also in the mix. That could change a lot of my answers.

Staffing should be based regionally, especially in rural areas with small staff hired from the district that is not party affiliated. To be fair they must have 40 hours of work and have the ability to work independently and be able to work with agencies.

Taxpayer-funded staff must never, in any way, be used for campaign activities. For this exact reason I think that they should work out of a shared office, hold strict office hours, report to LCS, and be bipartisan.

Thank you for this survey. Now that I am a Legislator, I truly understand the complications and the amount of time that is required to do the job well. New Mexico is not being served well by the model we use now. We are losing talent who wants to serve in public office because they cannot afford to volunteer. Thank you, again.

The staff I feel we need can help us with substantive chores. While answering the phone and responding to emails is important, it would be much more helpful to have someone who could also help with research, etc.

This is a scheme to use taxpayers for purely political purposes. It would be FAR better to educate Legislators on the staff that is already available to them. We do not need to waste taxpayer dollars.

We are currently harming New Mexicans by lack of professionalism. A territorial legislature is quaint but toxic. We make poor decisions, superficially process legislation, and keep NM at the bottom in our current quaint culture. Leadership needs to leave the quaint past and bring us to a problem-solving future. Our fellow New Mexicans deserve a chance at a better life. This will only occur if leadership STOPS saying why not and figures out how. The money is there to do it. Staffing is an inexpensive means to generate amazing ROI in better health, jobs, food access, housing, and environment, and less crime. But only with data, facts, and truth as substitutes (developed with staff for each Legislator AND full time for committees) for confusing efforts, feelings, and hope for results (that get measured).

We do not have our county or state party offices open 8 to 5 and fully staffed. This is an example of the need for individual staff. If we had additional staff, what would they do? Or is this a way to gain staff to campaign for you? As for paid Legislators--"How are our federal Legislators working out for you"? I am pointing out how dysfunctional the federal system is and they are paid with full staff.

We don't need staff. This will lead to political operatives being hired to run campaigns on government time. Opens up the legislature for even more corruption.

DEMOGRAPHICS

RESEARCH
& POLLING
INC



DEMOGRAPHICS

TOTAL SAMPLE (N=78)

	TOTAL SAMPLE	CHAMBER	
		HOUSE	SENATE
NUMBER OF YEARS IN SERVICE			
LESS THAN 5 YEARS	36%	44%	25%
5 TO 10 YEARS	27%	38%	13%
11 TO 19 YEARS	22%	9%	41%
20 OR MORE YEARS	14%	9%	22%
WON'T SAY	1%	-	-
DISTRICT			
URBAN AREA	47%	49%	47%
SMALL TOWN/CITY	19%	20%	19%
RURAL AREA	32%	31%	34%
WON'T SAY	1%	-	-
CHAMBER			
HOUSE	59%	100%	-
SENATE	41%	-	100%
PARTY			
DEMOCRAT	65%	64%	66%
REPUBLICAN	35%	36%	34%
EMPLOYMENT STATUS			
FULL-TIME	51%	58%	41%
PART-TIME	10%	9%	13%
RETIRED	28%	22%	38%
OTHER	10%	11%	9%

QUESTIONNAIRE

RESEARCH
& POLLING
INC



**LEGISLATIVE COUNCIL SERVICE
AUGUST 2023
(FINAL)
N=112**

GENERAL PERCEPTIONS

1. **GENERALLY, DO YOU SUPPORT OR OPPOSE THE CONCEPT OF THE LEGISLATURE ADDING ASSIGNED STAFF TO ASSIST INDIVIDUAL LEGISLATORS IN THEIR DUTIES?**

STRONGLY SUPPORT *STRONGLY OPPOSE* *UNSURE*

5.....4.....3.....2.....1.....6

2. **WHY DO YOU FEEL THIS WAY?**

3. **DO YOU FEEL THE CURRENT YEAR-ROUND LEGISLATIVE AGENCIES AND OFFICES PROVIDE SUFFICIENT SERVICES FOR LEGISLATORS TO DO THEIR JOBS AND SERVE THEIR CONSTITUENTS EFFECTIVELY?**

- 1. YES
- 2. NO
- 3. UNSURE

WORKLOAD

4. **ON AVERAGE, IN YOUR CAPACITY AS A LEGISLATOR, HOW MANY HOURS PER WEEK DO YOU SPEND ON THE FOLLOWING ACTIVITIES?**

INTERIM
(EXCLUDES LEGISLATIVE SESSIONS)

- | | | |
|-----|--|-------|
| 1. | ADMINISTRATIVE WORK (WRITING/READING EMAILS, SCHEDULING MEETINGS) | _____ |
| 2. | ATTENDING/PARTICIPATING IN PUBLIC COMMUNITY EVENTS | _____ |
| 3. | RESPONDING TO CONSTITUENT CONCERNS | _____ |
| 4. | COLLABORATING WITH DISTRICT CONSTITUENTS, ORGANIZATIONS, AND BUSINESSES | _____ |
| 5. | CONDUCTING RESEARCH AND/OR ANALYSIS FOR POTENTIAL LEGISLATION | _____ |
| 6. | STAYING INFORMED ABOUT CURRENT EVENTS AND ISSUES IMPACTING THE DISTRICT AND/OR STATE | _____ |
| 7. | COLLABORATING WITH COLLEAGUES | _____ |
| 8. | ATTENDING INTERIM COMMITTEE HEARINGS | _____ |
| 9. | REVIEWING AND ANALYZING BILL DRAFTS AND AMENDMENT DRAFTS | _____ |
| 10. | OTHER (SPECIFY) _____ | _____ |

5. **DURING THE INTERIM PERIOD, ON AVERAGE, WHAT PERCENTAGE OF YOUR LEGISLATIVE WORK, IF ANY, IS CONDUCTED OUTSIDE OF TRADITIONAL WORK HOURS (8 A.M. TO 5 P.M.)? ____%**

6. AS A LEGISLATOR, ARE THERE CERTAIN MONTHS (EXCLUDING MONTHS WITH LEGISLATIVE SESSIONS) WHEN YOU ARE BUSIEST? (CHOOSE UP TO 3 MONTHS)

1. MARCH (SHORT SESSION ONLY)
2. APRIL
3. MAY
4. JUNE
5. JULY
6. AUGUST
7. SEPTEMBER
8. OCTOBER
9. NOVEMBER
10. DECEMBER
11. NO, EACH MONTH HAS A SIMILAR WORKLOAD

ASSUMING YOU HAD ACCESS TO ASSIGNED STAFF TO ASSIST YOU WITH YOUR LEGISLATIVE DUTIES AND ACTIVITIES, HOW LIKELY WOULD YOU BE TO USE THEM FOR THE FOLLOWING:

		<i>VERY</i>		<i>VERY</i>			
		<i>LIKELY</i>		<i>UNLIKELY</i>		<i>UNSURE</i>	
7.	ADMINISTRATIVE WORK (WRITING/READING EMAILS, SCHEDULING MEETINGS).....	5	4	3	2	1	6
8.	ATTENDING/PARTICIPATING IN PUBLIC COMMUNITY EVENTS	5	4	3	2	1	6
9.	RESPONDING TO CONSTITUENT CONCERNS	5	4	3	2	1	6
10.	COLLABORATING WITH DISTRICT CONSTITUENTS, ORGANIZATIONS, AND BUSINESSES.....	5	4	3	2	1	6
11.	CONDUCTING RESEARCH AND/OR ANALYSIS FOR POTENTIAL LEGISLATION	5	4	3	2	1	6
12.	STAYING INFORMED ABOUT CURRENT EVENTS AND ISSUES IMPACTING THE DISTRICT AND/OR STATE	5	4	3	2	1	6
13.	COLLABORATING WITH COLLEAGUES	5	4	3	2	1	6
14.	ATTENDING INTERIM COMMITTEE HEARINGS (UPDATE MEMBER ON POLICY DEBATE/OUTCOMES).....	5	4	3	2	1	6
15.	REVIEWING AND ANALYZING BILL DRAFTS AND AMENDMENT DRAFTS	5	4	3	2	1	6

16. IF YOU HAD ADDITIONAL TIME IN YOUR CAPACITY AS A LEGISLATOR, WHICH TASKS WOULD YOU SPEND THE MOST TIME ON? (CHOOSE UP TO TWO)

1. ADMINISTRATIVE WORK
2. CONSTITUENT SERVICES
3. COMMUNITY ENGAGEMENT
4. POLICY RESEARCH
5. COMMUNICATE/NETWORK WITH LEGISLATIVE COLLEAGUES
6. OTHER (SPECIFY) _____

STAFFING AND OFFICES

17. ASSUMING LEGISLATORS WERE ASSIGNED STAFF, HOW MANY STAFF HOURS PER WEEK (EXCLUDING LEGISLATIVE SESSIONS) DO YOU FEEL YOU WOULD NEED TO PERFORM YOUR JOB EFFECTIVELY? (CHOOSE ONE CATEGORY ONLY)

- _____ ZERO HOURS PER WEEK
- _____ HALF-TIME STAFF MEMBER (20 HOURS WEEKLY) (.5 FTE FULL TIME EQUIVALENT)
- _____ FULL-TIME STAFF MEMBER (40 HOURS WEEKLY) (1 FTE)
- _____ FULL-TIME AND PART-TIME STAFF MEMBER (60 HOURS WEEKLY) (1.5 FTE)
- _____ TWO FULL-TIME STAFF MEMBERS (80 HOURS WEEKLY) (2.0 FTE)
- OTHER (SPECIFY) _____

18. DURING LEGISLATIVE SESSIONS WOULD YOU PREFER THAT ASSIGNED LEGISLATIVE STAFF REMAIN IN THE LOCAL DISTRICT TO TAKE CARE OF BUSINESS, OR COME TO THE CAPITOL IN SANTA FE TO ASSIST YOU?

- 1. REMAIN IN DISTRICT
- 2. COME TO THE CAPITOL
- 3. COME TO THE CAPITOL IF/WHEN NEEDED
- 4. UNSURE

19. WHO DO YOU FEEL SHOULD BE RESPONSIBLE FOR HIRING THE LEGISLATIVE STAFF (IF AVAILABLE)? PLEASE SELECT ANY SINGLE OR COMBINATION OF ENTITIES FROM THE FOLLOWING:

- 1. LEGISLATORS THEMSELVES
- 2. LEADERSHIP OFFICES
- 3. LCS
- 4. CHIEF CLERKS
- 5. OTHER (PLEASE SPECIFY) _____

20. WHO DO YOU FEEL SHOULD BE RESPONSIBLE FOR THE OVERALL SUPERVISION AND MANAGERIAL RELATED TASKS OF THE ASSIGNED STAFF? PLEASE SELECT ANY SINGLE OR COMBINATION OF ENTITIES FROM THE FOLLOWING:

- 1. LEGISLATORS THEMSELVES
- 2. LEADERSHIP OFFICES
- 3. LCS
- 4. CHIEF CLERKS
- 5. OTHER (PLEASE SPECIFY) _____

21. ASSUMING LEGISLATORS WERE ASSIGNED STAFF, WHICH OF THE FOLLOWING WOULD BE YOUR PREFERRED MODEL FOR STAFFING?

- 1. INDIVIDUAL STAFF WITH EACH LEGISLATOR HAVING ONE DEDICATED STAFF MEMBER ASSIGNED TO THEM
- 2. SHARED STAFF WITH TWO LEGISLATORS SHARING A SINGLE STAFF MEMBER
- 3. DISTRICT OFFICES WITH 2 TO 4 STAFFERS, SERVING MULTIPLE LEGISLATORS
- 4. REGIONAL OFFICES SPANNING MULTIPLE COUNTIES AND MEMBERS (E.G. 2 SENATORS, 5 REPRESENTATIVES)
- 5. OTHER (PLEASE SPECIFY) _____

22. IF YOU HAD AN INDIVIDUAL OR SHARED STAFF MEMBER(S) WOULD YOU PREFER THEY?

- 1. WORK IN AN OFFICE SETTING
- 2. WORK FROM HOME
- 3. WORK BOTH AT HOME AND IN AN OFFICE

IF THERE WERE SHARED OFFICES WITH MULTIPLE STAFFERS, DO YOU THINK IT WOULD BE NECESSARY...

	<u>YES</u>	<u>NO</u>	<u>DEPENDS</u>
23. FOR THE OFFICE TO REMAIN OPEN DURING NORMAL BUSINESS HOURS (8 A.M. TO 5 P.M., FIVE DAYS PER WEEK)?	1.....	2.....	3.....
24. TO HIRE A FULL-TIME RECEPTIONIST/OFFICE ASSISTANT TO STAFF THE OFFICE?	1.....	2.....	3.....
25. TO HAVE A MID-SIZED MEETING ROOM (SEATS 10) FOR STAFF/LEGISLATORS TO MEET WITH THE PUBLIC?	1.....	2.....	3.....
26. FOR EACH LEGISLATOR TO HAVE A SEPARATE OFFICE?	1.....	2.....	3.....
27. IN SOME CIRCUMSTANCES, DO YOU THINK IT WOULD BE FEASIBLE FOR A STATE REPRESENTATIVE AND A STATE SENATOR, WITH OVERLAPPING DISTRICTS, TO SHARE ONE OR TWO STAFF MEMBERS?			
1. YES			
2. NO			
28. DO YOU FEEL THAT SHARED OFFICE STAFF COULD PROVIDE SERVICES TO MEMBERS OF DIFFERENT PARTIES?			
1. YES			
2. NO			

DEMOGRAPHICS

29. NUMBER OF YEARS IN LEGISLATIVE SERVICE:

- 1. LESS THAN 5 YEARS
- 2. 5 TO 10 YEARS
- 3. 11 TO 19 YEARS
- 4. 20 OR MORE YEARS

30. WHICH BEST DESCRIBES THE AREA YOU REPRESENT?

- 1. URBAN AREA
- 2. SMALL TOWN/CITY
- 3. RURAL AREA

31. WHICH CHAMBER ARE YOU A MEMBER OF?

- 1. HOUSE
- 2. SENATE

32. WHAT IS YOUR PARTY AFFILIATION?

- 1. REPUBLICAN
- 2. DEMOCRAT

33. WHAT IS YOUR CURRENT EMPLOYMENT STATUS?

1. FULL-TIME
2. PART-TIME
3. RETIRED
4. OTHER

DO YOU HAVE ANY GENERAL COMMENTS, SUGGESTIONS, OR CONCERNS?

LEGISLATIVE COUNCIL SERVICE
SURVEY OF STAFF
SEPTEMBER 2023



TABLE OF CONTENTS

METHODOLOGY..... 3

EXECUTIVE SUMMARY 5

SUMMARY OF RESULTS..... 10

DATA TABLES 27

DEMOGRAPHICS 72

QUESTIONNAIRE 73

METHODOLOGY

This research study was commissioned by the New Mexico Legislative Council Service in order to assess the types of work staff members are currently doing, as well as their knowledge and interactions with other legislative agencies/offices and legislators.

THE INTERVIEW

A total of 142 staff members with an email address were sent an invitation to complete an Internet survey. The email list was provided by LCS. In order to encourage participation, prior to the email invitation being sent, agency leaders were asked to provide staff members with advanced notice that staff would be receiving the survey invitation email. Respondents were given a unique link to complete the survey. A reminder email was sent to non-respondents after approximately seven days. To increase the response rate, telephone follow-up calls were made to non-respondents of the online survey.

A total of 113 staff members completed the survey for a response rate of 80%.

The survey was launched on August 30, 2023, and remained open until the end of business on September 8, 2023.

THE REPORT

This report summarizes the results from each question in the survey and reports on any variances in attitude or perception, where significant, among demographic subgroups. The subgroups examined in this report include:

- ◆ Agency/office of employment
- ◆ Years of employment with the legislature
- ◆ Years in current position
- ◆ Age
- ◆ Education
- ◆ Management of staff
- ◆ Work location

EXECUTIVE SUMMARY



EXECUTIVE SUMMARY

The legislative staff members were asked a variety of questions designed to better understand the types of work staff members are currently doing, as well as their knowledge and interactions with other legislative agencies/offices and legislators, and questions relating to training.

KNOWLEDGE OF OTHER AGENCIES/OFFICES

Staff members were asked to **rate their level of knowledge about the duties and services in legislative agencies/offices (outside of their own)** based on a five-point scale where a score of five is *very knowledgeable* and a score of one is *not knowledgeable at all*.

KNOWLEDGE LEVEL OF DUTIES AND SERVICES OFFERED						
% OF EMPLOYEES WHO ARE KNOWLEDGEABLE ABOUT THE DUTIES AND SERVICES OFFERED BY THE VARIOUS AGENCIES/OFFICES						
	AGENCY/OFFICE EMPLOYED WITH					
	LFC	LESC	LCS	HOUSE CHIEF CLERK'S OFFICE	SENATE CHIEF CLERK'S OFFICE	LEGISLATIVE LEADERSHIP STAFF
LFC	-	77%	41%	40%	80%	77%
LESC	81%	-	33%	40%	40%	59%
LCS	74%	44%	-	100%	100%	88%
HOUSE CHIEF CLERK'S OFFICE	23%	0%	37%	-	100%	88%
SENATE CHIEF CLERK'S OFFICE	23%	0%	35%	100%	-	65%
LEGISLATIVE LEADERSHIP STAFF	22%	22%	39%	80%	60%	-

Overall, the staff in specific agencies/offices have varying degrees of knowledge about the duties and services of other offices. For example, 81% of LFC staff have a high level of knowledge (a score of four or five) about what the LESL does and 74% have a high level of knowledge about the duties and services performed by the LCS. However, less than one-quarter of LFC staff report being knowledgeable about the duties and responsibilities of the House Chief Clerk's Office (23%), Senate Chief Clerk's Office (23%) or the legislative leadership staff (22%).

Among LESL staff, it is observed that 77% have a good deal of knowledge about what the LFC does compared to 44% who are knowledgeable about the LCS and 22% who are knowledgeable about the duties and services of the legislative leadership staff. Interestingly, none of the LESL staff professed to be knowledgeable about the duties and services of either the House or Senate chief clerk's offices.

Between 33% and 41% of LCS staff report being knowledgeable about the duties and services of the other legislative agencies/offices.

All of the House Chief Clerk's Office and Senate Chief Clerk's Office staff report being knowledgeable about their respective counterparts and LCS staff, though only 40% are highly knowledgeable about the LESL.

The large majority of legislative leadership staff have high levels of knowledge about the LCS (88%), House Chief Clerk's Office (88%) and LFC (77%), as well as the Senate Chief Clerk's Office (65%) and LESL (59%).

Overall, these results indicate there are opportunities to educate staff members on the duties and functions of some of the other agencies/offices. For example, many LFC staff do not appear to have a great deal of knowledge about the chief clerk’s offices and legislative leadership staff. Furthermore, the majority of LCS staff do not have a high level of knowledge about the duties and functions of any of the other agencies/offices that were measured.

It is important to note that in the comment section of the survey relating to training, several staff members mentioned the need for more training, which could benefit both staff members and their ability to assist legislators.

“I would benefit from better understanding of LCS, LFC, and LESC, and other resources offered within the capitol to support in my understanding of how these departments can support the Legislators and improve collaboration with these departments.”

It is not surprising that some staff do not have a high level of awareness of the duties and services of some of the other agencies/office given that many simply do not have frequent interactions with other offices/agencies. For example, over four-fifths of LFC staff say they have five or fewer interactions with the House and Senate chief clerk’s offices (89%) and the legislative leadership staff (82%). Among LCS staff, 63% or more say they have five or fewer monthly interactions with any of the other agencies/offices [not shown on these tables].

TIME SPENT ON 10 SPECIFIC TASKS

AVERAGE NUMBER OF HOURS PER WEEK SPENT ON VARIOUS TASKS		
TOTAL SAMPLE (N=113)		
TASKS PERFORMED DURING INTERIM	AVERAGE NUMBER OF HOURS SPENT DURING INTERIM	MEDIAN NUMBER OF HOURS SPENT DURING INTERIM
ADMINISTRATIVE WORK (WRITING/READING EMAILS/SCHEDULING MEETINGS)	11.5 HOURS	8 HOURS
CONDUCTING RESEARCH AND/OR ANALYSIS	10.1 HOURS	8 HOURS
COLLABORATING WITH COLLEAGUES	9.8 HOURS	5 HOURS
STAYING INFORMED ABOUT CURRENT EVENTS & ISSUES IMPACTING THE STATE	5.7 HOURS	5 HOURS
ATTENDING INTERIM COMMITTEE HEARINGS	3.9 HOURS	2 HOURS
RESPONDING TO QUESTIONS FROM LEGISLATORS	3.8 HOURS	2 HOURS
COLLABORATING WITH CONSTITUENTS, ORGANIZATIONS AND BUSINESSES	3.1 HOURS	1 HOURS
REVIEWING, DRAFTING AND/OR ANALYZING BILLS AND AMENDMENTS	3.0 HOURS	.2 HOURS
RESPONDING TO CONSTITUENT CONCERNS	2.6 HOURS	.5 HOURS
ATTENDING/PARTICIPATING IN PUBLIC COMMUNITY EVENTS	1.2 HOURS	.1 HOURS

Shown above are the mean and median number of hours staff members say they spend per week during the interim on various tasks. On average, the most time-consuming task is administrative work (11.5 hours/week), followed by conducting research/analysis (10.1 hours/week) and collaborating with colleagues (9.8 hours/week).

On average, legislative staff spends approximately four to six hours per week staying informed about current events and issues impacting the state (5.7 hours/week), attending interim committee hearings (3.9 hours/week) and responding to questions from legislators (3.8 hours/week).

Legislative staff spends an average of three hours or less collaborating with constituents, organizations and businesses (3.1 hours/week); reviewing, drafting and/or analyzing bills and amendments (3.0 hours/week); responding to constituent concerns (2.6 hours/week); and attending and participating in public community events (1.2 hours/week).

DIFFERENCES IN WORKLOAD BY VARIOUS LEGISLATIVE AGENCIES/OFFICES

- Staff from *all* legislative agencies/offices spend a significant amount of time on *administrative work*, particularly the House and Senate chief clerks' offices.
- LESC staff are much more likely than other legislative agencies/offices to *attend and participate in public/community events*.
- The House and Senate chief clerks' office staff spend a significant amount of time *responding to constituent concerns* and *collaborating with district constituents, organizations and businesses*.
- LESC and LFC staff spend a significant amount of time *conducting research and/or analysis* and *attending interim committee hearings*. Staff from legislative leadership offices also spend significant time *attending interim committee hearings*.
- LCS and legislative leadership office staff spend a significant amount of time *reviewing, drafting and/or analyzing bills and amendments*.
- The House and Senate chief clerks' office staff and the legislative leadership office staff spend a significant amount of time *responding to questions from legislators*.

OTHER WORK-RELATED ISSUES

It should also be noted that over one-third (37%) of staff members **perform tasks outside of their regular job duties and responsibilities** either *frequently* (26%) or *very frequently* (11%), while 34% say they *sometimes* do so. LFC and legislative leadership office staff are more likely to perform tasks outside of their regular job duties.

Eighty-four percent of legislative staff members report that the **tasks they do on a regular basis change during the legislative session**.

Further, more than 1 in 10 (13%) legislative staff report that more than 20% of their **work is conducted outside of the traditional work hours** of 8 a.m. to 5 p.m. Staff employed by the LFC, LCS and legislative leadership offices are more likely to work outside of traditional work hours.

INTERACTIONS WITH INDIVIDUAL LEGISLATORS AND STAKEHOLDER GROUPS

Approximately two-thirds (65%) of staff members say they **work directly with individual legislators** during the interim. This is much more common with legislative leadership staff (100%), House Chief Clerk's Office staff (100%) and LESC (78%) staff compared to the Senate Chief Clerk's Office staff (60%), LFC (56%) and LCS (54%).

Just under half of staff members (47%) say they have **interactions with external stakeholders** such as advocacy groups, lobbyists, constituents and community groups during the interim, either *frequently* (26%) or *very frequently* (21%). One in five staff members say they *sometimes* have interactions with external stakeholders, while 1 in 3 say they either *rarely* (17%) or *never* (16%) do so.

The House Chief Clerk's Office staff (60%) is much more likely than others (particularly LCS, at 11%) to say they interact with external stakeholders *very frequently*. The majority of LCS members (57%) *rarely* or *never* interact with external stakeholders.

TRAINING AND MENTORSHIPS

Approximately 7 in 10 staff members (69%) report having **received ethics training** to enhance their ability to distinguish between partisan and non-partisan work activities. LFC (93%) and House Chief Clerk's Office staff (100%) are more likely than others to say they received ethics training.

The large majority (68%) of those who have received ethics training feel it was effective, with 27% who say it was *very effective*. Relatively few respondents (7%) believe the ethics training was ineffective, while 21% have neutral or mixed feelings about its effectiveness.

On a related note, 91% of staff members say they are **aware of specific policies in place** to ensure they and other staff members do not engage in partisan work on behalf of any legislator.

The plurality of staff (46%) feels the **mentorship programs** offered to them are sufficient, compared to 12% who feel they are *not* sufficient and 18% who are unsure. Approximately one-quarter of staff (23%) say they have not had any mentorship opportunities.

Over three-fifths (63%) of staff say they could **benefit from additional training** in general. House Chief Clerk's Office staff (80%) and Senate Chief Clerk's Office staff (100%) are more likely than legislative staff in other agencies to say they could benefit from additional training.

When asked more specifically, approximately two-thirds (65%) of staffers feel receiving **additional training in technology skills** would be helpful in order to perform their job more effectively.

SUMMARY OF RESULTS

RESEARCH
& POLLING
INC



SUMMARY OF RESULTS

AVERAGE MONTHLY INTERACTIONS WITH VARIOUS AGENCIES/OFFICES						
	NONE	1-5	6-10	11-19	20 OR MORE	WON'T SAY
LCS	15%	34%	19%	16%	15%	0%
LFC	23%	35%	12%	10%	19%	1%
LEGISLATIVE LEADERSHIP STAFF	23%	42%	18%	6%	9%	2%
LESC	39%	32%	12%	5%	7%	6%
HOUSE CHIEF CLERK'S OFFICE	44%	25%	13%	3%	11%	4%
SENATE CHIEF CLERK'S OFFICE	44%	25%	13%	6%	6%	6%

Staff members were asked how many interactions they have with agencies/offices (**outside of their own**) in a typical month during the interim period. Overall, 85% of legislative staff members surveyed say they have interactions with **LCS** on a monthly basis, as 34% report having one to five interactions with LCS per month, while 19% have 6 to 10 interactions and 31% have 11 or more interactions.

Approximately three-quarters (76%) of legislative staff interact with **LFC monthly**, with 35% having one to five interactions per month, 22% having between 6 and 19 interactions and 19% having 20 or more interactions.

Three-quarters (75%) of legislative staff also interact with the **legislative leadership staff** monthly, with 42% having one to five interactions per month, 18% having between 6 and 10 interactions and 15% having 11 or more interactions.

The majority (56%) of legislative staff members report having interactions with **LESC monthly**, with 32% having one to five interactions per month, while 12% have 6 to 10 interactions and 12% have 11 or more interactions.

Staff have similar levels of interaction with the **House** and **Senate chief clerks' offices**, as 25% say they have one to five interactions monthly, and 13% have 6 to 10 interactions per month. Eleven percent of staff say they have 20 or more monthly interactions with the **House Chief Clerk's Office** compared to 6% who have 20 or more interactions per month with the **Senate Chief Clerk's Office**.

KNOWLEDGE LEVEL OF DUTIES AND SERVICES OFFERED BY AGENCIES/ OFFICES OUTSIDE OF THEIR OWN							
	VERY KNOWLEDGEABLE 5	4	3	2	NOT KNOWLEDGEABLE AT ALL 1	WON'T SAY	MEAN†
LCS	51%	28%	18%	3%	0%	0%	4.3
LFC	31%	24%	21%	15%	0%	8%	3.8
LESC	31%	20%	20%	19%	0%	10%	3.7
HOUSE CHIEF CLERK'S OFFICE	22%	20%	26%	18%	0%	14%	3.5
SENATE CHIEF CLERK'S OFFICE	20%	18%	28%	18%	0%	17%	3.5
LEGISLATIVE LEADERSHIP STAFF	18%	19%	31%	18%	0%	15%	3.4

† THE MEAN SCORE IS DERIVED BY TAKING THE AVERAGE SCORE BASED ON THE 5-POINT SCALE. THE VERY KNOWLEDGEABLE RESPONSE IS ASSIGNED A VALUE OF 5; THE NOT KNOWLEDGEABLE AT ALL RESPONSE IS ASSIGNED A VALUE OF 1. THE DON'T KNOW/WON'T SAY RESPONSES ARE EXCLUDED FROM THE CALCULATION OF THE MEAN.

Staff members were asked to **rate their level of knowledge about duties and services in agencies/office (outside of their own)** based on a five-point scale where a score of five is *very knowledgeable* and a score of one is *not knowledgeable at all*.

Overall, legislative staff members are most knowledgeable about the **LCS**, with 79% reporting being knowledgeable as indicated by a score of four or five (51% report being *very knowledgeable*). Just 3% report a low level of knowledge of LCS as indicated by a score of one or two.

The majority (55%) of legislative staff report being knowledgeable of the duties and services of **LFC** (31% are *very knowledgeable*), though 21% are have mixed feelings (a score of three) and 15% report low levels of knowledge.

Approximately half (51%) of legislative staff report being knowledgeable of the duties and services of the **LESC** (31% are *very knowledgeable*), while 20% have mixed feelings and another 19% report low levels of knowledge. It should be noted that 70% of LFC staff say they are *very knowledgeable* about the LESC compared to just 9% of LCS staff. Further, among those who work on site in Santa Fe, 42% say they are *very knowledgeable* of the duties and services of the **LESC**.

Just over two-fifths (42%) of staff members report being knowledgeable of the duties and services of the **House Chief Clerk's Office** (22% are *very knowledgeable*), while 26% have mixed feelings and 18% report low levels of knowledge. Fourteen percent of the respondents did not offer an opinion.

Similar results are observed for the **Senate Chief Clerk's Office**, as 38% are knowledgeable, 28% have mixed feelings and 18% have relatively low levels of knowledge.

Finally, 37% report being knowledgeable about the duties and services of the **legislative leadership staff**, though just 18% are *very knowledgeable*. It should be noted that knowledge levels of the duties and services of the Senate and House chief clerks' offices and legislative leadership staff are higher among staff who say they work with individual legislators during the interim.

AVERAGE NUMBER OF HOURS PER WEEK SPENT ON VARIOUS TASKS DURING THE INTERIM:

ADMINISTRATIVE WORK (WRITING/READING EMAILS, SCHEDULING MEETINGS) TOTAL SAMPLE (N=113)							
	TOTAL SAMPLE	LFC	LESC	LCS	HOUSE CHIEF CLERK'S OFFICE	SENATE CHIEF CLERK'S OFFICE	LEGISLATIVE LEADERSHIP STAFF
0-3 HRS.	19%	26%	11%	17%	-	-	18%
4-6 HRS.	21%	15%	44%	17%	60%	20%	24%
7-10 HRS.	28%	48%	22%	26%	-	20%	24%
11-20 HRS.	15%	-	22%	20%	20%	-	24%
MORE THAN 20 HRS.	14%	11%	-	15%	20%	40%	12%
WON'T SAY	3%	-	-	4%	-	20%	-
MEAN AVG HRS.	11.5	9.9	8.8	11.9	14.2	18.3	11.8
MEDIAN AVG HRS.	8	8	6	10	6	19	8

ATTENDING/PARTICIPATING IN PUBLIC COMMUNITY EVENTS TOTAL SAMPLE (N=113)							
	TOTAL SAMPLE	LFC	LESC	LCS	HOUSE CHIEF CLERK'S OFFICE	SENATE CHIEF CLERK'S OFFICE	LEGISLATIVE LEADERSHIP STAFF
0-3 HRS.	84%	93%	33%	91%	100%	60%	76%
4-6 HRS.	10%	7%	44%	4%	-	20%	12%
7-10 HRS.	1%	-	-	-	-	-	6%
11-20 HRS.	3%	-	22%	-	-	-	6%
MORE THAN 20 HRS.	-	-	-	-	-	-	-
WON'T SAY	3%	-	-	4%	-	20%	-
MEAN AVG HRS.	1.2	0.9	5.6	0.3	0.1	1.8	2.1
MEDIAN AVG HRS.	0	0	4	0	0	1	0

Staff members were asked how many hours they spend each week during the interim performing various activities. As shown above on the left, 14% say they spend more than 20 hours per week performing **administrative work**, while 15% spend 11 to 20 hours doing so, 28% spend 7 to 10 hours and 21% spend four to six hours. Approximately one-fifth (19%) spend three hours or less performing administrative work. On average, staff members spend 11.5 hours performing administrative work and a median of eight hours.

The House and Senate chief clerk's staff tend to spend more hours performing administrative work than staff at other agencies/offices.

The vast majority of staff members (84%) say they spend three hours per week or less **attending and participating in public community events**, while 10% spend between four to six hours doing so. Just 4% say they spend seven hours or more attending and participating in public community events per week. On average, staff members spend an average of just 1.2 hours per week attending and participating in public community events, though LESL staff spend an average of 5.6 hours participating in such events.

AVERAGE NUMBER OF HOURS PER WEEK SPENT ON VARIOUS TASKS DURING THE INTERIM:

RESPONDING TO CONSTITUENT CONCERNS							
TOTAL SAMPLE (N=113)							
	TOTAL SAMPLE	LFC	LESC	LCS	HOUSE CHIEF CLERK'S OFFICE	SENATE CHIEF CLERK'S OFFICE	LEGISLATIVE LEADERSHIP STAFF
0-3 HRS.	81%	100%	89%	93%	-	20%	53%
4-6 HRS.	6%	-	11%	-	40%	20%	18%
7-10 HRS.	4%	-	-	-	-	20%	18%
11-20 HRS.	3%	-	-	2%	20%	-	6%
MORE THAN 20 HRS.	4%	-	-	-	40%	20%	6%
WON'T SAY	3%	-	-	4%	-	20%	-
MEAN AVG HRS.	2.6	0.4	1.6	0.7	16.4	11.3	5.8
MEDIAN AVG HRS.	0	0	1	0	12	8	3

COLLABORATING WITH DISTRICT CONSTITUENTS, ORGANIZATIONS AND BUSINESSES							
TOTAL SAMPLE (N=113)							
	TOTAL SAMPLE	LFC	LESC	LCS	HOUSE CHIEF CLERK'S OFFICE	SENATE CHIEF CLERK'S OFFICE	LEGISLATIVE LEADERSHIP STAFF
0-3 HRS.	70%	70%	22%	87%	20%	40%	65%
4-6 HRS.	14%	15%	56%	4%	60%	-	12%
7-10 HRS.	9%	15%	11%	2%	-	20%	18%
11-20 HRS.	2%	-	11%	-	-	-	6%
MORE THAN 20 HRS.	3%	-	-	2%	20%	20%	-
WON'T SAY	3%	-	-	4%	-	20%	-
MEAN AVG HRS.	3.1	2.7	6.4	1.5	10.2	9.0	3.8
MEDIAN AVG HRS.	1	2	5	0	5	6	2

Approximately four-fifths (81%) of staff members report spending three hours or less **responding to constituent concerns**, though 10% spend between 4 and 10 hours doing so, and 7% spend 11 or more hours. On average, staff spend 2.6 hours per week responding to constituent concerns, though staff in the House Chief Clerk’s Office spend an average of 16.4 hours and staff in the Senate Chief Clerk’s Office spend an average of 11.3 hours.

Seven in ten staff members spend three hours or less **collaborating with district constituents, organizations and businesses**, while 14% spend between four and six hours doing so, and 9% spend 7 to 10 hours collaborating in this manner. On average, staff members spend 3.1 hours collaborating with district constituents, organizations and businesses, though the median is only one hour.

Staff from the House and Senate chief clerks’ offices spend more time responding to constituent concerns and collaborating with district constituents, organizations and businesses than do staff from other offices/agencies.

AVERAGE NUMBER OF HOURS PER WEEK SPENT ON VARIOUS TASKS DURING THE INTERIM:

CONDUCTING RESEARCH AND/OR ANALYSIS							
TOTAL SAMPLE (N=113)							
	TOTAL SAMPLE	LFC	LESC	LCS	HOUSE CHIEF CLERK'S OFFICE	SENATE CHIEF CLERK'S OFFICE	LEGISLATIVE LEADERSHIP STAFF
0-3 HRS.	34%	11%	22%	48%	40%	40%	24%
4-6 HRS.	11%	7%	-	9%	40%	20%	18%
7-10 HRS.	24%	33%	11%	24%	20%	-	24%
11-20 HRS.	15%	19%	44%	11%	-	-	18%
MORE THAN 20 HRS.	14%	30%	22%	4%	-	20%	18%
WON'T SAY	3%	-	-	4%	-	20%	-
MEAN AVG HRS.	10.1	15.5	16.6	6.1	4.6	11.5	11.4
MEDIAN AVG HRS.	8	10	15	4	5	3	8

STAYING INFORMED ABOUT CURRENT EVENTS & ISSUES IMPACTING THE STATE							
TOTAL SAMPLE (N=113)							
	TOTAL SAMPLE	LFC	LESC	LCS	HOUSE CHIEF CLERK'S OFFICE	SENATE CHIEF CLERK'S OFFICE	LEGISLATIVE LEADERSHIP STAFF
0-3 HRS.	41%	30%	22%	59%	40%	40%	24%
4-6 HRS.	34%	48%	56%	20%	40%	-	41%
7-10 HRS.	17%	22%	11%	13%	-	20%	24%
11-20 HRS.	3%	-	11%	-	20%	20%	-
MORE THAN 20 HRS.	4%	-	-	4%	-	-	12%
WON'T SAY	3%	-	-	4%	-	20%	-
MEAN AVG HRS.	5.7	4.6	5.6	4.8	7.0	8.3	9.1
MEDIAN AVG HRS.	5	5	5	3	5	6	5

Fourteen percent of staff members say they spend more than 20 hours per week **conducting research and/or analysis**, while 15% spend 11 to 20 hours doing so, 24% spend 7 to 10 hours and 11% spend four to six hours. On average, staff members spend 10.1 hours per week conducting research/analysis with a median of eight hours per week.

LESC and LFC staff report spending more time conducting research/analysis than do other staff members.

Approximately two-fifths (41%) of staff members indicate that they spend three hours or less per week **staying informed about current events and issues impacting the state**, while 34% spend four to six hours doing so, 17% spend 7 to 10 hours and 7% spend 11 hours or more. On average, staff members spend 5.7 hours staying informed about current events and issues impacting the state, with a median of five hours.

AVERAGE NUMBER OF HOURS PER WEEK SPENT ON VARIOUS TASKS DURING THE INTERIM:

COLLABORATING WITH COLLEAGUES							
TOTAL SAMPLE (N=113)							
	TOTAL SAMPLE	LFC	LESC	LCS	HOUSE CHIEF CLERK'S OFFICE	SENATE CHIEF CLERK'S OFFICE	LEGISLATIVE LEADERSHIP STAFF
0-3 HRS.	29%	26%	-	39%	20%	20%	29%
4-6 HRS.	28%	30%	56%	24%	20%	20%	29%
7-10 HRS.	18%	26%	22%	20%	-	-	12%
11-20 HRS.	9%	11%	11%	2%	40%	40%	6%
MORE THAN 20 HRS.	13%	7%	11%	11%	20%	-	24%
WON'T SAY	3%	-	-	4%	-	20%	-
MEAN AVG HRS.	9.8	9.0	11.7	8.2	15.5	9.0	11.7
MEDIAN AVG HRS.	5	5	5	5	12	9	5

ATTENDING INTERIM COMMITTEE HEARINGS							
TOTAL SAMPLE (N=113)							
	TOTAL SAMPLE	LFC	LESC	LCS	HOUSE CHIEF CLERK'S OFFICE	SENATE CHIEF CLERK'S OFFICE	LEGISLATIVE LEADERSHIP STAFF
0-3 HRS.	57%	52%	56%	63%	100%	60%	29%
4-6 HRS.	18%	19%	22%	15%	-	-	29%
7-10 HRS.	15%	26%	-	11%	-	-	29%
11-20 HRS.	5%	-	11%	4%	-	20%	12%
MORE THAN 20 HRS.	2%	4%	11%	-	-	-	-
WON'T SAY	4%	-	-	4%	-	20%	-
MEAN AVG HRS.	3.9	4.8	6.4	2.9	0.2	3.3	5.8
MEDIAN AVG HRS.	2	3	3	0	0	1	5

Over one-fifth (22%) of staff members report they spend 11 or more hours per week **collaborating with colleagues**, while 18% spend 7 to 10 hours and 28% spend four to six hours. Three in ten (29%) say they spend three hours or less per week collaborating with colleagues. On average, staff members spend 9.8 hours collaborating with colleagues, with a median of five hours.

The majority of staff members (57%) spend three hours or less **attending interim committee hearings**, while 18% spend four to six hours and 15% spend between 7 and 10 hours doing so. Seven percent of staff members spend 11 hours or more per week attending interim committee hearings. On average, staff members spend 3.9 hours attending interim committee hearings, with a median of two hours attending the hearings.

LESC and legislative leadership staff tend to spend more time attending interim committee hearings than do other staff members.

AVERAGE NUMBER OF HOURS PER WEEK SPENT ON VARIOUS TASKS DURING THE INTERIM:

REVIEWING, DRAFTING AND/OR ANALYZING BILLS AND AMENDMENTS							
TOTAL SAMPLE (N=113)							
	TOTAL SAMPLE	LFC	LESC	LCS	HOUSE CHIEF CLERK'S OFFICE	SENATE CHIEF CLERK'S OFFICE	LEGISLATIVE LEADERSHIP STAFF
0-3 HRS.	76%	81%	89%	65%	100%	80%	76%
4-6 HRS.	7%	15%	11%	4%	-	-	6%
7-10 HRS.	7%	-	-	15%	-	-	6%
11-20 HRS.	4%	4%	-	9%	-	-	-
MORE THAN 20 HRS.	3%	-	-	2%	-	-	12%
WON'T SAY	3%	-	-	4%	-	20%	-
MEAN AVG HRS.	3.0	1.4	1.1	4.1	0.0	0.8	5.4
MEDIAN AVG HRS.	0	0	1	0	0	0	2

RESPONDING TO QUESTIONS FROM LEGISLATORS							
TOTAL SAMPLE (N=113)							
	TOTAL SAMPLE	LFC	LESC	LCS	HOUSE CHIEF CLERK'S OFFICE	SENATE CHIEF CLERK'S OFFICE	LEGISLATIVE LEADERSHIP STAFF
0-3 HRS.	65%	85%	89%	61%	40%	40%	35%
4-6 HRS.	19%	15%	11%	17%	40%	-	41%
7-10 HRS.	5%	-	-	11%	-	-	6%
11-20 HRS.	5%	-	-	7%	-	20%	12%
MORE THAN 20 HRS.	3%	-	-	-	20%	20%	6%
WON'T SAY	3%	-	-	4%	-	20%	-
MEAN AVG HRS.	3.8	1.3	1.6	3.3	8.5	10.8	7.5
MEDIAN AVG HRS.	2	1	2	2	4	9	5

Approximately three-quarters (76%) of staff members spend three hours or less per week **reviewing, drafting and/or analyzing bills and amendments** during the interim, while 7% spend four to six hours and another 7% spend between 7 and 10 hours doing so. Seven percent of staff members spend 11 hours or more reviewing, drafting and/or analyzing bills and amendments. On average, staff members spend three hours reviewing, drafting and/or analyzing bills and amendments.

On average, LCS and legislative leadership staff spend more time reviewing, drafting and/or analyzing bills and amendments than do staff from other offices/agencies.

Approximately two-thirds (65%) of staff members spend three hours or less per week **responding to questions from legislators**, while 19% spend four to six hours and another 5% spend 7 to 10 hours. Eight percent of staff members spend 11 hours or more per week responding to legislators. On average, staff members spend an average of 3.8 hours responding to questions from legislators, with a median of two hours.

Senate and House chief clerks' office staff spend more time per week — an average of 10.8 hours and 8.5 hours, respectively — responding to questions from legislators compared to an average of just 1.3 hours per week for LFC staff and 1.6 hours for LESL staff.

DO YOUR REGULAR TASKS CHANGE DURING THE LEGISLATIVE SESSION?							
TOTAL SAMPLE (N=113)							
	TOTAL SAMPLE	LFC	LESC	LCS	HOUSE CHIEF CLERK'S OFFICE	SENATE CHIEF CLERK'S OFFICE	LEGISLATIVE LEADERSHIP STAFF
YES	84%	78%	89%	80%	100%	100%	94%
NO	12%	11%	-	20%	-	-	6%
I'M NOT SURE	3%	7%	11%	-	-	-	-
WON'T SAY	1%	4%	-	-	-	-	-

Over four-fifths (84%) of staff members report that the **tasks they do on a regular basis change during the legislative session**. Those who work directly with individual legislators during the interim (91%) are more likely to report their tasks change during the session than are those who do not work directly with individual legislators during the interim (71%).

FREQUENCY OF DOING TASKS OUTSIDE OF YOUR REGULAR JOB DUTIES AND RESPONSIBILITIES							
TOTAL SAMPLE (N=113)							
	TOTAL SAMPLE	LFC	LESC	LCS	HOUSE CHIEF CLERK'S OFFICE	SENATE CHIEF CLERK'S OFFICE	LEGISLATIVE LEADERSHIP STAFF
VERY FREQUENTLY	11%	15%	-	9%	-	-	24%
FREQUENTLY	26%	41%	33%	20%	20%	20%	24%
SOMETIMES	34%	15%	33%	39%	60%	60%	24%
RARELY	14%	15%	11%	13%	-	20%	24%
NEVER	10%	7%	22%	11%	-	-	6%
I'M NOT SURE	4%	-	-	7%	20%	-	-
WON'T SAY	3%	7%	-	2%	-	-	-

Over one-third (37%) of staff members say they **perform tasks outside of their regular job duties and responsibilities** either *frequently* (26%) or *very frequently* (11%), while 34% say they *sometimes* do so.

LFC (56%) and legislative leadership staff (48%) are more likely than LCS staff (29%), LESL staff (33%) and staff in both the House and Senate chief clerks' offices (20%) to say they perform tasks outside of their regular job duties either *frequently* or *very frequently*.

PERCENTAGE OF WORK CONDUCTED OUTSIDE OF TRADITIONAL WORK HOURS DURING THE INTERIM PERIOD							
TOTAL RESPONSES (N=113)							
	TOTAL SAMPLE	LFC	LESC	LCS	HOUSE CHIEF CLERK'S OFFICE	SENATE CHIEF CLERK'S OFFICE	LEGISLATIVE LEADERSHIP STAFF
0%	17%	11%	11%	26%	20%	20%	-
1% - 5%	20%	19%	33%	17%	20%	20%	18%
6% - 10%	30%	33%	33%	26%	40%	40%	35%
11% - 20%	15%	11%	11%	11%	20%	-	35%
MORE THAN 20%	13%	19%	11%	15%	-	-	12%
WON'T SAY	4%	7%	-	4%	-	20%	-
MEAN	12.0%	14.5%	9.3%	12.1%	7.4%	6.3%	14.2%
MEDIAN	10%	10%	10%	9%	10%	8%	10%

Staff members were asked what **percentage of their work during interim (if any) is conducted outside the traditional work hours** of 8 a.m. to 5 p.m. Overall, 17% of legislative staff say *none* of their work is conducted outside of traditional work hours, while one-fifth (20%) say between 1% and 5% of their work is done outside of the traditional working hours, and 3 in 10 say between 6% and 10% of their work is done outside of traditional working hours.

Over one-quarter (28%) of staff members report that 11% or more of their work is conducted outside of normal working hours.

On average, legislative staff report that 12% of their work is conducted outside of traditional work hours, with a median of 10% of their work being conducted outside of traditional work hours. In other words, half of staff members conduct 10% or more of their work outside of traditional working hours and half of staff members conduct 10% or less of their work outside the traditional hours.

Do You Oversee or Manage Staff?							
TOTAL SAMPLE (N=113)							
	TOTAL SAMPLE	LFC	LESC	LCS	HOUSE CHIEF CLERK'S OFFICE	SENATE CHIEF CLERK'S OFFICE	LEGISLATIVE LEADERSHIP STAFF
YES	35%	26%	22%	37%	60%	20%	41%
NO	65%	74%	78%	63%	40%	80%	59%

ARE STAFF ALLOWED TO ALTERNATE BETWEEN CORE RESPONSIBILITIES AND SERVING LEGISLATORS DURING THE INTERIM?							
AMONG THOSE WHO MANAGE STAFF							
TOTAL RESPONSES (N=39)							
	TOTAL SAMPLE	LFC	LESC	LCS	HOUSE CHIEF CLERK'S OFFICE	SENATE CHIEF CLERK'S OFFICE	LEGISLATIVE LEADERSHIP STAFF
YES	67%	71%	100%	59%	100%	-	86%
NO	23%	14%	-	35%	-	-	14%
I'M NOT SURE	10%	14%	-	6%	-	100%	-

Over one-third (35%) of survey respondents say they **oversee or manage staff**. Those who work directly with individual legislators during the interim (42%) and those in the House Chief Clerk's Office (60%) are more likely than others to say they oversee or manage staff.

Two-thirds (67%) of those who manage or oversee staff report that their staff members are allowed to **alternate between core responsibilities** and serving legislators during the interim.

Do You Work Directly with <i>INDIVIDUAL</i> LEGISLATORS DURING THE INTERIM?							
TOTAL SAMPLE (N=113)							
	TOTAL SAMPLE	LFC	LESC	LCS	HOUSE CHIEF CLERK'S OFFICE	SENATE CHIEF CLERK'S OFFICE	LEGISLATIVE LEADERSHIP STAFF
YES	65%	56%	78%	54%	100%	60%	100%
NO	34%	41%	22%	46%	-	40%	-
WON'T SAY	1%	4%	-	-	-	-	-

FREQUENCY OF INTERACTIONS WITH EXTERNAL STAKEHOLDERS DURING THE INTERIM							
TOTAL SAMPLE (N=113)							
	TOTAL SAMPLE	LFC	LESC	LCS	HOUSE CHIEF CLERK'S OFFICE	SENATE CHIEF CLERK'S OFFICE	LEGISLATIVE LEADERSHIP STAFF
VERY FREQUENTLY	21%	22%	33%	11%	60%	40%	24%
FREQUENTLY	26%	26%	56%	20%	-	20%	41%
SOMETIMES	20%	33%	-	13%	40%	-	29%
RARELY	17%	19%	-	22%	-	40%	6%
NEVER	16%	-	11%	35%	-	-	-

Approximately two-thirds (65%) of staff members say they **work directly with individual legislators** during the interim. This is much more common with legislative leadership staff (100%), House Chief Clerk's Office staff (100%) and LESC staff (78%) compared to the Senate Chief Clerk's Office staff (60%), LFC staff (56%) and LCS staff (54%).

Just under half of staff members (47%) say they have **interactions with external stakeholders** such as advocacy groups, lobbyists, constituents and community groups during the interim either *frequently* (26%) or *very frequently* (21%). One in five staff members say they *sometimes* have interactions with external stakeholders, while one in three either *rarely* (17%) or *never* (16%) do so.

House Chief Clerk's Office staff members (60%) are much more likely than others (particularly LCS, at 11%) to say they interact with external stakeholders *very frequently*. The majority of LCS staff members (57%) *rarely* or *never* interact with external stakeholders.

WOULD YOU BENEFIT FROM ADDITIONAL TRAINING?							
TOTAL SAMPLE (N=113)							
	TOTAL SAMPLE	LFC	LESC	LCS	HOUSE CHIEF CLERK'S OFFICE	SENATE CHIEF CLERK'S OFFICE	LEGISLATIVE LEADERSHIP STAFF
Yes	63%	44%	67%	70%	80%	100%	65%
No	37%	56%	33%	30%	20%	-	35%

Over three-fifths (63%) of staff say they could **benefit from additional training**. House Chief Clerk's Office staff (80%) and Senate Chief Clerk's Office staff (100%) are more likely than legislative staff in other agencies to say they could benefit from additional training.

When asked (unaided) how they could benefit from more training, a variety of responses were given. A full list of responses can be found starting on page 63. Examples of the comments given include:

"Increased training specific to the duties of a policy analyst, training on how to interact effectively with Legislators, training on how to work with community members outside of special interest groups/lobbyists would all be beneficial."

"Data analytics tools that could make our work more efficient."

"Job satisfaction is closely tied with ongoing professional development, I would greatly appreciate more investment in staff learning, training, and opportunities for professional development."

"Training to learn the roles of the permanent divisions' administrations, their parameters, and how to be included and effectively collaborate with them on administrative matters and projects to accomplish administrative objectives of Leadership; ensuring that staff in Leadership offices reliably receive information; what are the roles and authority of Leadership offices vs. administrations of permanent divisions; what authority does Leadership have over their office budgets and expenditures; how to effectively make expenditures (such as deadlines for making purchases before the end of the fiscal year, whether there will be communications to the ordering party when LCS changes the order, and whether Leadership of one legislative house will be consulted or has authority over the request of another house's Leadership, etc.)."

"IT training would be helpful. As a manager it would be helpful to understand all the complexities of HR."

AWARENESS OF SPECIFIC POLICIES IN PLACE TO ENSURE YOU AND OTHER STAFF MEMBERS DO NOT ENGAGE IN PARTISAN WORK TOTAL SAMPLE (N=113)							
	TOTAL SAMPLE	LFC	LESC	LCS	HOUSE CHIEF CLERK'S OFFICE	SENATE CHIEF CLERK'S OFFICE	LEGISLATIVE LEADERSHIP STAFF
YES	91%	96%	100%	89%	80%	80%	88%
No	9%	4%	-	11%	20%	20%	12%

Ninety-one percent of staff members say they are **aware of specific policies in place** to ensure they and other staff members do not engage in partisan work on behalf of any legislator.

RECEIVED ETHICS TRAINING TO ENHANCE YOUR ABILITY TO DISTINGUISH BETWEEN PARTISAN AND NON-PARTISAN WORK ACTIVITIES							
TOTAL SAMPLE (N=113)							
	TOTAL SAMPLE	LFC	LESC	LCS	HOUSE CHIEF CLERK'S OFFICE	SENATE CHIEF CLERK'S OFFICE	LEGISLATIVE LEADERSHIP STAFF
YES	69%	93%	78%	59%	100%	40%	59%
NO	30%	7%	22%	41%	-	60%	35%
WON'T SAY	1%	-	-	-	-	-	-

EFFECTIVENESS OF ETHICS TRAINING YOU RECEIVED							
AMONG THOSE WHO RECEIVED ETHICS TRAINING							
TOTAL RESPONSES (N=78)							
	TOTAL RESPONSES	LFC	LESC	LCS	HOUSE CHIEF CLERK'S OFFICE	SENATE CHIEF CLERK'S OFFICE	LEGISLATIVE LEADERSHIP STAFF
5 – VERY EFFECTIVE	27%	36%	29%	30%	20%	-	10%
4	41%	44%	43%	37%	40%	50%	30%
3	21%	16%	14%	26%	20%	50%	20%
2	6%	4%	14%	4%	-	-	20%
1 – NOT EFFECTIVE AT ALL	1%	-	-	-	-	-	10%
UNSURE	4%	-	-	4%	20%	-	10%
MEANT†	3.9	4.1	3.9	4.0	4.0	3.5	3.1

Approximately 7 in 10 staff members (69%) report having **received ethics training** to enhance their ability to distinguish between partisan and non-partisan work activities. LFC (93%) and House Chief Clerk’s Office staff (100%) are more likely than others to say they received ethics training.

Those who have received ethics training were asked to **rate the effectiveness of the training** based on a five-point scale where a score of five is *very effective* and a score of one is *not effective at all*. The large majority (68%) of those who have received ethics training feel it was effective, indicated by a score of four or five, with 27% who say it was *very effective*. Relatively few respondents (7%) believe the ethics training was ineffective (a score of one or two), while 21% have neutral or mixed feelings about its effectiveness (a score of three).

ARE MENTORSHIPS OPPORTUNITIES THAT ARE PRESENTED SUFFICIENT?							
TOTAL SAMPLE (N=113)							
	TOTAL SAMPLE	LFC	LESC	LCS	HOUSE CHIEF CLERK'S OFFICE	SENATE CHIEF CLERK'S OFFICE	LEGISLATIVE LEADERSHIP STAFF
YES	46%	74%	22%	39%	40%	60%	41%
NO	12%	15%	-	15%	-	20%	6%
UNSURE	18%	4%	56%	20%	20%	-	24%
I HAVE NOT HAD ANY MENTORSHIP OPPORTUNITIES	23%	7%	22%	26%	40%	20%	29%
WON'T SAY	1%	-	-	-	-	-	-

The plurality of staff (46%) feels the **mentorship programs** offered to them are sufficient, compared to 12% who feel they are not sufficient and 18% who are unsure. Approximately one-quarter of staff (23%) say they have not had any mentorship opportunities. LFC (74%) and Senate Chief Clerk's Office staff (60%) are more likely than others to feel the mentorship programs offered to them are sufficient.

HOW WELL DO YOU STAY CURRENT WITH TECHNOLOGY AND RELATED SKILLS TO PERFORM YOUR JOB MORE EFFECTIVELY?							
TOTAL SAMPLE (N=113)							
	TOTAL SAMPLE	LFC	LESC	LCS	HOUSE CHIEF CLERK'S OFFICE	SENATE CHIEF CLERK'S OFFICE	LEGISLATIVE LEADERSHIP STAFF
5 – VERY WELL	39%	52%	56%	30%	60%	40%	24%
4	30%	15%	22%	30%	40%	60%	47%
3	24%	30%	22%	28%	-	-	18%
2	2%	-	-	4%	-	-	-
1 – NOT WELL AT ALL	4%	4%	-	4%	-	-	6%
UNSURE	2%	-	-	2%	-	-	6%
MEAN†	4.0	4.1	4.3	3.8	4.6	4.4	3.9

† THE MEAN SCORE IS DERIVED BY TAKING THE AVERAGE SCORE BASED ON THE 5-POINT SCALE. THE VERY WELL RESPONSE IS ASSIGNED A VALUE OF 5; THE NOT WELL AT ALL RESPONSE IS ASSIGNED A VALUE OF 1. THE DON'T KNOW/WON'T SAY RESPONSES ARE EXCLUDED FROM THE CALCULATION OF THE MEAN.

Staff members were asked to **rate how well they stay current with technology** (e.g., hardware, software and apps) and related skills using a five-point scale where a score of five is *very well* and a score of one is *not well at all*. Approximately 7 in 10 (69%) feel they are doing a good job of staying current with technology as indicated by a score of four or five (39% say they do *very well*). Just 6% do not feel they are doing a good job of staying current with technology (a score of one or two), while 24% give a mixed rating of three.

It should be noted that staff members under the age of 30 (56%) are twice as likely as those aged 50 and over (28%) to feel they are doing *very well* in keeping up with technology.

Furthermore, approximately two-thirds (65%) of staffers feel receiving additional training in technology skills would be helpful in order to perform their job more effectively. Of note, 100% of Senate Chief Clerk's Office staff members feel receiving additional training in technology skills would be helpful.

WOULD ADDITIONAL TRAINING IN TECHNOLOGY SKILLS BE HELPFUL IN PERFORMING YOUR JOB MORE EFFECTIVELY?							
TOTAL SAMPLE (N=113)							
	TOTAL SAMPLE	LFC	LESC	LCS	HOUSE CHIEF CLERK'S OFFICE	SENATE CHIEF CLERK'S OFFICE	LEGISLATIVE LEADERSHIP STAFF
YES	65%	59%	67%	67%	40%	100%	65%
No	22%	22%	22%	22%	40%	-	24%
UNSURE	12%	19%	11%	11%	20%	-	12%

DATA TABLES

RESEARCH
& POLLING
INC



AVERAGE MONTHLY INTERACTIONS WITH VARIOUS AGENCIES/OFFICES: LFC

QUESTION 2: DURING THE INTERIM, ON AVERAGE, IN A TYPICAL MONTH, HOW MANY INTERACTIONS DO YOU HAVE WITH THE FOLLOWING AGENCIES/OFFICES: LFC

	TOTAL RESPONSES (N=86)	WHAT AGENCY/OFFICE DO YOU WORK FOR?						DO YOU OVERSEE OR MANAGE STAFF?		DO YOU WORK DIRECTLY WITH INDIVIDUAL LEGISLATORS DURING THE INTERIM?		WORK LOCATION		
		LFC	LESC	LCS	HOUSE CHIEF CLERK'S OFFICE	SENATE CHIEF CLERK'S OFFICE	LEGISLATIVE LEADERSHIP STAFF	Yes	No	Yes	No	ON SITE IN SANTA FE	OFFSITE	PART-TIME IN SANTA FE, PART-TIME OFFSITE
NONE	23%	-	-	33%	40%	20%	12%	13%	30%	10%	52%	22%	43%	21%
1-5	35%	-	22%	37%	40%	60%	35%	31%	37%	37%	30%	33%	43%	35%
6-10	12%	-	11%	7%	-	-	24%	25%	4%	15%	4%	16%	-	9%
11-19	10%	-	33%	7%	20%	-	6%	13%	9%	14%	4%	9%	-	15%
20 OR MORE	19%	-	33%	15%	-	20%	24%	16%	20%	22%	11%	20%	14%	18%
WON'T SAY	1%	-	-	2%	-	-	-	3%	-	2%	-	-	-	3%

	TOTAL RESPONSES (N=86)	TIME IN POSITION				TIME WORKING FOR LEGISLATURE				
		LESS THAN A YEAR	1 TO 3 YEARS	4 TO 9 YEARS	10 YEARS OR LONGER	LESS THAN A YEAR	1 TO 3 YEARS	4 TO 6 YEARS	7 TO 9 YEARS	10 YEARS OR LONGER
NONE	23%	35%	26%	13%	13%	38%	20%	40%	-	22%
1-5	35%	35%	35%	50%	13%	63%	32%	40%	50%	19%
6-10	12%	4%	13%	6%	27%	-	12%	-	20%	19%
11-19	10%	4%	10%	6%	27%	-	12%	-	10%	19%
20 OR MORE	19%	22%	16%	25%	13%	-	24%	20%	20%	19%
WON'T SAY	1%	-	-	-	7%	-	-	-	-	4%

	TOTAL RESPONSES (N=86)	AGE				EDUCATION				
		18 TO 29 YEARS	30 TO 39 YEARS	40 TO 49 YEARS	50 AND OVER	ASSOCIATE DEGREE OR LESS	BACHELOR'S DEGREE/SOME GRADUATE SCHOOL	MASTER'S DEGREE	PROFESSIONAL DEGREE	DOCTORATE
NONE	23%	42%	21%	9%	27%	14%	27%	24%	22%	38%
1-5	35%	33%	42%	32%	33%	41%	50%	14%	44%	13%
6-10	12%	-	11%	9%	17%	5%	8%	14%	33%	13%
11-19	10%	8%	11%	14%	10%	9%	4%	24%	-	13%
20 OR MORE	19%	17%	16%	36%	10%	32%	8%	24%	-	25%
WON'T SAY	1%	-	-	-	3%	-	4%	-	-	-

AVERAGE MONTHLY INTERACTIONS WITH VARIOUS AGENCIES/OFFICES: LESC

QUESTION 3: DURING THE INTERIM, ON AVERAGE, IN A TYPICAL MONTH, HOW MANY INTERACTIONS DO YOU HAVE WITH THE FOLLOWING AGENCIES/OFFICES: LESC

	TOTAL RESPONSES (N=104)	WHAT AGENCY/OFFICE DO YOU WORK FOR?						DO YOU OVERSEE OR MANAGE STAFF?		DO YOU WORK DIRECTLY WITH INDIVIDUAL LEGISLATORS DURING THE INTERIM?		WORK LOCATION		
		LFC	LESC	LCS	HOUSE CHIEF CLERK'S OFFICE	SENATE CHIEF CLERK'S OFFICE	LEGISLATIVE LEADERSHIP STAFF	Yes	No	Yes	No	ON SITE IN SANTA FE	OFFSITE	PART-TIME IN SANTA FE, PART-TIME OFFSITE
NONE	39%	26%	-	50%	40%	40%	41%	22%	49%	34%	50%	30%	86%	48%
1-5	32%	37%	-	24%	60%	60%	35%	46%	24%	33%	31%	39%	14%	21%
6-10	12%	26%	-	2%	-	-	12%	14%	10%	12%	8%	14%	-	9%
11-19	5%	4%	-	7%	-	-	6%	5%	4%	4%	6%	6%	-	3%
20 OR MORE	7%	4%	-	11%	-	-	6%	8%	6%	10%	-	8%	-	6%
WON'T SAY	6%	4%	-	7%	-	-	-	5%	6%	6%	6%	3%	-	12%

	TOTAL RESPONSES (N=104)	TIME IN POSITION				TIME WORKING FOR LEGISLATURE				
		LESS THAN A YEAR	1 TO 3 YEARS	4 TO 9 YEARS	10 YEARS OR LONGER	LESS THAN A YEAR	1 TO 3 YEARS	4 TO 6 YEARS	7 TO 9 YEARS	10 YEARS OR LONGER
NONE	39%	67%	50%	14%	21%	80%	57%	56%	7%	24%
1-5	32%	17%	38%	38%	29%	20%	26%	22%	57%	32%
6-10	12%	8%	6%	14%	21%	-	9%	6%	14%	18%
11-19	5%	-	3%	5%	13%	-	-	6%	-	11%
20 OR MORE	7%	4%	3%	14%	8%	-	4%	6%	14%	8%
WON'T SAY	6%	4%	-	14%	8%	-	4%	6%	7%	8%

	TOTAL RESPONSES (N=104)	AGE				EDUCATION				
		18 TO 29 YEARS	30 TO 39 YEARS	40 TO 49 YEARS	50 AND OVER	ASSOCIATE DEGREE OR LESS	BACHELOR'S DEGREE/ SOME GRADUATE SCHOOL	MASTER'S DEGREE	PROFESSIONAL DEGREE	DOCTORATE
NONE	39%	80%	41%	19%	34%	22%	53%	29%	55%	50%
1-5	32%	13%	30%	41%	34%	39%	23%	32%	45%	25%
6-10	12%	-	19%	11%	13%	4%	13%	21%	-	8%
11-19	5%	-	4%	7%	6%	9%	3%	4%	-	8%
20 OR MORE	7%	7%	4%	15%	3%	13%	3%	11%	-	-
WON'T SAY	6%	-	4%	7%	9%	13%	3%	4%	-	8%

AVERAGE MONTHLY INTERACTIONS WITH VARIOUS AGENCIES/OFFICES: LCS

QUESTION 4: DURING THE INTERIM, ON AVERAGE, IN A TYPICAL MONTH, HOW MANY INTERACTIONS DO YOU HAVE WITH THE FOLLOWING AGENCIES/OFFICES: LCS

	TOTAL RESPONSES (N=67)	WHAT AGENCY/OFFICE DO YOU WORK FOR?						DO YOU OVERSEE OR MANAGE STAFF?		DO YOU WORK DIRECTLY WITH INDIVIDUAL LEGISLATORS DURING THE INTERIM?		WORK LOCATION		
		LFC	LESC	LCS	HOUSE CHIEF CLERK'S OFFICE	SENATE CHIEF CLERK'S OFFICE	LEGISLATIVE LEADERSHIP STAFF	Yes	No	Yes	No	ON SITE IN SANTA FE	OFFSITE	PART-TIME IN SANTA FE, PART-TIME OFFSITE
NONE	15%	30%	11%	-	-	-	6%	9%	18%	8%	35%	17%	-	13%
1-5	34%	44%	56%	-	20%	20%	24%	36%	33%	39%	24%	23%	33%	69%
6-10	19%	22%	11%	-	20%	40%	12%	18%	20%	16%	24%	25%	33%	-
11-19	16%	-	22%	-	20%	20%	29%	18%	16%	18%	12%	21%	-	6%
20 OR MORE	15%	4%	-	-	40%	20%	29%	18%	13%	18%	6%	15%	33%	13%

	TOTAL RESPONSES (N=67)	TIME IN POSITION				TIME WORKING FOR LEGISLATURE				
		LESS THAN A YEAR	1 TO 3 YEARS	4 TO 9 YEARS	10 YEARS OR LONGER	LESS THAN A YEAR	1 TO 3 YEARS	4 TO 6 YEARS	7 TO 9 YEARS	10 YEARS OR LONGER
NONE	15%	13%	13%	21%	15%	25%	12%	10%	27%	10%
1-5	34%	50%	39%	14%	31%	50%	35%	40%	36%	25%
6-10	19%	13%	26%	7%	31%	13%	12%	20%	18%	30%
11-19	16%	13%	9%	36%	15%	13%	18%	20%	9%	20%
20 OR MORE	15%	13%	13%	21%	8%	-	24%	10%	9%	15%

	TOTAL RESPONSES (N=67)	AGE				EDUCATION				
		18 TO 29 YEARS	30 TO 39 YEARS	40 TO 49 YEARS	50 AND OVER	ASSOCIATE DEGREE OR LESS	BACHELOR'S DEGREE/ SOME GRADUATE SCHOOL	MASTER'S DEGREE	PROFESSIONAL DEGREE	DOCTORATE
NONE	15%	14%	24%	13%	7%	-	5%	17%	17%	57%
1-5	34%	57%	33%	38%	14%	27%	47%	42%	-	14%
6-10	19%	7%	29%	25%	14%	18%	16%	21%	17%	29%
11-19	16%	14%	-	13%	43%	27%	21%	8%	33%	-
20 OR MORE	15%	7%	14%	13%	21%	27%	11%	13%	33%	-

AVERAGE MONTHLY INTERACTIONS WITH VARIOUS AGENCIES/OFFICES: HOUSE CHIEF CLERK'S OFFICE

QUESTION 5: DURING THE INTERIM, ON AVERAGE, IN A TYPICAL MONTH, HOW MANY INTERACTIONS DO YOU HAVE WITH THE FOLLOWING AGENCIES/OFFICES: **HOUSE CHIEF CLERK'S OFFICE**

	TOTAL RESPONSES (N=108)	WHAT AGENCY/OFFICE DO YOU WORK FOR?						DO YOU OVERSEE OR MANAGE STAFF?		DO YOU WORK DIRECTLY WITH INDIVIDUAL LEGISLATORS DURING THE INTERIM?		WORK LOCATION		
		LFC	LESC	LCS	HOUSE CHIEF CLERK'S OFFICE	SENATE CHIEF CLERK'S OFFICE	LEGISLATIVE LEADERSHIP STAFF	Yes	No	Yes	No	ON SITE IN SANTA FE	OFFSITE	PART-TIME IN SANTA FE, PART-TIME OFFSITE
NONE	44%	67%	67%	41%	-	20%	24%	31%	51%	35%	63%	38%	86%	47%
1-5	25%	22%	22%	26%	-	40%	24%	19%	28%	29%	18%	27%	-	26%
6-10	13%	4%	-	17%	-	-	18%	22%	8%	14%	11%	13%	-	16%
11-19	3%	-	-	2%	-	20%	-	6%	1%	1%	5%	5%	-	-
20 OR MORE	11%	-	-	11%	-	20%	35%	17%	8%	16%	3%	13%	14%	8%
WON'T SAY	4%	7%	11%	2%	-	-	-	6%	3%	4%	-	5%	-	3%

	TOTAL RESPONSES (N=108)	TIME IN POSITION				TIME WORKING FOR LEGISLATURE				
		LESS THAN A YEAR	1 TO 3 YEARS	4 TO 9 YEARS	10 YEARS OR LONGER	LESS THAN A YEAR	1 TO 3 YEARS	4 TO 6 YEARS	7 TO 9 YEARS	10 YEARS OR LONGER
NONE	44%	52%	50%	38%	35%	70%	46%	53%	44%	33%
1-5	25%	20%	24%	33%	26%	20%	29%	18%	38%	22%
6-10	13%	20%	13%	10%	9%	-	14%	18%	19%	11%
11-19	3%	4%	-	5%	4%	10%	-	-	-	6%
20 OR MORE	11%	4%	8%	14%	17%	-	7%	12%	-	19%
WON'T SAY	4%	-	5%	-	9%	-	4%	-	-	8%

	TOTAL RESPONSES (N=108)	AGE				EDUCATION				
		18 TO 29 YEARS	30 TO 39 YEARS	40 TO 49 YEARS	50 AND OVER	ASSOCIATE DEGREE OR LESS	BACHELOR'S DEGREE/SOME GRADUATE SCHOOL	MASTER'S DEGREE	PROFESSIONAL DEGREE	DOCTORATE
NONE	44%	61%	61%	24%	40%	25%	38%	59%	30%	69%
1-5	25%	6%	29%	38%	23%	33%	28%	16%	30%	23%
6-10	13%	17%	7%	17%	10%	17%	10%	13%	30%	-
11-19	3%	6%	-	-	7%	8%	3%	-	-	-
20 OR MORE	11%	6%	4%	17%	13%	13%	14%	9%	10%	8%
WON'T SAY	4%	6%	-	3%	7%	4%	7%	3%	-	-

AVERAGE MONTHLY INTERACTIONS WITH VARIOUS AGENCIES/OFFICES: SENATE CHIEF CLERK'S OFFICE

QUESTION 6: DURING THE INTERIM, ON AVERAGE, IN A TYPICAL MONTH, HOW MANY INTERACTIONS DO YOU HAVE WITH THE FOLLOWING AGENCIES/OFFICES: **SENATE CHIEF CLERK'S OFFICE**

	TOTAL RESPONSES (N=108)	WHAT AGENCY/OFFICE DO YOU WORK FOR?						DO YOU OVERSEE OR MANAGE STAFF?		DO YOU WORK DIRECTLY WITH INDIVIDUAL LEGISLATORS DURING THE INTERIM?		WORK LOCATION		
		LFC	LESC	LCS	HOUSE CHIEF CLERK'S OFFICE	SENATE CHIEF CLERK'S OFFICE	LEGISLATIVE LEADERSHIP STAFF	Yes	No	Yes	No	ON SITE IN SANTA FE	OFFSITE	PART-TIME IN SANTA FE, PART-TIME OFFSITE
NONE	44%	70%	67%	41%	-	-	24%	29%	53%	34%	67%	37%	50%	57%
1-5	25%	19%	33%	24%	20%	-	35%	21%	27%	30%	17%	25%	50%	22%
6-10	13%	-	-	15%	40%	-	18%	16%	11%	14%	11%	15%	-	11%
11-19	6%	4%	-	4%	20%	-	12%	13%	3%	8%	3%	9%	-	3%
20 OR MORE	6%	-	-	11%	20%	-	-	13%	1%	7%	3%	6%	-	5%
WON'T SAY	6%	7%	-	4%	-	-	12%	8%	4%	7%	-	8%	-	3%

	TOTAL RESPONSES (N=108)	TIME IN POSITION				TIME WORKING FOR LEGISLATURE				
		LESS THAN A YEAR	1 TO 3 YEARS	4 TO 9 YEARS	10 YEARS OR LONGER	LESS THAN A YEAR	1 TO 3 YEARS	4 TO 6 YEARS	7 TO 9 YEARS	10 YEARS OR LONGER
NONE	44%	57%	44%	41%	38%	80%	46%	44%	47%	32%
1-5	25%	13%	31%	36%	17%	-	36%	28%	27%	22%
6-10	13%	22%	13%	9%	8%	10%	11%	22%	13%	11%
11-19	6%	-	5%	14%	8%	-	-	6%	13%	11%
20 OR MORE	6%	-	3%	-	21%	-	-	-	-	16%
WON'T SAY	6%	9%	5%	-	8%	10%	7%	-	-	8%

	TOTAL RESPONSES (N=108)	AGE				EDUCATION				
		18 TO 29 YEARS	30 TO 39 YEARS	40 TO 49 YEARS	50 AND OVER	ASSOCIATE DEGREE OR LESS	BACHELOR'S DEGREE/SOME GRADUATE SCHOOL	MASTER'S DEGREE	PROFESSIONAL DEGREE	DOCTORATE
NONE	44%	65%	67%	25%	32%	13%	46%	58%	36%	75%
1-5	25%	12%	20%	36%	26%	46%	21%	15%	27%	17%
6-10	13%	6%	10%	21%	13%	13%	14%	15%	18%	-
11-19	6%	12%	3%	-	13%	17%	4%	3%	9%	-
20 OR MORE	6%	-	-	11%	10%	13%	4%	3%	-	8%
WON'T SAY	6%	6%	-	7%	6%	-	11%	6%	9%	-

AVERAGE MONTHLY INTERACTIONS WITH VARIOUS AGENCIES/OFFICES: LEGISLATIVE LEADERSHIP STAFF

QUESTION 7: DURING THE INTERIM, ON AVERAGE, IN A TYPICAL MONTH, HOW MANY INTERACTIONS DO YOU HAVE WITH THE FOLLOWING AGENCIES/OFFICES: **LEGISLATIVE LEADERSHIP STAFF**

	TOTAL RESPONSES (N=96)	WHAT AGENCY/OFFICE DO YOU WORK FOR?						DO YOU OVERSEE OR MANAGE STAFF?		DO YOU WORK DIRECTLY WITH INDIVIDUAL LEGISLATORS DURING THE INTERIM?		WORK LOCATION		
		LFC	LESC	LCS	HOUSE CHIEF CLERK'S OFFICE	SENATE CHIEF CLERK'S OFFICE	LEGISLATIVE LEADERSHIP STAFF	Yes	No	Yes	No	ON SITE IN SANTA FE	OFFSITE	PART-TIME IN SANTA FE, PART-TIME OFFSITE
NONE	23%	26%	11%	30%	-	-	-	13%	28%	5%	50%	14%	40%	36%
1-5	42%	56%	56%	33%	-	40%	-	25%	50%	47%	32%	47%	40%	33%
6-10	18%	11%	33%	15%	40%	20%	-	28%	13%	21%	13%	21%	-	15%
11-19	6%	4%	-	9%	20%	-	-	9%	5%	9%	3%	7%	-	6%
20 OR MORE	9%	4%	-	9%	40%	40%	-	22%	3%	16%	-	12%	20%	3%
WON'T SAY	2%	-	-	4%	-	-	-	3%	2%	2%	3%	-	-	6%

	TOTAL RESPONSES (N=96)	TIME IN POSITION				TIME WORKING FOR LEGISLATURE				
		LESS THAN A YEAR	1 TO 3 YEARS	4 TO 9 YEARS	10 YEARS OR LONGER	LESS THAN A YEAR	1 TO 3 YEARS	4 TO 6 YEARS	7 TO 9 YEARS	10 YEARS OR LONGER
NONE	23%	26%	20%	39%	13%	44%	17%	33%	27%	17%
1-5	42%	47%	46%	28%	43%	33%	50%	50%	47%	34%
6-10	18%	16%	17%	22%	17%	11%	21%	17%	7%	23%
11-19	6%	5%	6%	6%	9%	11%	-	-	13%	9%
20 OR MORE	9%	-	11%	6%	13%	-	8%	-	7%	14%
WON'T SAY	2%	5%	-	-	4%	-	4%	-	-	3%

	TOTAL RESPONSES (N=96)	AGE				EDUCATION				
		18 TO 29 YEARS	30 TO 39 YEARS	40 TO 49 YEARS	50 AND OVER	ASSOCIATE DEGREE OR LESS	BACHELOR'S DEGREE/SOME GRADUATE SCHOOL	MASTER'S DEGREE	PROFESSIONAL DEGREE	DOCTORATE
NONE	23%	36%	28%	7%	30%	13%	25%	29%	-	38%
1-5	42%	50%	52%	36%	33%	43%	42%	43%	50%	31%
6-10	18%	7%	8%	29%	22%	22%	21%	18%	13%	8%
11-19	6%	7%	8%	7%	4%	9%	-	11%	13%	-
20 OR MORE	9%	-	4%	18%	7%	9%	8%	-	25%	23%
WON'T SAY	2%	-	-	4%	4%	4%	4%	-	-	-

KNOWLEDGE LEVEL OF DUTIES AND SERVICES OFFERED BY: LFC

QUESTION 8: HOW KNOWLEDGEABLE ARE YOU ABOUT THE DUTIES AND SERVICES OFFERED BY: LFC

	TOTAL RESPONSES (N=86)	WHAT AGENCY/OFFICE DO YOU WORK FOR?						DO YOU OVERSEE OR MANAGE STAFF?		DO YOU WORK DIRECTLY WITH INDIVIDUAL LEGISLATORS DURING THE INTERIM?		WORK LOCATION		
		LFC	LESC	LCS	HOUSE CHIEF CLERK'S OFFICE	SENATE CHIEF CLERK'S OFFICE	LEGISLATIVE LEADERSHIP STAFF	Yes	No	Yes	No	ON SITE IN SANTA FE	OFFSITE	PART-TIME IN SANTA FE, PART-TIME OFFSITE
5 - VERY KNOWLEDGEABLE	31%	-	44%	17%	40%	40%	59%	34%	30%	44%	4%	33%	43%	26%
4	24%	-	33%	24%	-	40%	18%	31%	20%	24%	26%	22%	29%	26%
3	21%	-	11%	28%	-	-	18%	19%	22%	22%	19%	20%	14%	24%
2	15%	-	-	17%	60%	20%	6%	13%	17%	7%	33%	18%	-	15%
1 - NOT KNOWLEDGEABLE AT ALL	-	-	-	-	-	-	-	-	-	-	-	-	-	-
WON'T SAY	8%	-	11%	13%	-	-	-	3%	11%	3%	19%	7%	14%	9%
MEAN †	3.8	0.0	4.4	3.5	3.2	4.0	4.3	3.9	3.7	4.1	3.0	3.8	4.3	3.7

	TOTAL RESPONSES (N=86)	TIME IN POSITION				TIME WORKING FOR LEGISLATURE				
		LESS THAN A YEAR	1 TO 3 YEARS	4 TO 9 YEARS	10 YEARS OR LONGER	LESS THAN A YEAR	1 TO 3 YEARS	4 TO 6 YEARS	7 TO 9 YEARS	10 YEARS OR LONGER
5 - VERY KNOWLEDGEABLE	31%	26%	29%	25%	47%	-	40%	20%	40%	33%
4	24%	13%	23%	44%	27%	13%	16%	20%	30%	37%
3	21%	35%	16%	19%	13%	25%	20%	33%	20%	15%
2	15%	17%	23%	6%	7%	38%	16%	13%	10%	11%
1 - NOT KNOWLEDGEABLE AT ALL	-	-	-	-	-	-	-	-	-	-
WON'T SAY	8%	9%	10%	6%	7%	25%	8%	13%	-	4%
MEAN †	3.8	3.5	3.6	3.9	4.2	2.7	3.9	3.5	4.0	4.0

† THE MEAN SCORE IS DERIVED BY TAKING THE AVERAGE SCORE BASED ON THE 5-POINT SCALE. THE VERY KNOWLEDGEABLE RESPONSE IS ASSIGNED A VALUE OF 5; THE NOT KNOWLEDGEABLE AT ALL RESPONSE IS ASSIGNED A VALUE OF 1. THE DON'T KNOW/WON'T SAY RESPONSES ARE EXCLUDED FROM THE CALCULATION OF THE MEAN.

KNOWLEDGE LEVEL OF DUTIES AND SERVICES OFFERED BY: LFC

QUESTION 8: HOW KNOWLEDGEABLE ARE YOU ABOUT THE DUTIES AND SERVICES OFFERED BY: LFC

	TOTAL RESPONSES (N=86)	AGE				EDUCATION				
		18 TO 29 YEARS	30 TO 39 YEARS	40 TO 49 YEARS	50 AND OVER	ASSOCIATE DEGREE OR LESS	BACHELOR'S DEGREE/ SOME GRADUATE SCHOOL	MASTER'S DEGREE	PROFESSIONAL DEGREE	DOCTORATE
5 - VERY KNOWLEDGEABLE	31%	25%	32%	32%	33%	23%	23%	48%	22%	50%
4	24%	17%	16%	32%	30%	27%	27%	29%	22%	-
3	21%	17%	26%	18%	17%	23%	19%	10%	44%	25%
2	15%	25%	11%	14%	17%	14%	19%	10%	11%	25%
1 - NOT KNOWLEDGEABLE AT ALL	-	-	-	-	-	-	-	-	-	-
WON'T SAY	8%	17%	16%	5%	3%	14%	12%	5%	-	-
MEAN †	3.8	3.5	3.8	3.9	3.8	3.7	3.6	4.2	3.6	3.8

† THE MEAN SCORE IS DERIVED BY TAKING THE AVERAGE SCORE BASED ON THE 5-POINT SCALE. THE VERY KNOWLEDGEABLE RESPONSE IS ASSIGNED A VALUE OF 5; THE NOT KNOWLEDGEABLE AT ALL RESPONSE IS ASSIGNED A VALUE OF 1. THE DON'T KNOW/WON'T SAY RESPONSES ARE EXCLUDED FROM THE CALCULATION OF THE MEAN.

KNOWLEDGE LEVEL OF DUTIES AND SERVICES OFFERED BY: LESC

QUESTION 9: HOW KNOWLEDGEABLE ARE YOU ABOUT THE DUTIES AND SERVICES OFFERED BY: LESC

	TOTAL RESPONSES (N=104)	WHAT AGENCY/OFFICE DO YOU WORK FOR?						DO YOU OVERSEE OR MANAGE STAFF?		DO YOU WORK DIRECTLY WITH INDIVIDUAL LEGISLATORS DURING THE INTERIM?		WORK LOCATION		
		LFC	LESC	LCS	HOUSE CHIEF CLERK'S OFFICE	SENATE CHIEF CLERK'S OFFICE	LEGISLATIVE LEADERSHIP STAFF	Yes	No	Yes	No	ON SITE IN SANTA FE	OFFSITE	PART-TIME IN SANTA FE, PART-TIME OFFSITE
5 - VERY KNOWLEDGEABLE	31%	70%	-	9%	40%	20%	35%	38%	27%	37%	17%	42%	14%	12%
4	20%	11%	-	24%	-	20%	24%	22%	19%	19%	22%	16%	43%	24%
3	20%	15%	-	26%	-	-	18%	16%	22%	21%	19%	16%	14%	30%
2	19%	4%	-	22%	60%	60%	18%	19%	19%	16%	25%	20%	14%	18%
1 - NOT KNOWLEDGEABLE AT ALL	-	-	-	-	-	-	-	-	-	-	-	-	-	-
WON'T SAY	10%	-	-	20%	-	-	6%	5%	12%	6%	17%	6%	14%	15%
MEAN †	3.7	4.5	0.0	3.2	3.2	3.0	3.8	3.8	3.6	3.8	3.4	3.9	3.7	3.4

	TOTAL RESPONSES (N=104)	TIME IN POSITION				TIME WORKING FOR LEGISLATURE				
		LESS THAN A YEAR	1 TO 3 YEARS	4 TO 9 YEARS	10 YEARS OR LONGER	LESS THAN A YEAR	1 TO 3 YEARS	4 TO 6 YEARS	7 TO 9 YEARS	10 YEARS OR LONGER
5 - VERY KNOWLEDGEABLE	31%	13%	26%	43%	42%	10%	22%	22%	50%	37%
4	20%	17%	24%	24%	17%	10%	26%	22%	14%	21%
3	20%	33%	15%	14%	21%	30%	17%	17%	14%	24%
2	19%	21%	29%	10%	13%	40%	17%	22%	21%	13%
1 - NOT KNOWLEDGEABLE AT ALL	-	-	-	-	-	-	-	-	-	-
WON'T SAY	10%	17%	6%	10%	8%	10%	17%	17%	-	5%
MEAN †	3.7	3.3	3.5	4.1	4.0	2.9	3.6	3.5	3.9	3.9

† THE MEAN SCORE IS DERIVED BY TAKING THE AVERAGE SCORE BASED ON THE 5-POINT SCALE. THE VERY KNOWLEDGEABLE RESPONSE IS ASSIGNED A VALUE OF 5; THE NOT KNOWLEDGEABLE AT ALL RESPONSE IS ASSIGNED A VALUE OF 1. THE DON'T KNOW/WON'T SAY RESPONSES ARE EXCLUDED FROM THE CALCULATION OF THE MEAN.

KNOWLEDGE LEVEL OF DUTIES AND SERVICES OFFERED BY: LESC

QUESTION 9: HOW KNOWLEDGEABLE ARE YOU ABOUT THE DUTIES AND SERVICES OFFERED BY: LESC

	TOTAL RESPONSES (N=104)	AGE				EDUCATION				
		18 TO 29 YEARS	30 TO 39 YEARS	40 TO 49 YEARS	50 AND OVER	ASSOCIATE DEGREE OR LESS	BACHELOR'S DEGREE/ SOME GRADUATE SCHOOL	MASTER'S DEGREE	PROFESSIONAL DEGREE	DOCTORATE
5 - VERY KNOWLEDGEABLE	31%	27%	37%	41%	19%	17%	27%	50%	27%	25%
4	20%	13%	22%	19%	25%	30%	17%	25%	9%	8%
3	20%	27%	15%	11%	28%	22%	20%	11%	36%	25%
2	19%	27%	19%	15%	22%	22%	27%	11%	18%	17%
1 - NOT KNOWLEDGEABLE AT ALL	-	-	-	-	-	-	-	-	-	-
WON'T SAY	10%	7%	7%	15%	6%	9%	10%	4%	9%	25%
MEAN †	3.7	3.4	3.8	4.0	3.4	3.5	3.5	4.2	3.5	3.6

† THE MEAN SCORE IS DERIVED BY TAKING THE AVERAGE SCORE BASED ON THE 5-POINT SCALE. THE VERY KNOWLEDGEABLE RESPONSE IS ASSIGNED A VALUE OF 5; THE NOT KNOWLEDGEABLE AT ALL RESPONSE IS ASSIGNED A VALUE OF 1. THE DON'T KNOW/WON'T SAY RESPONSES ARE EXCLUDED FROM THE CALCULATION OF THE MEAN.

KNOWLEDGE LEVEL OF DUTIES AND SERVICES OFFERED BY: LCS

QUESTION 10: HOW KNOWLEDGEABLE ARE YOU ABOUT THE DUTIES AND SERVICES OFFERED BY: LCS

	TOTAL RESPONSES (N=67)	WHAT AGENCY/OFFICE DO YOU WORK FOR?						DO YOU OVERSEE OR MANAGE STAFF?		DO YOU WORK DIRECTLY WITH INDIVIDUAL LEGISLATORS DURING THE INTERIM?		WORK LOCATION		
		LFC	LESC	LCS	HOUSE CHIEF CLERK'S OFFICE	SENATE CHIEF CLERK'S OFFICE	LEGISLATIVE LEADERSHIP STAFF	Yes	No	Yes	No	ON SITE IN SANTA FE	OFFSITE	PART-TIME IN SANTA FE, PART-TIME OFFSITE
5 - VERY KNOWLEDGEABLE	51%	48%	33%	-	40%	60%	59%	73%	40%	61%	24%	54%	100%	31%
4	28%	26%	11%	-	60%	40%	29%	14%	36%	24%	35%	29%	-	31%
3	18%	22%	44%	-	-	-	12%	14%	20%	12%	35%	15%	-	31%
2	3%	4%	11%	-	-	-	-	-	4%	2%	6%	2%	-	6%
1 - NOT KNOWLEDGEABLE AT ALL	-	-	-	-	-	-	-	-	-	-	-	-	-	-
WON'T SAY	-	-	-	-	-	-	-	-	-	-	-	-	-	-
MEAN †	4.3	4.2	3.7	0.0	4.4	4.6	4.5	4.6	4.1	4.4	3.8	4.4	5.0	3.9

	TOTAL RESPONSES (N=67)	TIME IN POSITION				TIME WORKING FOR LEGISLATURE				
		LESS THAN A YEAR	1 TO 3 YEARS	4 TO 9 YEARS	10 YEARS OR LONGER	LESS THAN A YEAR	1 TO 3 YEARS	4 TO 6 YEARS	7 TO 9 YEARS	10 YEARS OR LONGER
5 - VERY KNOWLEDGEABLE	51%	31%	52%	50%	69%	-	47%	70%	36%	70%
4	28%	38%	17%	50%	15%	50%	12%	30%	55%	20%
3	18%	25%	30%	-	8%	38%	41%	-	9%	5%
2	3%	6%	-	-	8%	13%	-	-	-	5%
1 - NOT KNOWLEDGEABLE AT ALL	-	-	-	-	-	-	-	-	-	-
WON'T SAY	-	-	-	-	-	-	-	-	-	-
MEAN †	4.3	3.9	4.2	4.5	4.5	3.4	4.1	4.7	4.3	4.6

† THE MEAN SCORE IS DERIVED BY TAKING THE AVERAGE SCORE BASED ON THE 5-POINT SCALE. THE VERY KNOWLEDGEABLE RESPONSE IS ASSIGNED A VALUE OF 5; THE NOT KNOWLEDGEABLE AT ALL RESPONSE IS ASSIGNED A VALUE OF 1. THE DON'T KNOW/WON'T SAY RESPONSES ARE EXCLUDED FROM THE CALCULATION OF THE MEAN.

KNOWLEDGE LEVEL OF DUTIES AND SERVICES OFFERED BY: LCS

QUESTION 10: HOW KNOWLEDGEABLE ARE YOU ABOUT THE DUTIES AND SERVICES OFFERED BY: LCS

	TOTAL RESPONSES (N=67)	AGE				EDUCATION				
		18 TO 29 YEARS	30 TO 39 YEARS	40 TO 49 YEARS	50 AND OVER	ASSOCIATE DEGREE OR LESS	BACHELOR'S DEGREE/ SOME GRADUATE SCHOOL	MASTER'S DEGREE	PROFESSIONAL DEGREE	DOCTORATE
5 - VERY KNOWLEDGEABLE	51%	29%	38%	75%	64%	55%	32%	63%	50%	57%
4	28%	21%	48%	13%	29%	27%	53%	21%	17%	-
3	18%	43%	10%	13%	7%	18%	11%	13%	33%	43%
2	3%	7%	5%	-	-	-	5%	4%	-	-
1 - NOT KNOWLEDGEABLE AT ALL	-	-	-	-	-	-	-	-	-	-
WON'T SAY	-	-	-	-	-	-	-	-	-	-
MEAN †	4.3	3.7	4.2	4.6	4.6	4.4	4.1	4.4	4.2	4.1

† THE MEAN SCORE IS DERIVED BY TAKING THE AVERAGE SCORE BASED ON THE 5-POINT SCALE. THE VERY KNOWLEDGEABLE RESPONSE IS ASSIGNED A VALUE OF 5; THE NOT KNOWLEDGEABLE AT ALL RESPONSE IS ASSIGNED A VALUE OF 1. THE DON'T KNOW/WON'T SAY RESPONSES ARE EXCLUDED FROM THE CALCULATION OF THE MEAN.

KNOWLEDGE LEVEL OF DUTIES AND SERVICES OFFERED BY: HOUSE CHIEF CLERK'S OFFICE

QUESTION 11: HOW KNOWLEDGEABLE ARE YOU ABOUT THE DUTIES AND SERVICES OFFERED BY: HOUSE CHIEF CLERK'S OFFICE

	TOTAL RESPONSES (N=108)	WHAT AGENCY/OFFICE DO YOU WORK FOR?						DO YOU OVERSEE OR MANAGE STAFF?		DO YOU WORK DIRECTLY WITH INDIVIDUAL LEGISLATORS DURING THE INTERIM?		WORK LOCATION		
		LFC	LESC	LCS	HOUSE CHIEF CLERK'S OFFICE	SENATE CHIEF CLERK'S OFFICE	LEGISLATIVE LEADERSHIP STAFF	Yes	No	Yes	No	ON SITE IN SANTA FE	OFFSITE	PART-TIME IN SANTA FE, PART-TIME OFFSITE
5 - VERY KNOWLEDGEABLE	22%	19%	-	11%	-	80%	59%	28%	19%	30%	8%	25%	29%	16%
4	20%	4%	-	26%	-	20%	29%	31%	15%	22%	18%	21%	43%	16%
3	26%	30%	56%	26%	-	-	12%	19%	29%	26%	26%	25%	14%	29%
2	18%	33%	11%	20%	-	-	-	17%	18%	10%	29%	17%	-	21%
1 - NOT KNOWLEDGEABLE AT ALL	-	-	-	-	-	-	-	-	-	-	-	-	-	-
WON'T SAY	14%	15%	33%	17%	-	-	-	6%	18%	12%	18%	11%	14%	18%
MEAN †	3.5	3.1	2.8	3.3	0.0	4.8	4.5	3.7	3.4	3.8	3.1	3.6	4.2	3.3

	TOTAL RESPONSES (N=108)	TIME IN POSITION				TIME WORKING FOR LEGISLATURE				
		LESS THAN A YEAR	1 TO 3 YEARS	4 TO 9 YEARS	10 YEARS OR LONGER	LESS THAN A YEAR	1 TO 3 YEARS	4 TO 6 YEARS	7 TO 9 YEARS	10 YEARS OR LONGER
5 - VERY KNOWLEDGEABLE	22%	28%	16%	24%	22%	10%	18%	24%	25%	25%
4	20%	16%	16%	19%	35%	20%	11%	6%	6%	42%
3	26%	28%	26%	24%	26%	20%	39%	29%	25%	17%
2	18%	12%	26%	19%	9%	20%	18%	24%	25%	11%
1 - NOT KNOWLEDGEABLE AT ALL	-	-	-	-	-	-	-	-	-	-
WON'T SAY	14%	16%	16%	14%	9%	30%	14%	18%	19%	6%
MEAN †	3.5	3.7	3.3	3.6	3.8	3.3	3.3	3.4	3.4	3.9

† THE MEAN SCORE IS DERIVED BY TAKING THE AVERAGE SCORE BASED ON THE 5-POINT SCALE. THE VERY KNOWLEDGEABLE RESPONSE IS ASSIGNED A VALUE OF 5; THE NOT KNOWLEDGEABLE AT ALL RESPONSE IS ASSIGNED A VALUE OF 1. THE DON'T KNOW/WON'T SAY RESPONSES ARE EXCLUDED FROM THE CALCULATION OF THE MEAN.

KNOWLEDGE LEVEL OF DUTIES AND SERVICES OFFERED BY: HOUSE CHIEF CLERK'S OFFICE

QUESTION 11: HOW KNOWLEDGEABLE ARE YOU ABOUT THE DUTIES AND SERVICES OFFERED BY: HOUSE CHIEF CLERK'S OFFICE

	TOTAL RESPONSES (N=108)	AGE				EDUCATION				
		18 TO 29 YEARS	30 TO 39 YEARS	40 TO 49 YEARS	50 AND OVER	ASSOCIATE DEGREE OR LESS	BACHELOR'S DEGREE/ SOME GRADUATE SCHOOL	MASTER'S DEGREE	PROFESSIONAL DEGREE	DOCTORATE
5 - VERY KNOWLEDGEABLE	22%	17%	21%	28%	20%	21%	24%	25%	20%	15%
4	20%	6%	11%	24%	37%	21%	28%	16%	20%	15%
3	26%	22%	25%	31%	20%	38%	14%	19%	30%	46%
2	18%	22%	21%	14%	17%	8%	21%	22%	20%	15%
1 - NOT KNOWLEDGEABLE AT ALL	-	-	-	-	-	-	-	-	-	-
WON'T SAY	14%	33%	21%	3%	7%	13%	14%	19%	10%	8%
MEAN †	3.5	3.3	3.4	3.7	3.6	3.6	3.6	3.5	3.4	3.3

† THE MEAN SCORE IS DERIVED BY TAKING THE AVERAGE SCORE BASED ON THE 5-POINT SCALE. THE VERY KNOWLEDGEABLE RESPONSE IS ASSIGNED A VALUE OF 5; THE NOT KNOWLEDGEABLE AT ALL RESPONSE IS ASSIGNED A VALUE OF 1. THE DON'T KNOW/WON'T SAY RESPONSES ARE EXCLUDED FROM THE CALCULATION OF THE MEAN.

KNOWLEDGE LEVEL OF DUTIES AND SERVICES OFFERED BY: SENATE CHIEF CLERK'S OFFICE

QUESTION 12: DURING HOW KNOWLEDGEABLE ARE YOU ABOUT THE DUTIES AND SERVICES OFFERED BY: **SENATE CHIEF CLERK'S OFFICE**

	TOTAL RESPONSES (N=108)	WHAT AGENCY/OFFICE DO YOU WORK FOR?						DO YOU OVERSEE OR MANAGE STAFF?		DO YOU WORK DIRECTLY WITH INDIVIDUAL LEGISLATORS DURING THE INTERIM?		WORK LOCATION		
		LFC	LESC	LCS	HOUSE CHIEF CLERK'S OFFICE	SENATE CHIEF CLERK'S OFFICE	LEGISLATIVE LEADERSHIP STAFF	Yes	No	Yes	No	ON SITE IN SANTA FE	OFFSITE	PART-TIME IN SANTA FE, PART-TIME OFFSITE
5 - VERY KNOWLEDGEABLE	20%	19%	-	11%	60%	-	47%	29%	16%	30%	3%	23%	33%	14%
4	18%	4%	-	24%	40%	-	18%	26%	13%	17%	19%	20%	33%	11%
3	28%	30%	56%	26%	-	-	24%	24%	30%	28%	28%	25%	17%	35%
2	18%	33%	11%	20%	-	-	-	16%	19%	10%	31%	17%	-	22%
1 - NOT KNOWLEDGEABLE AT ALL	-	-	-	-	-	-	-	-	-	-	-	-	-	-
WON'T SAY	17%	15%	33%	20%	-	-	12%	5%	23%	15%	19%	15%	17%	19%
MEAN †	3.5	3.1	2.8	3.3	4.6	0.0	4.3	3.7	3.3	3.8	2.9	3.6	4.2	3.2

	TOTAL RESPONSES (N=108)	TIME IN POSITION				TIME WORKING FOR LEGISLATURE				
		LESS THAN A YEAR	1 TO 3 YEARS	4 TO 9 YEARS	10 YEARS OR LONGER	LESS THAN A YEAR	1 TO 3 YEARS	4 TO 6 YEARS	7 TO 9 YEARS	10 YEARS OR LONGER
5 - VERY KNOWLEDGEABLE	20%	13%	15%	23%	33%	-	14%	22%	20%	30%
4	18%	13%	13%	23%	25%	10%	11%	6%	7%	35%
3	28%	39%	26%	23%	25%	30%	43%	28%	27%	16%
2	18%	13%	26%	18%	8%	20%	18%	22%	27%	11%
1 - NOT KNOWLEDGEABLE AT ALL	-	-	-	-	-	-	-	-	-	-
WON'T SAY	17%	22%	21%	14%	8%	40%	14%	22%	20%	8%
MEAN †	3.5	3.3	3.2	3.6	3.9	2.8	3.3	3.4	3.3	3.9

† THE MEAN SCORE IS DERIVED BY TAKING THE AVERAGE SCORE BASED ON THE 5-POINT SCALE. THE VERY KNOWLEDGEABLE RESPONSE IS ASSIGNED A VALUE OF 5; THE NOT KNOWLEDGEABLE AT ALL RESPONSE IS ASSIGNED A VALUE OF 1. THE DON'T KNOW/WON'T SAY RESPONSES ARE EXCLUDED FROM THE CALCULATION OF THE MEAN.

KNOWLEDGE LEVEL OF DUTIES AND SERVICES OFFERED BY: SENATE CHIEF CLERK'S OFFICE

QUESTION 12: DURING HOW KNOWLEDGEABLE ARE YOU ABOUT THE DUTIES AND SERVICES OFFERED BY: **SENATE CHIEF CLERK'S OFFICE**

	TOTAL RESPONSES (N=108)	AGE				EDUCATION				
		18 TO 29 YEARS	30 TO 39 YEARS	40 TO 49 YEARS	50 AND OVER	ASSOCIATE DEGREE OR LESS	BACHELOR'S DEGREE/ SOME GRADUATE SCHOOL	MASTER'S DEGREE	PROFESSIONAL DEGREE	DOCTORATE
5 - VERY KNOWLEDGEABLE	20%	12%	17%	25%	26%	21%	18%	24%	18%	17%
4	18%	-	13%	18%	32%	17%	25%	15%	18%	8%
3	28%	24%	27%	36%	19%	38%	18%	21%	27%	50%
2	18%	24%	20%	14%	16%	8%	21%	21%	18%	17%
1 - NOT KNOWLEDGEABLE AT ALL	-	-	-	-	-	-	-	-	-	-
WON'T SAY	17%	41%	23%	7%	6%	17%	18%	18%	18%	8%
MEAN †	3.5	3.0	3.3	3.6	3.7	3.6	3.5	3.5	3.4	3.3

† THE MEAN SCORE IS DERIVED BY TAKING THE AVERAGE SCORE BASED ON THE 5-POINT SCALE. THE VERY KNOWLEDGEABLE RESPONSE IS ASSIGNED A VALUE OF 5; THE NOT KNOWLEDGEABLE AT ALL RESPONSE IS ASSIGNED A VALUE OF 1. THE DON'T KNOW/WON'T SAY RESPONSES ARE EXCLUDED FROM THE CALCULATION OF THE MEAN.

KNOWLEDGE LEVEL OF DUTIES AND SERVICES OFFERED BY: LEGISLATIVE LEADERSHIP STAFF

QUESTION 13: HOW KNOWLEDGEABLE ARE YOU ABOUT THE DUTIES AND SERVICES OFFERED BY: LEGISLATIVE LEADERSHIP STAFF

	TOTAL RESPONSES (N=96)	WHAT AGENCY/OFFICE DO YOU WORK FOR?						DO YOU OVERSEE OR MANAGE STAFF?		DO YOU WORK DIRECTLY WITH INDIVIDUAL LEGISLATORS DURING THE INTERIM?		WORK LOCATION		
		LFC	LESC	LCS	HOUSE CHIEF CLERK'S OFFICE	SENATE CHIEF CLERK'S OFFICE	LEGISLATIVE LEADERSHIP STAFF	Yes	No	Yes	No	ON SITE IN SANTA FE	OFFSITE	PART-TIME IN SANTA FE, PART-TIME OFFSITE
5 - VERY KNOWLEDGEABLE	18%	15%	-	13%	80%	60%	-	28%	13%	26%	5%	21%	20%	12%
4	19%	7%	22%	26%	-	-	-	19%	19%	19%	18%	16%	40%	21%
3	31%	37%	67%	22%	20%	20%	-	28%	33%	28%	34%	29%	20%	36%
2	18%	30%	11%	15%	-	20%	-	19%	17%	14%	24%	21%	-	15%
1 - NOT KNOWLEDGEABLE AT ALL	-	-	-	-	-	-	-	-	-	-	-	-	-	-
WON'T SAY	15%	11%	-	24%	-	-	-	6%	19%	12%	18%	14%	20%	15%
MEAN †	3.4	3.1	3.1	3.5	4.6	4.0	0.0	3.6	3.3	3.7	3.1	3.4	4.0	3.4

	TOTAL RESPONSES (N=96)	TIME IN POSITION				TIME WORKING FOR LEGISLATURE				
		LESS THAN A YEAR	1 TO 3 YEARS	4 TO 9 YEARS	10 YEARS OR LONGER	LESS THAN A YEAR	1 TO 3 YEARS	4 TO 6 YEARS	7 TO 9 YEARS	10 YEARS OR LONGER
5 - VERY KNOWLEDGEABLE	18%	16%	14%	17%	22%	-	13%	17%	13%	26%
4	19%	16%	14%	28%	22%	11%	25%	8%	13%	23%
3	31%	37%	37%	17%	30%	44%	38%	17%	33%	29%
2	18%	16%	14%	33%	13%	22%	13%	17%	40%	11%
1 - NOT KNOWLEDGEABLE AT ALL	-	-	-	-	-	-	-	-	-	-
WON'T SAY	15%	16%	20%	6%	13%	22%	13%	42%	-	11%
MEAN †	3.4	3.4	3.4	3.3	3.6	2.9	3.4	3.4	3.0	3.7

† THE MEAN SCORE IS DERIVED BY TAKING THE AVERAGE SCORE BASED ON THE 5-POINT SCALE. THE VERY KNOWLEDGEABLE RESPONSE IS ASSIGNED A VALUE OF 5; THE NOT KNOWLEDGEABLE AT ALL RESPONSE IS ASSIGNED A VALUE OF 1. THE DON'T KNOW/WON'T SAY RESPONSES ARE EXCLUDED FROM THE CALCULATION OF THE MEAN.

KNOWLEDGE LEVEL OF DUTIES AND SERVICES OFFERED BY: LEGISLATIVE LEADERSHIP STAFF

QUESTION 13: HOW KNOWLEDGEABLE ARE YOU ABOUT THE DUTIES AND SERVICES OFFERED BY: LEGISLATIVE LEADERSHIP STAFF

	TOTAL RESPONSES (N=96)	AGE				EDUCATION				
		18 TO 29 YEARS	30 TO 39 YEARS	40 TO 49 YEARS	50 AND OVER	ASSOCIATE DEGREE OR LESS	BACHELOR'S DEGREE/ SOME GRADUATE SCHOOL	MASTER'S DEGREE	PROFESSIONAL DEGREE	DOCTORATE
5 - VERY KNOWLEDGEABLE	18%	7%	16%	18%	22%	13%	25%	7%	38%	23%
4	19%	7%	16%	25%	22%	13%	21%	14%	25%	31%
3	31%	29%	32%	29%	33%	43%	21%	39%	13%	23%
2	18%	29%	16%	21%	11%	13%	17%	21%	25%	15%
1 - NOT KNOWLEDGEABLE AT ALL	-	-	-	-	-	-	-	-	-	-
WON'T SAY	15%	29%	20%	7%	11%	17%	17%	18%	-	8%
MEAN †	3.4	2.9	3.4	3.4	3.6	3.3	3.7	3.1	3.8	3.7

† THE MEAN SCORE IS DERIVED BY TAKING THE AVERAGE SCORE BASED ON THE 5-POINT SCALE. THE VERY KNOWLEDGEABLE RESPONSE IS ASSIGNED A VALUE OF 5; THE NOT KNOWLEDGEABLE AT ALL RESPONSE IS ASSIGNED A VALUE OF 1. THE DON'T KNOW/WON'T SAY RESPONSES ARE EXCLUDED FROM THE CALCULATION OF THE MEAN.

AVERAGE NUMBER OF HOURS PER WEEK SPENT ON TASKS: ADMINISTRATIVE WORK (WRITING/READING EMAILS, SCHEDULING MEETINGS)

EXCLUDES LEGISLATIVE SESSIONS

QUESTION 14.1: ON AVERAGE, HOW MANY HOURS PER WEEK DO YOU SPEND ON THE FOLLOWING ACTIVITIES DURING THE INTERIM?: **ADMINISTRATIVE WORK (WRITING/READING EMAILS, SCHEDULING MEETINGS)**

	TOTAL SAMPLE (N=113)	WHAT AGENCY/OFFICE DO YOU WORK FOR?						DO YOU OVERSEE OR MANAGE STAFF?		DO YOU WORK DIRECTLY WITH INDIVIDUAL LEGISLATORS DURING THE INTERIM?		WORK LOCATION		
		LFC	LESC	LCS	HOUSE CHIEF CLERK'S OFFICE	SENATE CHIEF CLERK'S OFFICE	LEGISLATIVE LEADERSHIP STAFF	Yes	No	Yes	No	ON SITE IN SANTA FE	OFFSITE	PART-TIME IN SANTA FE, PART-TIME OFFSITE
0-3	19%	26%	11%	17%	-	-	18%	5%	26%	11%	34%	15%	29%	24%
4-6	21%	15%	44%	17%	60%	20%	24%	15%	24%	26%	11%	21%	-	26%
7-10	28%	48%	22%	26%	-	20%	24%	38%	23%	27%	32%	26%	14%	34%
11-20	15%	-	22%	20%	20%	-	24%	26%	9%	20%	5%	21%	-	8%
MORE THAN 20	14%	11%	-	15%	20%	40%	12%	13%	15%	14%	16%	16%	29%	8%
WON'T SAY	3%	-	-	4%	-	20%	-	3%	3%	3%	3%	1%	29%	-

	TOTAL SAMPLE (N=113)	TIME IN POSITION				TIME WORKING FOR LEGISLATURE				
		LESS THAN A YEAR	1 TO 3 YEARS	4 TO 9 YEARS	10 YEARS OR LONGER	LESS THAN A YEAR	1 TO 3 YEARS	4 TO 6 YEARS	7 TO 9 YEARS	10 YEARS OR LONGER
0-3	19%	31%	13%	18%	17%	36%	10%	33%	19%	13%
4-6	21%	23%	28%	14%	17%	27%	34%	11%	19%	16%
7-10	28%	23%	28%	32%	33%	18%	34%	22%	38%	26%
11-20	15%	8%	20%	14%	17%	9%	14%	11%	13%	21%
MORE THAN 20	14%	12%	13%	18%	17%	9%	7%	17%	13%	21%
WON'T SAY	3%	4%	-	5%	-	-	-	6%	-	3%

	TOTAL SAMPLE (N=113)	AGE				EDUCATION				
		18 TO 29 YEARS	30 TO 39 YEARS	40 TO 49 YEARS	50 AND OVER	ASSOCIATE DEGREE OR LESS	BACHELOR'S DEGREE/SOME GRADUATE SCHOOL	MASTER'S DEGREE	PROFESSIONAL DEGREE	DOCTORATE
0-3	19%	39%	13%	13%	19%	16%	19%	24%	-	23%
4-6	21%	28%	30%	10%	22%	8%	23%	33%	18%	15%
7-10	28%	17%	30%	40%	22%	16%	29%	33%	36%	31%
11-20	15%	6%	13%	20%	19%	8%	19%	3%	45%	23%
MORE THAN 20	14%	11%	13%	17%	16%	48%	6%	3%	-	8%
WON'T SAY	3%	-	-	-	3%	4%	3%	3%	-	-

AVERAGE NUMBER OF HOURS PER WEEK SPENT ON TASKS: ATTENDING/PARTICIPATING IN PUBLIC COMMUNITY EVENTS

EXCLUDES LEGISLATIVE SESSIONS

QUESTION 14.2: ON AVERAGE, HOW MANY HOURS PER WEEK DO YOU SPEND ON THE FOLLOWING ACTIVITIES DURING THE INTERIM?: **ATTENDING/PARTICIPATING IN PUBLIC COMMUNITY EVENTS**

	TOTAL SAMPLE (N=113)	WHAT AGENCY/OFFICE DO YOU WORK FOR?						DO YOU OVERSEE OR MANAGE STAFF?		DO YOU WORK DIRECTLY WITH INDIVIDUAL LEGISLATORS DURING THE INTERIM?		WORK LOCATION		
		LFC	LESC	LCS	HOUSE CHIEF CLERK'S OFFICE	SENATE CHIEF CLERK'S OFFICE	LEGISLATIVE LEADERSHIP STAFF	Yes	No	Yes	No	ON SITE IN SANTA FE	OFFSITE	PART-TIME IN SANTA FE, PART-TIME OFFSITE
0-3	84%	93%	33%	91%	100%	60%	76%	85%	84%	80%	92%	91%	43%	79%
4-6	10%	7%	44%	4%	-	20%	12%	5%	12%	12%	5%	6%	29%	13%
7-10	1%	-	-	-	-	-	6%	3%	-	1%	-	-	-	3%
11-20	3%	-	22%	-	-	-	6%	5%	1%	4%	-	1%	-	5%
MORE THAN 20	-	-	-	-	-	-	-	-	-	-	-	-	-	-
WON'T SAY	3%	-	-	4%	-	20%	-	3%	3%	3%	3%	1%	29%	-

	TOTAL SAMPLE (N=113)	TIME IN POSITION				TIME WORKING FOR LEGISLATURE				
		LESS THAN A YEAR	1 TO 3 YEARS	4 TO 9 YEARS	10 YEARS OR LONGER	LESS THAN A YEAR	1 TO 3 YEARS	4 TO 6 YEARS	7 TO 9 YEARS	10 YEARS OR LONGER
0-3	84%	77%	85%	86%	92%	82%	76%	89%	81%	92%
4-6	10%	12%	10%	9%	8%	18%	14%	-	19%	5%
7-10	1%	4%	-	-	-	-	3%	-	-	-
11-20	3%	4%	5%	-	-	-	7%	6%	-	-
MORE THAN 20	-	-	-	-	-	-	-	-	-	-
WON'T SAY	3%	4%	-	5%	-	-	-	6%	-	3%

	TOTAL SAMPLE (N=113)	AGE				EDUCATION				
		18 TO 29 YEARS	30 TO 39 YEARS	40 TO 49 YEARS	50 AND OVER	ASSOCIATE DEGREE OR LESS	BACHELOR'S DEGREE/SOME GRADUATE SCHOOL	MASTER'S DEGREE	PROFESSIONAL DEGREE	DOCTORATE
0-3	84%	83%	83%	83%	91%	84%	87%	79%	91%	85%
4-6	10%	11%	17%	7%	6%	12%	6%	12%	9%	8%
7-10	1%	-	-	3%	-	-	-	3%	-	-
11-20	3%	6%	-	7%	-	-	3%	3%	-	8%
MORE THAN 20	-	-	-	-	-	-	-	-	-	-
WON'T SAY	3%	-	-	-	3%	4%	3%	3%	-	-

AVERAGE NUMBER OF HOURS PER WEEK SPENT ON TASKS: RESPONDING TO CONSTITUENT CONCERNS

EXCLUDES LEGISLATIVE SESSIONS

QUESTION 14.3: ON AVERAGE, HOW MANY HOURS PER WEEK DO YOU SPEND ON THE FOLLOWING ACTIVITIES DURING THE INTERIM?: **RESPONDING TO CONSTITUENT CONCERNS**

	TOTAL SAMPLE (N=113)	WHAT AGENCY/OFFICE DO YOU WORK FOR?						DO YOU OVERSEE OR MANAGE STAFF?		DO YOU WORK DIRECTLY WITH INDIVIDUAL LEGISLATORS DURING THE INTERIM?		WORK LOCATION		
		LFC	LESC	LCS	HOUSE CHIEF CLERK'S OFFICE	SENATE CHIEF CLERK'S OFFICE	LEGISLATIVE LEADERSHIP STAFF	Yes	No	Yes	No	ON SITE IN SANTA FE	OFFSITE	PART-TIME IN SANTA FE, PART-TIME OFFSITE
0-3	81%	100%	89%	93%	-	20%	53%	72%	86%	74%	95%	78%	57%	92%
4-6	6%	-	11%	-	40%	20%	18%	13%	3%	9%	-	7%	14%	3%
7-10	4%	-	-	-	-	20%	18%	3%	4%	4%	3%	4%	-	3%
11-20	3%	-	-	2%	20%	-	6%	8%	-	4%	-	4%	-	-
MORE THAN 20	4%	-	-	-	40%	20%	6%	3%	4%	5%	-	4%	-	3%
WON'T SAY	3%	-	-	4%	-	20%	-	3%	3%	3%	3%	1%	29%	-

	TOTAL SAMPLE (N=113)	TIME IN POSITION				TIME WORKING FOR LEGISLATURE				
		LESS THAN A YEAR	1 TO 3 YEARS	4 TO 9 YEARS	10 YEARS OR LONGER	LESS THAN A YEAR	1 TO 3 YEARS	4 TO 6 YEARS	7 TO 9 YEARS	10 YEARS OR LONGER
0-3	81%	77%	85%	73%	92%	91%	83%	72%	88%	82%
4-6	6%	4%	10%	-	8%	-	14%	-	6%	5%
7-10	4%	8%	3%	5%	-	-	3%	6%	6%	3%
11-20	3%	-	-	14%	-	-	-	6%	-	5%
MORE THAN 20	4%	8%	3%	5%	-	9%	-	11%	-	3%
WON'T SAY	3%	4%	-	5%	-	-	-	6%	-	3%

	TOTAL SAMPLE (N=113)	AGE				EDUCATION				
		18 TO 29 YEARS	30 TO 39 YEARS	40 TO 49 YEARS	50 AND OVER	ASSOCIATE DEGREE OR LESS	BACHELOR'S DEGREE/ SOME GRADUATE SCHOOL	MASTER'S DEGREE	PROFESSIONAL DEGREE	DOCTORATE
0-3	81%	100%	83%	77%	78%	88%	81%	79%	73%	85%
4-6	6%	-	10%	7%	6%	4%	-	6%	18%	15%
7-10	4%	-	3%	7%	3%	-	6%	3%	9%	-
11-20	3%	-	-	7%	3%	-	6%	3%	-	-
MORE THAN 20	4%	-	3%	3%	6%	4%	3%	6%	-	-
WON'T SAY	3%	-	-	-	3%	4%	3%	3%	-	-

AVERAGE NUMBER OF HOURS PER WEEK SPENT ON TASKS: COLLABORATING WITH CONSTITUENTS, ORGANIZATIONS, AND BUSINESSES

EXCLUDES LEGISLATIVE SESSIONS

QUESTION 14.4: ON AVERAGE, HOW MANY HOURS PER WEEK DO YOU SPEND ON THE FOLLOWING ACTIVITIES DURING THE INTERIM?: COLLABORATING WITH CONSTITUENTS, ORGANIZATIONS, AND BUSINESSES

	TOTAL SAMPLE (N=113)	WHAT AGENCY/OFFICE DO YOU WORK FOR?						DO YOU OVERSEE OR MANAGE STAFF?		DO YOU WORK DIRECTLY WITH INDIVIDUAL LEGISLATORS DURING THE INTERIM?		WORK LOCATION		
		LFC	LESC	LCS	HOUSE CHIEF CLERK'S OFFICE	SENATE CHIEF CLERK'S OFFICE	LEGISLATIVE LEADERSHIP STAFF	Yes	No	Yes	No	ON SITE IN SANTA FE	OFFSITE	PART-TIME IN SANTA FE, PART-TIME OFFSITE
0-3	70%	70%	22%	87%	20%	40%	65%	67%	72%	64%	82%	69%	57%	74%
4-6	14%	15%	56%	4%	60%	-	12%	18%	12%	18%	8%	16%	-	13%
7-10	9%	15%	11%	2%	-	20%	18%	8%	9%	9%	8%	9%	-	11%
11-20	2%	-	11%	-	-	-	6%	3%	1%	3%	-	3%	-	-
MORE THAN 20	3%	-	-	2%	20%	20%	-	3%	3%	4%	-	1%	14%	3%
WON'T SAY	3%	-	-	4%	-	20%	-	3%	3%	3%	3%	1%	29%	-

	TOTAL SAMPLE (N=113)	TIME IN POSITION				TIME WORKING FOR LEGISLATURE				
		LESS THAN A YEAR	1 TO 3 YEARS	4 TO 9 YEARS	10 YEARS OR LONGER	LESS THAN A YEAR	1 TO 3 YEARS	4 TO 6 YEARS	7 TO 9 YEARS	10 YEARS OR LONGER
0-3	70%	62%	75%	68%	75%	73%	66%	67%	69%	76%
4-6	14%	19%	18%	9%	8%	18%	24%	11%	19%	5%
7-10	9%	15%	-	14%	13%	9%	3%	6%	13%	13%
11-20	2%	-	3%	5%	-	-	3%	6%	-	-
MORE THAN 20	3%	-	5%	-	4%	-	3%	6%	-	3%
WON'T SAY	3%	4%	-	5%	-	-	-	6%	-	3%

	TOTAL SAMPLE (N=113)	AGE				EDUCATION				
		18 TO 29 YEARS	30 TO 39 YEARS	40 TO 49 YEARS	50 AND OVER	ASSOCIATE DEGREE OR LESS	BACHELOR'S DEGREE/SOME GRADUATE SCHOOL	MASTER'S DEGREE	PROFESSIONAL DEGREE	DOCTORATE
0-3	70%	72%	60%	70%	81%	76%	74%	58%	73%	77%
4-6	14%	17%	27%	10%	6%	12%	13%	21%	18%	-
7-10	9%	11%	13%	10%	3%	8%	6%	12%	9%	8%
11-20	2%	-	-	3%	3%	-	-	3%	-	8%
MORE THAN 20	3%	-	-	7%	3%	-	3%	3%	-	8%
WON'T SAY	3%	-	-	-	3%	4%	3%	3%	-	-

AVERAGE NUMBER OF HOURS PER WEEK SPENT ON TASKS: CONDUCTING RESEARCH AND/OR ANALYSIS

EXCLUDES LEGISLATIVE SESSIONS

QUESTION 14.5: ON AVERAGE, HOW MANY HOURS PER WEEK DO YOU SPEND ON THE FOLLOWING ACTIVITIES DURING THE INTERIM?: CONDUCTING RESEARCH AND/OR ANALYSIS

	TOTAL SAMPLE (N=113)	WHAT AGENCY/OFFICE DO YOU WORK FOR?						DO YOU OVERSEE OR MANAGE STAFF?		DO YOU WORK DIRECTLY WITH INDIVIDUAL LEGISLATORS DURING THE INTERIM?		WORK LOCATION		
		LFC	LESC	LCS	HOUSE CHIEF CLERK'S OFFICE	SENATE CHIEF CLERK'S OFFICE	LEGISLATIVE LEADERSHIP STAFF	Yes	No	Yes	No	ON SITE IN SANTA FE	OFFSITE	PART-TIME IN SANTA FE, PART-TIME OFFSITE
0-3	34%	11%	22%	48%	40%	40%	24%	33%	34%	28%	45%	37%	29%	29%
4-6	11%	7%	-	9%	40%	20%	18%	15%	8%	14%	3%	9%	-	16%
7-10	24%	33%	11%	24%	20%	-	24%	26%	23%	28%	16%	26%	14%	21%
11-20	15%	19%	44%	11%	-	-	18%	13%	16%	16%	13%	9%	14%	26%
MORE THAN 20	14%	30%	22%	4%	-	20%	18%	10%	16%	11%	21%	18%	14%	8%
WON'T SAY	3%	-	-	4%	-	20%	-	3%	3%	3%	3%	1%	29%	-

	TOTAL SAMPLE (N=113)	TIME IN POSITION				TIME WORKING FOR LEGISLATURE				
		LESS THAN A YEAR	1 TO 3 YEARS	4 TO 9 YEARS	10 YEARS OR LONGER	LESS THAN A YEAR	1 TO 3 YEARS	4 TO 6 YEARS	7 TO 9 YEARS	10 YEARS OR LONGER
0-3	34%	35%	30%	36%	38%	18%	28%	33%	38%	42%
4-6	11%	12%	8%	14%	13%	18%	7%	-	19%	13%
7-10	24%	12%	30%	9%	42%	18%	24%	17%	13%	34%
11-20	15%	23%	18%	9%	8%	9%	31%	17%	13%	5%
MORE THAN 20	14%	15%	15%	27%	-	36%	10%	28%	19%	3%
WON'T SAY	3%	4%	-	5%	-	-	-	6%	-	3%

	TOTAL SAMPLE (N=113)	AGE				EDUCATION				
		18 TO 29 YEARS	30 TO 39 YEARS	40 TO 49 YEARS	50 AND OVER	ASSOCIATE DEGREE OR LESS	BACHELOR'S DEGREE/ SOME GRADUATE SCHOOL	MASTER'S DEGREE	PROFESSIONAL DEGREE	DOCTORATE
0-3	34%	28%	23%	37%	47%	72%	35%	15%	27%	8%
4-6	11%	6%	20%	3%	13%	8%	16%	12%	9%	-
7-10	24%	17%	27%	30%	22%	16%	23%	30%	27%	23%
11-20	15%	28%	13%	10%	13%	-	13%	21%	27%	23%
MORE THAN 20	14%	22%	17%	20%	3%	-	10%	18%	9%	46%
WON'T SAY	3%	-	-	-	3%	4%	3%	3%	-	-

AVERAGE NUMBER OF HOURS PER WEEK SPENT ON TASKS: STAYING INFORMED ABOUT CURRENT EVENTS & ISSUES IMPACTING THE STATE

EXCLUDES LEGISLATIVE SESSIONS

QUESTION 14.6: ON AVERAGE, HOW MANY HOURS PER WEEK DO YOU SPEND ON THE FOLLOWING ACTIVITIES DURING THE INTERIM?: STAYING INFORMED ABOUT CURRENT EVENTS & ISSUES IMPACTING THE STATE

	TOTAL SAMPLE (N=113)	WHAT AGENCY/OFFICE DO YOU WORK FOR?						DO YOU OVERSEE OR MANAGE STAFF?		DO YOU WORK DIRECTLY WITH INDIVIDUAL LEGISLATORS DURING THE INTERIM?		WORK LOCATION		
		LFC	LESC	LCS	HOUSE CHIEF CLERK'S OFFICE	SENATE CHIEF CLERK'S OFFICE	LEGISLATIVE LEADERSHIP STAFF	Yes	No	Yes	No	ON SITE IN SANTA FE	OFFSITE	PART-TIME IN SANTA FE, PART-TIME OFFSITE
0-3	41%	30%	22%	59%	40%	40%	24%	36%	43%	35%	53%	34%	57%	50%
4-6	34%	48%	56%	20%	40%	-	41%	26%	38%	35%	32%	37%	-	34%
7-10	17%	22%	11%	13%	-	20%	24%	26%	12%	18%	13%	21%	-	13%
11-20	3%	-	11%	-	20%	20%	-	3%	3%	4%	-	3%	14%	-
MORE THAN 20	4%	-	-	4%	-	-	12%	8%	1%	5%	-	4%	-	3%
WON'T SAY	3%	-	-	4%	-	20%	-	3%	3%	3%	3%	1%	29%	-

	TOTAL SAMPLE (N=113)	TIME IN POSITION				TIME WORKING FOR LEGISLATURE				
		LESS THAN A YEAR	1 TO 3 YEARS	4 TO 9 YEARS	10 YEARS OR LONGER	LESS THAN A YEAR	1 TO 3 YEARS	4 TO 6 YEARS	7 TO 9 YEARS	10 YEARS OR LONGER
0-3	41%	42%	45%	36%	38%	64%	41%	28%	44%	39%
4-6	34%	38%	30%	27%	42%	27%	45%	22%	50%	26%
7-10	17%	15%	18%	23%	13%	9%	7%	33%	6%	24%
11-20	3%	-	8%	-	-	-	7%	6%	-	-
MORE THAN 20	4%	-	-	9%	8%	-	-	6%	-	8%
WON'T SAY	3%	4%	-	5%	-	-	-	6%	-	3%

	TOTAL SAMPLE (N=113)	AGE				EDUCATION				
		18 TO 29 YEARS	30 TO 39 YEARS	40 TO 49 YEARS	50 AND OVER	ASSOCIATE DEGREE OR LESS	BACHELOR'S DEGREE/SOME GRADUATE SCHOOL	MASTER'S DEGREE	PROFESSIONAL DEGREE	DOCTORATE
0-3	41%	44%	40%	40%	44%	48%	45%	27%	55%	38%
4-6	34%	39%	47%	27%	25%	24%	23%	52%	36%	31%
7-10	17%	17%	13%	17%	22%	20%	23%	12%	9%	15%
11-20	3%	-	-	10%	-	-	3%	-	-	15%
MORE THAN 20	4%	-	-	7%	6%	4%	3%	6%	-	-
WON'T SAY	3%	-	-	-	3%	4%	3%	3%	-	-

AVERAGE NUMBER OF HOURS PER WEEK SPENT ON TASKS: COLLABORATING WITH COLLEAGUES

EXCLUDES LEGISLATIVE SESSIONS

QUESTION 14.7: ON AVERAGE, HOW MANY HOURS PER WEEK DO YOU SPEND ON THE FOLLOWING ACTIVITIES DURING THE INTERIM?: COLLABORATING WITH COLLEAGUES

	TOTAL SAMPLE (N=113)	WHAT AGENCY/OFFICE DO YOU WORK FOR?						DO YOU OVERSEE OR MANAGE STAFF?		DO YOU WORK DIRECTLY WITH INDIVIDUAL LEGISLATORS DURING THE INTERIM?		WORK LOCATION		
		LFC	LESC	LCS	HOUSE CHIEF CLERK'S OFFICE	SENATE CHIEF CLERK'S OFFICE	LEGISLATIVE LEADERSHIP STAFF	Yes	No	Yes	No	ON SITE IN SANTA FE	OFFSITE	PART-TIME IN SANTA FE, PART-TIME OFFSITE
0-3	29%	26%	-	39%	20%	20%	29%	28%	30%	27%	34%	26%	43%	32%
4-6	28%	30%	56%	24%	20%	20%	29%	23%	31%	30%	26%	28%	-	34%
7-10	18%	26%	22%	20%	-	-	12%	18%	18%	19%	16%	16%	-	24%
11-20	9%	11%	11%	2%	40%	40%	6%	13%	7%	9%	5%	10%	29%	3%
MORE THAN 20	13%	7%	11%	11%	20%	-	24%	15%	12%	12%	16%	18%	-	8%
WON'T SAY	3%	-	-	4%	-	20%	-	3%	3%	3%	3%	1%	29%	-

	TOTAL SAMPLE (N=113)	TIME IN POSITION				TIME WORKING FOR LEGISLATURE				
		LESS THAN A YEAR	1 TO 3 YEARS	4 TO 9 YEARS	10 YEARS OR LONGER	LESS THAN A YEAR	1 TO 3 YEARS	4 TO 6 YEARS	7 TO 9 YEARS	10 YEARS OR LONGER
0-3	29%	31%	18%	41%	38%	36%	17%	39%	38%	29%
4-6	28%	31%	38%	14%	25%	36%	48%	11%	25%	21%
7-10	18%	12%	25%	14%	17%	9%	14%	17%	31%	18%
11-20	9%	12%	13%	5%	4%	18%	10%	-	-	13%
MORE THAN 20	13%	12%	8%	23%	17%	-	10%	28%	6%	16%
WON'T SAY	3%	4%	-	5%	-	-	-	6%	-	3%

	TOTAL SAMPLE (N=113)	AGE				EDUCATION				
		18 TO 29 YEARS	30 TO 39 YEARS	40 TO 49 YEARS	50 AND OVER	ASSOCIATE DEGREE OR LESS	BACHELOR'S DEGREE/SOME GRADUATE SCHOOL	MASTER'S DEGREE	PROFESSIONAL DEGREE	DOCTORATE
0-3	29%	17%	27%	23%	44%	24%	32%	30%	36%	23%
4-6	28%	39%	37%	27%	19%	24%	29%	36%	27%	15%
7-10	18%	28%	27%	13%	9%	8%	19%	15%	27%	31%
11-20	9%	11%	3%	10%	13%	12%	6%	6%	-	23%
MORE THAN 20	13%	6%	7%	27%	13%	28%	10%	9%	9%	8%
WON'T SAY	3%	-	-	-	3%	4%	3%	3%	-	-

AVERAGE NUMBER OF HOURS PER WEEK SPENT ON TASKS: ATTENDING INTERIM COMMITTEE HEARINGS

EXCLUDES LEGISLATIVE SESSIONS

QUESTION 14.8: ON AVERAGE, HOW MANY HOURS PER WEEK DO YOU SPEND ON THE FOLLOWING ACTIVITIES DURING THE INTERIM?: ATTENDING INTERIM COMMITTEE HEARINGS

	TOTAL SAMPLE (N=113)	WHAT AGENCY/OFFICE DO YOU WORK FOR?						DO YOU OVERSEE OR MANAGE STAFF?		DO YOU WORK DIRECTLY WITH INDIVIDUAL LEGISLATORS DURING THE INTERIM?		WORK LOCATION		
		LFC	LESC	LCS	HOUSE CHIEF CLERK'S OFFICE	SENATE CHIEF CLERK'S OFFICE	LEGISLATIVE LEADERSHIP STAFF	Yes	No	Yes	No	ON SITE IN SANTA FE	OFFSITE	PART-TIME IN SANTA FE, PART-TIME OFFSITE
0-3	57%	52%	56%	63%	100%	60%	29%	54%	58%	47%	74%	56%	14%	66%
4-6	18%	19%	22%	15%	-	-	29%	21%	16%	20%	13%	16%	29%	18%
7-10	15%	26%	-	11%	-	-	29%	15%	15%	20%	5%	19%	14%	8%
11-20	5%	-	11%	4%	-	20%	12%	8%	4%	8%	-	4%	14%	5%
MORE THAN 20	2%	4%	11%	-	-	-	-	-	3%	-	5%	3%	-	-
WON'T SAY	4%	-	-	7%	-	20%	-	3%	4%	4%	3%	1%	29%	3%

	TOTAL SAMPLE (N=113)	TIME IN POSITION				TIME WORKING FOR LEGISLATURE				
		LESS THAN A YEAR	1 TO 3 YEARS	4 TO 9 YEARS	10 YEARS OR LONGER	LESS THAN A YEAR	1 TO 3 YEARS	4 TO 6 YEARS	7 TO 9 YEARS	10 YEARS OR LONGER
0-3	57%	65%	63%	45%	50%	73%	52%	50%	56%	61%
4-6	18%	15%	13%	18%	29%	9%	17%	22%	13%	21%
7-10	15%	8%	13%	27%	17%	18%	10%	17%	25%	13%
11-20	5%	8%	8%	5%	-	-	14%	6%	6%	-
MORE THAN 20	2%	-	3%	-	4%	-	3%	-	-	3%
WON'T SAY	4%	4%	3%	5%	-	-	3%	6%	-	3%

	TOTAL SAMPLE (N=113)	AGE				EDUCATION				
		18 TO 29 YEARS	30 TO 39 YEARS	40 TO 49 YEARS	50 AND OVER	ASSOCIATE DEGREE OR LESS	BACHELOR'S DEGREE/ SOME GRADUATE SCHOOL	MASTER'S DEGREE	PROFESSIONAL DEGREE	DOCTORATE
0-3	57%	72%	47%	57%	63%	76%	58%	52%	36%	46%
4-6	18%	22%	13%	23%	16%	8%	16%	21%	18%	31%
7-10	15%	6%	23%	10%	19%	4%	16%	21%	27%	8%
11-20	5%	-	10%	7%	-	-	6%	3%	9%	15%
MORE THAN 20	2%	-	3%	3%	-	8%	-	-	-	-
WON'T SAY	4%	-	3%	-	3%	4%	3%	3%	9%	-

AVERAGE NUMBER OF HOURS PER WEEK SPENT ON TASKS: REVIEWING, DRAFTING AND/OR ANALYZING BILLS AND AMENDMENTS

EXCLUDES LEGISLATIVE SESSIONS

QUESTION 14.9: ON AVERAGE, HOW MANY HOURS PER WEEK DO YOU SPEND ON THE FOLLOWING ACTIVITIES DURING THE INTERIM?: REVIEWING, DRAFTING AND/OR ANALYZING BILLS AND AMENDMENTS

	TOTAL SAMPLE (N=113)	WHAT AGENCY/OFFICE DO YOU WORK FOR?						DO YOU OVERSEE OR MANAGE STAFF?		DO YOU WORK DIRECTLY WITH INDIVIDUAL LEGISLATORS DURING THE INTERIM?		WORK LOCATION		
		LFC	LESC	LCS	HOUSE CHIEF CLERK'S OFFICE	SENATE CHIEF CLERK'S OFFICE	LEGISLATIVE LEADERSHIP STAFF	Yes	No	Yes	No	ON SITE IN SANTA FE	OFFSITE	PART-TIME IN SANTA FE, PART-TIME OFFSITE
0-3	76%	81%	89%	65%	100%	80%	76%	74%	77%	78%	71%	76%	57%	79%
4-6	7%	15%	11%	4%	-	-	6%	15%	3%	8%	5%	12%	-	-
7-10	7%	-	-	15%	-	-	6%	5%	8%	4%	13%	6%	14%	8%
11-20	4%	4%	-	9%	-	-	-	3%	5%	3%	8%	1%	-	11%
MORE THAN 20	3%	-	-	2%	-	-	12%	-	4%	4%	-	3%	-	3%
WON'T SAY	3%	-	-	4%	-	20%	-	3%	3%	3%	3%	1%	29%	-

	TOTAL SAMPLE (N=113)	TIME IN POSITION				TIME WORKING FOR LEGISLATURE				
		LESS THAN A YEAR	1 TO 3 YEARS	4 TO 9 YEARS	10 YEARS OR LONGER	LESS THAN A YEAR	1 TO 3 YEARS	4 TO 6 YEARS	7 TO 9 YEARS	10 YEARS OR LONGER
0-3	76%	85%	78%	73%	71%	91%	79%	61%	88%	74%
4-6	7%	4%	8%	5%	13%	-	7%	6%	13%	8%
7-10	7%	4%	5%	9%	13%	-	7%	6%	-	13%
11-20	4%	4%	5%	5%	4%	9%	3%	11%	-	3%
MORE THAN 20	3%	-	5%	5%	-	-	3%	11%	-	-
WON'T SAY	3%	4%	-	5%	-	-	-	6%	-	3%

	TOTAL SAMPLE (N=113)	AGE				EDUCATION				
		18 TO 29 YEARS	30 TO 39 YEARS	40 TO 49 YEARS	50 AND OVER	ASSOCIATE DEGREE OR LESS	BACHELOR'S DEGREE/SOME GRADUATE SCHOOL	MASTER'S DEGREE	PROFESSIONAL DEGREE	DOCTORATE
0-3	76%	78%	87%	80%	69%	92%	81%	82%	36%	54%
4-6	7%	6%	3%	13%	3%	-	-	3%	36%	23%
7-10	7%	11%	-	3%	16%	4%	13%	6%	-	8%
11-20	4%	6%	3%	3%	6%	-	3%	3%	9%	15%
MORE THAN 20	3%	-	7%	-	3%	-	-	3%	18%	-
WON'T SAY	3%	-	-	-	3%	4%	3%	3%	-	-

AVERAGE NUMBER OF HOURS PER WEEK SPENT ON TASKS: RESPONDING TO QUESTIONS FROM LEGISLATORS

EXCLUDES LEGISLATIVE SESSIONS

QUESTION 14.10: ON AVERAGE, HOW MANY HOURS PER WEEK DO YOU SPEND ON THE FOLLOWING ACTIVITIES DURING THE INTERIM?: RESPONDING TO QUESTIONS FROM LEGISLATORS

	TOTAL SAMPLE (N=113)	WHAT AGENCY/OFFICE DO YOU WORK FOR?						DO YOU OVERSEE OR MANAGE STAFF?		DO YOU WORK DIRECTLY WITH INDIVIDUAL LEGISLATORS DURING THE INTERIM?		WORK LOCATION		
		LFC	LESC	LCS	HOUSE CHIEF CLERK'S OFFICE	SENATE CHIEF CLERK'S OFFICE	LEGISLATIVE LEADERSHIP STAFF	Yes	No	Yes	No	ON SITE IN SANTA FE	OFFSITE	PART-TIME IN SANTA FE, PART-TIME OFFSITE
0-3	65%	85%	89%	61%	40%	40%	35%	51%	72%	50%	92%	59%	43%	79%
4-6	19%	15%	11%	17%	40%	-	41%	31%	14%	28%	3%	22%	14%	16%
7-10	5%	-	-	11%	-	-	6%	8%	4%	7%	3%	7%	-	3%
11-20	5%	-	-	7%	-	20%	12%	8%	4%	8%	-	7%	-	3%
MORE THAN 20	3%	-	-	-	20%	20%	6%	-	4%	4%	-	3%	14%	-
WON'T SAY	3%	-	-	4%	-	20%	-	3%	3%	3%	3%	1%	29%	-

	TOTAL SAMPLE (N=113)	TIME IN POSITION				TIME WORKING FOR LEGISLATURE				
		LESS THAN A YEAR	1 TO 3 YEARS	4 TO 9 YEARS	10 YEARS OR LONGER	LESS THAN A YEAR	1 TO 3 YEARS	4 TO 6 YEARS	7 TO 9 YEARS	10 YEARS OR LONGER
0-3	65%	81%	60%	64%	58%	100%	69%	50%	75%	55%
4-6	19%	8%	25%	18%	25%	-	24%	17%	25%	21%
7-10	5%	4%	-	5%	17%	-	-	11%	-	11%
11-20	5%	4%	10%	5%	-	-	3%	6%	-	11%
MORE THAN 20	3%	-	5%	5%	-	-	3%	11%	-	-
WON'T SAY	3%	4%	-	5%	-	-	-	6%	-	3%

	TOTAL SAMPLE (N=113)	AGE				EDUCATION				
		18 TO 29 YEARS	30 TO 39 YEARS	40 TO 49 YEARS	50 AND OVER	ASSOCIATE DEGREE OR LESS	BACHELOR'S DEGREE/SOME GRADUATE SCHOOL	MASTER'S DEGREE	PROFESSIONAL DEGREE	DOCTORATE
0-3	65%	78%	80%	53%	59%	64%	65%	70%	55%	62%
4-6	19%	17%	17%	17%	25%	16%	23%	18%	27%	15%
7-10	5%	6%	-	10%	6%	8%	3%	3%	-	15%
11-20	5%	-	3%	13%	3%	8%	3%	3%	18%	-
MORE THAN 20	3%	-	-	7%	3%	-	3%	3%	-	8%
WON'T SAY	3%	-	-	-	3%	4%	3%	3%	-	-

DO TASKS DURING THE LEGISLATIVE SESSION CHANGE ON A REGULAR BASIS?

QUESTION 15: DO THE TASKS YOU DO ON A REGULAR BASIS CHANGE DURING THE LEGISLATIVE SESSION?

	TOTAL SAMPLE (N=113)	WHAT AGENCY/OFFICE DO YOU WORK FOR?						DO YOU OVERSEE OR MANAGE STAFF?		DO YOU WORK DIRECTLY WITH INDIVIDUAL LEGISLATORS DURING THE INTERIM?		WORK LOCATION		
		LFC	LESC	LCS	HOUSE CHIEF CLERK'S OFFICE	SENATE CHIEF CLERK'S OFFICE	LEGISLATIVE LEADERSHIP STAFF	Yes	No	Yes	No	ON SITE IN SANTA FE	OFFSITE	PART-TIME IN SANTA FE, PART-TIME OFFSITE
YES	84%	78%	89%	80%	100%	100%	94%	87%	82%	91%	71%	85%	86%	82%
NO	12%	11%	-	20%	-	-	6%	10%	14%	8%	21%	12%	14%	13%
I'M NOT SURE	3%	7%	11%	-	-	-	-	-	4%	-	8%	1%	-	5%
WON'T SAY	1%	4%	-	-	-	-	-	3%	-	1%	-	1%	-	-

	TOTAL SAMPLE (N=113)	TIME IN POSITION				TIME WORKING FOR LEGISLATURE				
		LESS THAN A YEAR	1 TO 3 YEARS	4 TO 9 YEARS	10 YEARS OR LONGER	LESS THAN A YEAR	1 TO 3 YEARS	4 TO 6 YEARS	7 TO 9 YEARS	10 YEARS OR LONGER
YES	84%	69%	85%	91%	92%	45%	93%	78%	88%	89%
NO	12%	19%	15%	9%	4%	27%	7%	22%	13%	8%
I'M NOT SURE	3%	12%	-	-	-	27%	-	-	-	-
WON'T SAY	1%	-	-	-	4%	-	-	-	-	3%

	TOTAL SAMPLE (N=113)	AGE				EDUCATION				
		18 TO 29 YEARS	30 TO 39 YEARS	40 TO 49 YEARS	50 AND OVER	ASSOCIATE DEGREE OR LESS	BACHELOR'S DEGREE/SOME GRADUATE SCHOOL	MASTER'S DEGREE	PROFESSIONAL DEGREE	DOCTORATE
YES	84%	67%	90%	83%	88%	84%	81%	91%	91%	69%
NO	12%	17%	10%	13%	13%	16%	10%	6%	9%	31%
I'M NOT SURE	3%	17%	-	-	-	-	10%	-	-	-
WON'T SAY	1%	-	-	3%	-	-	-	3%	-	-

FREQUENCY OF DOING TASKS OUTSIDE OF YOUR REGULAR JOB DUTIES AND RESPONSIBILITIES

QUESTION 16: HOW OFTEN DO YOU DO TASKS THAT ARE OUTSIDE OF YOUR REGULAR JOB DUTIES AND RESPONSIBILITIES?

	TOTAL SAMPLE (N=113)	WHAT AGENCY/OFFICE DO YOU WORK FOR?						DO YOU OVERSEE OR MANAGE STAFF?		DO YOU WORK DIRECTLY WITH INDIVIDUAL LEGISLATORS DURING THE INTERIM?		WORK LOCATION		
		LFC	LESC	LCS	HOUSE CHIEF CLERK'S OFFICE	SENATE CHIEF CLERK'S OFFICE	LEGISLATIVE LEADERSHIP STAFF	Yes	No	Yes	No	ON SITE IN SANTA FE	OFFSITE	PART-TIME IN SANTA FE, PART-TIME OFFSITE
VERY FREQUENTLY	11%	15%	-	9%	-	-	24%	13%	9%	12%	8%	7%	29%	13%
FREQUENTLY	26%	41%	33%	20%	20%	20%	24%	26%	26%	32%	13%	34%	-	16%
SOMETIMES	34%	15%	33%	39%	60%	60%	24%	36%	32%	28%	42%	32%	14%	39%
RARELY	14%	15%	11%	13%	-	20%	24%	15%	14%	16%	11%	12%	29%	16%
NEVER	10%	7%	22%	11%	-	-	6%	3%	14%	3%	24%	10%	29%	5%
I'M NOT SURE	4%	-	-	7%	20%	-	-	5%	3%	5%	-	1%	-	8%
WON'T SAY	3%	7%	-	2%	-	-	-	3%	3%	3%	3%	3%	-	3%

	TOTAL SAMPLE (N=113)	TIME IN POSITION				TIME WORKING FOR LEGISLATURE				
		LESS THAN A YEAR	1 TO 3 YEARS	4 TO 9 YEARS	10 YEARS OR LONGER	LESS THAN A YEAR	1 TO 3 YEARS	4 TO 6 YEARS	7 TO 9 YEARS	10 YEARS OR LONGER
VERY FREQUENTLY	11%	12%	8%	14%	13%	-	10%	11%	13%	13%
FREQUENTLY	26%	12%	28%	27%	33%	-	24%	22%	38%	29%
SOMETIMES	34%	35%	48%	18%	25%	36%	45%	39%	31%	24%
RARELY	14%	15%	5%	32%	13%	18%	7%	22%	13%	16%
NEVER	10%	23%	8%	9%	-	36%	7%	6%	6%	8%
I'M NOT SURE	4%	-	5%	-	8%	-	7%	-	-	5%
WON'T SAY	3%	4%	-	-	8%	9%	-	-	-	5%

	TOTAL SAMPLE (N=113)	AGE				EDUCATION				
		18 TO 29 YEARS	30 TO 39 YEARS	40 TO 49 YEARS	50 AND OVER	ASSOCIATE DEGREE OR LESS	BACHELOR'S DEGREE/SOME GRADUATE SCHOOL	MASTER'S DEGREE	PROFESSIONAL DEGREE	DOCTORATE
VERY FREQUENTLY	11%	17%	10%	17%	-	20%	13%	6%	9%	-
FREQUENTLY	26%	22%	30%	33%	16%	24%	16%	36%	27%	23%
SOMETIMES	34%	33%	33%	33%	38%	32%	35%	39%	27%	23%
RARELY	14%	11%	7%	10%	28%	8%	19%	6%	9%	38%
NEVER	10%	17%	7%	3%	13%	12%	13%	6%	9%	8%
I'M NOT SURE	4%	-	7%	-	6%	4%	3%	-	18%	-
WON'T SAY	3%	-	7%	3%	-	-	-	6%	-	8%

PERCENTAGE OF LEGISLATIVE WORK CONDUCTED OUTSIDE OF TRADITIONAL WORK HOURS DURING THE INTERIM PERIOD

QUESTION 17: DURING THE INTERIM PERIOD, ON AVERAGE, WHAT PERCENTAGE OF YOUR WORK, IF ANY, IS CONDUCTED OUTSIDE OF TRADITIONAL WORK HOURS (8 A.M. TO 5 P.M.)? _____%

	TOTAL SAMPLE (N=113)	WHAT AGENCY/OFFICE DO YOU WORK FOR?						DO YOU OVERSEE OR MANAGE STAFF?		DO YOU WORK DIRECTLY WITH INDIVIDUAL LEGISLATORS DURING THE INTERIM?		WORK LOCATION		
		LFC	LESC	LCS	HOUSE CHIEF CLERK'S OFFICE	SENATE CHIEF CLERK'S OFFICE	LEGISLATIVE LEADERSHIP STAFF	Yes	No	Yes	No	ON SITE IN SANTA FE	OFFSITE	PART-TIME IN SANTA FE, PART-TIME OFFSITE
0%	17%	11%	11%	26%	20%	20%	-	5%	23%	7%	37%	15%	29%	18%
1%-5%	20%	19%	33%	17%	20%	20%	18%	21%	20%	16%	29%	21%	-	24%
6%-10%	30%	33%	33%	26%	40%	40%	35%	38%	26%	39%	13%	34%	43%	21%
11%-20%	15%	11%	11%	11%	20%	-	35%	18%	14%	19%	8%	12%	14%	21%
MORE THAN 20%	13%	19%	11%	15%	-	-	12%	13%	14%	15%	8%	16%	-	11%
WON'T SAY	4%	7%	-	4%	-	20%	-	5%	4%	4%	5%	3%	14%	5%

	TOTAL SAMPLE (N=113)	TIME IN POSITION				TIME WORKING FOR LEGISLATURE				
		LESS THAN A YEAR	1 TO 3 YEARS	4 TO 9 YEARS	10 YEARS OR LONGER	LESS THAN A YEAR	1 TO 3 YEARS	4 TO 6 YEARS	7 TO 9 YEARS	10 YEARS OR LONGER
0%	17%	27%	15%	18%	8%	36%	10%	17%	13%	18%
1%-5%	20%	15%	25%	18%	21%	27%	21%	22%	19%	18%
6%-10%	30%	31%	25%	32%	33%	9%	28%	33%	44%	29%
11%-20%	15%	15%	13%	23%	13%	9%	24%	11%	19%	11%
MORE THAN 20%	13%	8%	18%	9%	17%	9%	10%	17%	6%	18%
WON'T SAY	4%	4%	5%	-	8%	9%	7%	-	-	5%

	TOTAL SAMPLE (N=113)	AGE				EDUCATION				
		18 TO 29 YEARS	30 TO 39 YEARS	40 TO 49 YEARS	50 AND OVER	ASSOCIATE DEGREE OR LESS	BACHELOR'S DEGREE/SOME GRADUATE SCHOOL	MASTER'S DEGREE	PROFESSIONAL DEGREE	DOCTORATE
0%	17%	22%	17%	7%	25%	28%	23%	12%	-	8%
1%-5%	20%	22%	27%	20%	16%	20%	26%	9%	36%	23%
6%-10%	30%	11%	37%	30%	28%	12%	29%	45%	36%	23%
11%-20%	15%	22%	10%	17%	16%	12%	10%	24%	18%	8%
MORE THAN 20%	13%	22%	7%	17%	13%	24%	13%	6%	9%	15%
WON'T SAY	4%	-	3%	10%	3%	4%	-	3%	-	23%

DO YOU OVERSEE OR MANAGE STAFF?

QUESTION 18: DO YOU OVERSEE OR MANAGE STAFF?

	TOTAL SAMPLE (N=113)	WHAT AGENCY/OFFICE DO YOU WORK FOR?						DO YOU OVERSEE OR MANAGE STAFF?		DO YOU WORK DIRECTLY WITH INDIVIDUAL LEGISLATORS DURING THE INTERIM?		WORK LOCATION		
		LFC	LESC	LCS	HOUSE CHIEF CLERK'S OFFICE	SENATE CHIEF CLERK'S OFFICE	LEGISLATIVE LEADERSHIP STAFF	Yes	No	Yes	No	ON SITE IN SANTA FE	OFFSITE	PART-TIME IN SANTA FE, PART-TIME OFFSITE
Yes	35%	26%	22%	37%	60%	20%	41%	100%	-	42%	21%	38%	14%	32%
No	65%	74%	78%	63%	40%	80%	59%	-	100%	58%	79%	62%	86%	68%

	TOTAL SAMPLE (N=113)	TIME IN POSITION				TIME WORKING FOR LEGISLATURE				
		LESS THAN A YEAR	1 TO 3 YEARS	4 TO 9 YEARS	10 YEARS OR LONGER	LESS THAN A YEAR	1 TO 3 YEARS	4 TO 6 YEARS	7 TO 9 YEARS	10 YEARS OR LONGER
Yes	35%	19%	35%	36%	50%	9%	24%	28%	38%	53%
No	65%	81%	65%	64%	50%	91%	76%	72%	63%	47%

	TOTAL SAMPLE (N=113)	AGE				EDUCATION				
		18 TO 29 YEARS	30 TO 39 YEARS	40 TO 49 YEARS	50 AND OVER	ASSOCIATE DEGREE OR LESS	BACHELOR'S DEGREE/SOME GRADUATE SCHOOL	MASTER'S DEGREE	PROFESSIONAL DEGREE	DOCTORATE
Yes	35%	6%	23%	50%	44%	32%	32%	33%	64%	23%
No	65%	94%	77%	50%	56%	68%	68%	67%	36%	77%

ARE STAFF ALLOWED TO ALTERNATE BETWEEN CORE RESPONSIBILITIES AND SERVING LEGISLATORS DURING THE INTERIM?

AMONG THOSE WHO MANAGE STAFF

QUESTION 19: ARE STAFF ALLOWED TO ALTERNATE BETWEEN CORE RESPONSIBILITIES AND SERVING LEGISLATORS DURING THE INTERIM?

	TOTAL RESPONSES (N=39)	WHAT AGENCY/OFFICE DO YOU WORK FOR?						DO YOU OVERSEE OR MANAGE STAFF?		DO YOU WORK DIRECTLY WITH INDIVIDUAL LEGISLATORS DURING THE INTERIM?		WORK LOCATION		
		LFC	LESC	LCS	HOUSE CHIEF CLERK'S OFFICE	SENATE CHIEF CLERK'S OFFICE	LEGISLATIVE LEADERSHIP STAFF	Yes	No	Yes	No	ON SITE IN SANTA FE	OFFSITE	PART-TIME IN SANTA FE, PART-TIME OFFSITE
Yes	67%	71%	100%	59%	100%	-	86%	67%	-	81%	13%	62%	-	83%
No	23%	14%	-	35%	-	-	14%	23%	-	13%	63%	27%	100%	8%
I'M NOT SURE	10%	14%	-	6%	-	100%	-	10%	-	6%	25%	12%	-	8%

	TOTAL RESPONSES (N=39)	TIME IN POSITION				TIME WORKING FOR LEGISLATURE				
		LESS THAN A YEAR	1 TO 3 YEARS	4 TO 9 YEARS	10 YEARS OR LONGER	LESS THAN A YEAR	1 TO 3 YEARS	4 TO 6 YEARS	7 TO 9 YEARS	10 YEARS OR LONGER
Yes	67%	40%	71%	63%	75%	100%	86%	40%	50%	70%
No	23%	40%	29%	25%	8%	-	14%	60%	33%	15%
I'M NOT SURE	10%	20%	-	13%	17%	-	-	-	17%	15%

	TOTAL RESPONSES (N=39)	AGE				EDUCATION				
		18 TO 29 YEARS	30 TO 39 YEARS	40 TO 49 YEARS	50 AND OVER	ASSOCIATE DEGREE OR LESS	BACHELOR'S DEGREE/ SOME GRADUATE SCHOOL	MASTER'S DEGREE	PROFESSIONAL DEGREE	DOCTORATE
Yes	67%	100%	71%	87%	50%	38%	80%	82%	43%	100%
No	23%	-	14%	13%	29%	50%	10%	18%	29%	-
I'M NOT SURE	10%	-	14%	-	21%	13%	10%	-	29%	-

DO YOU WORK DIRECTLY WITH *INDIVIDUAL* LEGISLATORS DURING THE INTERIM?

QUESTION 20: DO YOU WORK DIRECTLY WITH INDIVIDUAL LEGISLATORS DURING THE INTERIM?

	TOTAL SAMPLE (N=113)	WHAT AGENCY/OFFICE DO YOU WORK FOR?						DO YOU OVERSEE OR MANAGE STAFF?		DO YOU WORK DIRECTLY WITH INDIVIDUAL LEGISLATORS DURING THE INTERIM?		WORK LOCATION		
		LFC	LESC	LCS	HOUSE CHIEF CLERK'S OFFICE	SENATE CHIEF CLERK'S OFFICE	LEGISLATIVE LEADERSHIP STAFF	Yes	No	Yes	No	ON SITE IN SANTA FE	OFFSITE	PART-TIME IN SANTA FE, PART-TIME OFFSITE
YES	65%	56%	78%	54%	100%	60%	100%	79%	58%	100%	-	69%	57%	61%
No	34%	41%	22%	46%	-	40%	-	21%	41%	-	100%	29%	43%	39%
WON'T SAY	1%	4%	-	-	-	-	-	-	1%	-	-	1%	-	-

	TOTAL SAMPLE (N=113)	TIME IN POSITION				TIME WORKING FOR LEGISLATURE				
		LESS THAN A YEAR	1 TO 3 YEARS	4 TO 9 YEARS	10 YEARS OR LONGER	LESS THAN A YEAR	1 TO 3 YEARS	4 TO 6 YEARS	7 TO 9 YEARS	10 YEARS OR LONGER
YES	65%	50%	68%	73%	71%	27%	69%	72%	75%	66%
No	34%	50%	30%	27%	29%	73%	31%	28%	25%	32%
WON'T SAY	1%	-	3%	-	-	-	-	-	-	3%

	TOTAL SAMPLE (N=113)	AGE				EDUCATION				
		18 TO 29 YEARS	30 TO 39 YEARS	40 TO 49 YEARS	50 AND OVER	ASSOCIATE DEGREE OR LESS	BACHELOR'S DEGREE/SOME GRADUATE SCHOOL	MASTER'S DEGREE	PROFESSIONAL DEGREE	DOCTORATE
YES	65%	61%	67%	70%	59%	56%	58%	79%	91%	46%
No	34%	39%	33%	30%	38%	44%	39%	21%	9%	54%
WON'T SAY	1%	-	-	-	3%	-	3%	-	-	-

FREQUENCY OF INTERACTIONS WITH EXTERNAL STAKEHOLDERS DURING THE INTERIM

QUESTION 21: HOW OFTEN DO YOU HAVE INTERACTIONS WITH EXTERNAL STAKEHOLDERS SUCH AS ADVOCACY GROUPS, LOBBYISTS, CONSTITUENTS, AND COMMUNITY GROUPS DURING THE INTERIM?

	TOTAL SAMPLE (N=113)	WHAT AGENCY/OFFICE DO YOU WORK FOR?						DO YOU OVERSEE OR MANAGE STAFF?		DO YOU WORK DIRECTLY WITH INDIVIDUAL LEGISLATORS DURING THE INTERIM?		WORK LOCATION		
		LFC	LESC	LCS	HOUSE CHIEF CLERK'S OFFICE	SENATE CHIEF CLERK'S OFFICE	LEGISLATIVE LEADERSHIP STAFF	Yes	No	Yes	No	ON SITE IN SANTA FE	OFFSITE	PART-TIME IN SANTA FE, PART-TIME OFFSITE
VERY FREQUENTLY	21%	22%	33%	11%	60%	40%	24%	31%	16%	31%	3%	25%	14%	16%
FREQUENTLY	26%	26%	56%	20%	-	20%	41%	28%	24%	34%	8%	25%	29%	26%
SOMETIMES	20%	33%	-	13%	40%	-	29%	21%	20%	22%	18%	26%	-	13%
RARELY	17%	19%	-	22%	-	40%	6%	10%	20%	8%	34%	13%	43%	18%
NEVER	16%	-	11%	35%	-	-	-	10%	19%	5%	37%	10%	14%	26%

	TOTAL SAMPLE (N=113)	TIME IN POSITION				TIME WORKING FOR LEGISLATURE				
		LESS THAN A YEAR	1 TO 3 YEARS	4 TO 9 YEARS	10 YEARS OR LONGER	LESS THAN A YEAR	1 TO 3 YEARS	4 TO 6 YEARS	7 TO 9 YEARS	10 YEARS OR LONGER
VERY FREQUENTLY	21%	19%	10%	27%	33%	18%	14%	11%	19%	32%
FREQUENTLY	26%	15%	35%	27%	21%	9%	34%	33%	31%	18%
SOMETIMES	20%	12%	30%	23%	13%	18%	24%	28%	25%	13%
RARELY	17%	35%	10%	-	25%	45%	10%	11%	6%	21%
NEVER	16%	19%	15%	23%	8%	9%	17%	17%	19%	16%

	TOTAL SAMPLE (N=113)	AGE				EDUCATION				
		18 TO 29 YEARS	30 TO 39 YEARS	40 TO 49 YEARS	50 AND OVER	ASSOCIATE DEGREE OR LESS	BACHELOR'S DEGREE/ SOME GRADUATE SCHOOL	MASTER'S DEGREE	PROFESSIONAL DEGREE	DOCTORATE
VERY FREQUENTLY	21%	6%	27%	23%	19%	20%	23%	21%	27%	15%
FREQUENTLY	26%	22%	30%	27%	25%	8%	26%	39%	36%	15%
SOMETIMES	20%	39%	17%	17%	16%	16%	16%	18%	27%	38%
RARELY	17%	22%	17%	17%	16%	24%	23%	9%	9%	15%
NEVER	16%	11%	10%	17%	25%	32%	13%	12%	-	15%

WOULD YOU BENEFIT FROM ADDITIONAL TRAINING?

QUESTION 22: COULD YOU BENEFIT FROM ADDITIONAL TRAINING?

	TOTAL SAMPLE (N=113)	WHAT AGENCY/OFFICE DO YOU WORK FOR?						DO YOU OVERSEE OR MANAGE STAFF?		DO YOU WORK DIRECTLY WITH INDIVIDUAL LEGISLATORS DURING THE INTERIM?		WORK LOCATION		
		LFC	LESC	LCS	HOUSE CHIEF CLERK'S OFFICE	SENATE CHIEF CLERK'S OFFICE	LEGISLATIVE LEADERSHIP STAFF	Yes	No	Yes	No	ON SITE IN SANTA FE	OFFSITE	PART-TIME IN SANTA FE, PART-TIME OFFSITE
Yes	63%	44%	67%	70%	80%	100%	65%	67%	61%	66%	55%	60%	29%	74%
No	37%	56%	33%	30%	20%	-	35%	33%	39%	34%	45%	40%	71%	26%

	TOTAL SAMPLE (N=113)	TIME IN POSITION				TIME WORKING FOR LEGISLATURE				
		LESS THAN A YEAR	1 TO 3 YEARS	4 TO 9 YEARS	10 YEARS OR LONGER	LESS THAN A YEAR	1 TO 3 YEARS	4 TO 6 YEARS	7 TO 9 YEARS	10 YEARS OR LONGER
Yes	63%	69%	73%	64%	38%	55%	79%	67%	56%	53%
No	37%	31%	28%	36%	63%	45%	21%	33%	44%	47%

	TOTAL SAMPLE (N=113)	AGE				EDUCATION				
		18 TO 29 YEARS	30 TO 39 YEARS	40 TO 49 YEARS	50 AND OVER	ASSOCIATE DEGREE OR LESS	BACHELOR'S DEGREE/SOME GRADUATE SCHOOL	MASTER'S DEGREE	PROFESSIONAL DEGREE	DOCTORATE
Yes	63%	83%	40%	73%	59%	60%	74%	58%	64%	54%
No	37%	17%	60%	27%	41%	40%	26%	42%	36%	46%

WAYS ADDITIONAL TRAINING WOULD BENEFIT YOU

QUESTION 22A: HOW COULD YOU BENEFIT FROM ADDITIONAL TRAINING?

Additional data analysis skills to better serve Legislators and conduct research.
Additional technical training on methods of analysis (i.e., statistics, research).
Additional training on bill drafting, policy research, and best places to get info and analysis within and outside of NM government.
All professional development, especially from orgs like NCSL, benefits me and informs how I approach and value my work.
Any additional training on our internal policies and regulations would be helpful.
Anything that helps you to be proficient or anything new.
Budgeting 101, Legislation 101, etc.
Certification training especially.
Communications workshops, updates on best PR practices in the shifting information era.
Computer training.
Constituent concern specifics: homelessness assistance, etc.
Continued national level professional development, formal recurring collaboration across legislative staffing agencies.
Could benefit from more training on statistical tools.
CPR
Data analysis.
Data analytics tools that could make our work more efficient.
Excel, publisher training.
Excel/PowerPoint tips.
General onboard training.
Having more budget expertise in my areas.
Human resources training.
I almost said "no" to this. However, increasing reliance on new software means that training in it will always be useful.
I can benefit from extra IT Professional Training. It'll expand my knowledge and help my income.
I don't understand what exactly LFC does and feel like I know minimal about the legislative process.
I have only been working here for 7 weeks, so I have lots of training to do.
I think trauma response training would help me in responding to highly emotional constituents and those who appear to be having a psychological episode. I am interested in expanding my institutional knowledge and taking on more session responsibilities, so some IT training (how to run the big board) might be helpful.
I would benefit from better understanding of LCS, LFC, and LESC, and other resources offered within the Capitol to support in my understanding of how these departments can support the Legislators and improve collaboration with these departments.

DRAFT

I'd love proper training on how to use Word Perfect, especially formatting for bills and interim documents that are specialized.
Increased training specific to the duties of a policy analyst, training on how to interact effectively with Legislators, training on how to work with community members outside of special interest groups/lobbyists would all be beneficial.
Information Technology.
In-house with staff or outside presenters; sessions with other legislative agencies; conferences.
IT training would be helpful. As a manager it would be helpful to understand all the complexities of HR.
Job requires continues training.
Job satisfaction is closely tied with ongoing professional development, I would greatly appreciate more investment in staff learning, training, and opportunities for professional development.
LCS Policy training
LCS should provide training on updated Microsoft Office tools.
Leading question. I assumed the pollster wanted me to answer this way.
Legislative procedure and decorum.
Legislative specifics about the roles of the committees, standing and interim.
Legislative staff-specific training, such as NCSL's Legislative Staff Management Institute, would be helpful.
Management training.
Management training includes our own internal systems since they vary by agency. (i.e., LFC provides tuition reimbursement, LCS does not so I can't offer that as a benefit to employees).
Management/personnel training/hiring.
More info on the purpose/function of interim committee meetings, more info on the tech involved in interim committee meetings.
More specialized training in certain aspects of job.
New technologies
New Technology
Nothing specific. Everyone can benefit from additional meaningful training.
Paid training for IT certifications.
Proofing/fact checking/editing.
Refresh on programs we use.
Reminder about Gift Act and handling difficult constituents.
See my prior note. We already have a pretty rigorous training and professional development regimen for our staff.
Taking more certifications.
Technology

WAYS ADDITIONAL TRAINING WOULD BENEFIT YOU (CONTINUED)

QUESTION 22A: HOW COULD YOU BENEFIT FROM ADDITIONAL TRAINING?

The more training we have, the better we can help the people of NM, including Senators and constituents.

Training on travel calculations

Training for software available to staff like SharePoint to better utilize its functionality.

Training is always beneficial.

Training to learn the roles of the permanent divisions' administrations, their parameters, and how to be included and effectively collaborate with them on administrative matters and projects to accomplish administrative objectives of Leadership; ensuring that staff in Leadership offices reliably receive information; what are the roles and authority of Leadership offices vs. administrations of permanent divisions; what authority does Leadership have over their office budgets and expenditures; how to effectively make expenditures (such as deadlines for making purchases before the end of the fiscal year, whether there

will be communications to the ordering party when LCS changes the order, and whether Leadership of one legislative house will be consulted or has authority over the request of another house's Leadership, etc.).

Updates on legislation and various components of the legislative process.

Use of statistical analysis software.

We make my job more successful.

When you say training do you mean additional degrees or certifications? If so, then yes, I wonder if an MPA or MPP degree would be beneficial to my role.

Would be nice if we had brush-up sessions.

Writing and research resources (contact information for government to government), political culture.

Yes, I'll take any training, also find training that will help the team and going for my master's MBA this year.

AWARENESS OF SPECIFIC POLICIES IN PLACE TO ENSURE YOU AND OTHER STAFF MEMBERS DO NOT ENGAGE IN PARTISAN WORK

QUESTION 23: ARE YOU AWARE OF SPECIFIC POLICIES IN PLACE TO ENSURE YOU AND OTHER STAFF MEMBERS DO NOT ENGAGE IN PARTISAN WORK ON BEHALF OF ANY LEGISLATOR?

	TOTAL SAMPLE (N=113)	WHAT AGENCY/OFFICE DO YOU WORK FOR?						DO YOU OVERSEE OR MANAGE STAFF?		DO YOU WORK DIRECTLY WITH INDIVIDUAL LEGISLATORS DURING THE INTERIM?		WORK LOCATION		
		LFC	LESC	LCS	HOUSE CHIEF CLERK'S OFFICE	SENATE CHIEF CLERK'S OFFICE	LEGISLATIVE LEADERSHIP STAFF	Yes	No	Yes	No	ON SITE IN SANTA FE	OFFSITE	PART-TIME IN SANTA FE, PART-TIME OFFSITE
Yes	91%	96%	100%	89%	80%	80%	88%	97%	88%	92%	89%	91%	71%	95%
No	9%	4%	-	11%	20%	20%	12%	3%	12%	8%	11%	9%	29%	5%

	TOTAL SAMPLE (N=113)	TIME IN POSITION				TIME WORKING FOR LEGISLATURE				
		LESS THAN A YEAR	1 TO 3 YEARS	4 TO 9 YEARS	10 YEARS OR LONGER	LESS THAN A YEAR	1 TO 3 YEARS	4 TO 6 YEARS	7 TO 9 YEARS	10 YEARS OR LONGER
Yes	91%	92%	93%	91%	92%	82%	97%	78%	100%	95%
No	9%	8%	8%	9%	8%	18%	3%	22%	-	5%

	TOTAL SAMPLE (N=113)	AGE				EDUCATION				
		18 TO 29 YEARS	30 TO 39 YEARS	40 TO 49 YEARS	50 AND OVER	ASSOCIATE DEGREE OR LESS	BACHELOR'S DEGREE/ SOME GRADUATE SCHOOL	MASTER'S DEGREE	PROFESSIONAL DEGREE	DOCTORATE
Yes	91%	89%	87%	97%	94%	88%	84%	97%	100%	92%
No	9%	11%	13%	3%	6%	12%	16%	3%	-	8%

RECEIVED ETHICS TRAINING TO ENHANCE YOUR ABILITY TO DISTINGUISH BETWEEN PARTISAN AND NON-PARTISAN WORK ACTIVITIES

QUESTION 24: HAVE YOU RECEIVED ETHICS TRAINING TO ENHANCE YOUR ABILITY TO DISTINGUISH BETWEEN PARTISAN AND NON-PARTISAN WORK ACTIVITIES?

	TOTAL SAMPLE (N=113)	WHAT AGENCY/OFFICE DO YOU WORK FOR?						DO YOU OVERSEE OR MANAGE STAFF?		DO YOU WORK DIRECTLY WITH INDIVIDUAL LEGISLATORS DURING THE INTERIM?		WORK LOCATION		
		LFC	LESC	LCS	HOUSE CHIEF CLERK'S OFFICE	SENATE CHIEF CLERK'S OFFICE	LEGISLATIVE LEADERSHIP STAFF	Yes	No	Yes	No	ON SITE IN SANTA FE	OFFSITE	PART-TIME IN SANTA FE, PART-TIME OFFSITE
YES	69%	93%	78%	59%	100%	40%	59%	74%	66%	76%	55%	71%	71%	66%
No	30%	7%	22%	41%	-	60%	35%	23%	34%	23%	45%	29%	29%	32%
WON'T SAY	1%	-	-	-	-	-	6%	3%	-	1%	-	-	-	3%

	TOTAL SAMPLE (N=113)	TIME IN POSITION				TIME WORKING FOR LEGISLATURE				
		LESS THAN A YEAR	1 TO 3 YEARS	4 TO 9 YEARS	10 YEARS OR LONGER	LESS THAN A YEAR	1 TO 3 YEARS	4 TO 6 YEARS	7 TO 9 YEARS	10 YEARS OR LONGER
YES	69%	54%	68%	64%	96%	55%	66%	50%	94%	76%
No	30%	46%	30%	36%	4%	45%	31%	50%	6%	24%
WON'T SAY	1%	-	3%	-	-	-	3%	-	-	-

	TOTAL SAMPLE (N=113)	AGE				EDUCATION				
		18 TO 29 YEARS	30 TO 39 YEARS	40 TO 49 YEARS	50 AND OVER	ASSOCIATE DEGREE OR LESS	BACHELOR'S DEGREE/SOME GRADUATE SCHOOL	MASTER'S DEGREE	PROFESSIONAL DEGREE	DOCTORATE
YES	69%	61%	77%	70%	66%	68%	58%	73%	82%	77%
No	30%	39%	20%	30%	34%	32%	42%	24%	18%	23%
WON'T SAY	1%	-	3%	-	-	-	-	3%	-	-

EFFECTIVENESS OF ETHICS TRAINING YOU RECEIVED
 AMONG THOSE WHO RECEIVED ETHICS TRAINING

QUESTION 25: HOW EFFECTIVE WAS THE ETHICS TRAINING YOU RECEIVED?

	TOTAL RESPONSES (N=78)	WHAT AGENCY/OFFICE DO YOU WORK FOR?						DO YOU OVERSEE OR MANAGE STAFF?		DO YOU WORK DIRECTLY WITH INDIVIDUAL LEGISLATORS DURING THE INTERIM?		WORK LOCATION		
		LFC	LESC	LCS	HOUSE CHIEF CLERK'S OFFICE	SENATE CHIEF CLERK'S OFFICE	LEGISLATIVE LEADERSHIP STAFF	Yes	No	Yes	No	ON SITE IN SANTA FE	OFFSITE	PART-TIME IN SANTA FE, PART-TIME OFFSITE
5 - VERY EFFECTIVE	27%	36%	29%	30%	20%	-	10%	28%	27%	23%	38%	27%	40%	24%
4	41%	44%	43%	37%	40%	50%	30%	31%	47%	45%	33%	48%	40%	28%
3	21%	16%	14%	26%	20%	50%	20%	31%	14%	20%	19%	17%	20%	28%
2	6%	4%	14%	4%	-	-	20%	3%	8%	7%	5%	6%	-	8%
1 - NOT EFFECTIVE AT ALL	1%	-	-	-	-	-	10%	-	2%	2%	-	-	-	4%
UNSURE	4%	-	-	4%	20%	-	10%	7%	2%	4%	5%	2%	-	8%
MEAN †	3.9	4.1	3.9	4.0	4.0	3.5	3.1	3.9	3.9	3.8	4.1	4.0	4.2	3.7

	TOTAL RESPONSES (N=78)	TIME IN POSITION				TIME WORKING FOR LEGISLATURE				
		LESS THAN A YEAR	1 TO 3 YEARS	4 TO 9 YEARS	10 YEARS OR LONGER	LESS THAN A YEAR	1 TO 3 YEARS	4 TO 6 YEARS	7 TO 9 YEARS	10 YEARS OR LONGER
5 - VERY EFFECTIVE	27%	21%	26%	14%	39%	17%	32%	33%	-	38%
4	41%	43%	30%	57%	43%	67%	26%	33%	60%	38%
3	21%	7%	33%	21%	13%	-	26%	11%	33%	17%
2	6%	14%	7%	-	4%	-	11%	11%	7%	3%
1 - NOT EFFECTIVE AT ALL	1%	7%	-	-	-	-	-	11%	-	-
UNSURE	4%	7%	4%	7%	-	17%	5%	-	-	3%
MEAN †	3.9	3.6	3.8	3.9	4.2	4.2	3.8	3.7	3.5	4.1

	TOTAL RESPONSES (N=78)	AGE				EDUCATION				
		18 TO 29 YEARS	30 TO 39 YEARS	40 TO 49 YEARS	50 AND OVER	ASSOCIATE DEGREE OR LESS	BACHELOR'S DEGREE/SOME GRADUATE SCHOOL	MASTER'S DEGREE	PROFESSIONAL DEGREE	DOCTORATE
5 - VERY EFFECTIVE	27%	9%	22%	38%	33%	35%	33%	21%	22%	20%
4	41%	55%	52%	29%	33%	53%	17%	63%	22%	30%
3	21%	9%	13%	29%	29%	-	28%	8%	44%	50%
2	6%	18%	9%	-	-	6%	6%	8%	11%	-
1 - NOT EFFECTIVE AT ALL	1%	9%	-	-	-	-	6%	-	-	-
UNSURE	4%	-	4%	5%	5%	6%	11%	-	-	-
MEAN †	3.9	3.4	3.9	4.1	4.1	4.3	3.8	4.0	3.6	3.7

† THE MEAN SCORE IS DERIVED BY TAKING THE AVERAGE SCORE BASED ON THE 5-POINT SCALE. THE VERY EFFECTIVE RESPONSE IS ASSIGNED A VALUE OF 5; THE NOT EFFECTIVE AT ALL RESPONSE IS ASSIGNED A VALUE OF 1. THE DON'T KNOW/WON'T SAY RESPONSES ARE EXCLUDED FROM THE CALCULATION OF THE MEAN.

ARE MENTORSHIP OPPORTUNITIES THAT ARE PRESENTED SUFFICIENT?

QUESTION 26: DO YOU FEEL THAT THE MENTORSHIP OPPORTUNITIES PRESENTED TO YOU ARE SUFFICIENT?

	TOTAL SAMPLE (N=113)	WHAT AGENCY/OFFICE DO YOU WORK FOR?						DO YOU OVERSEE OR MANAGE STAFF?		DO YOU WORK DIRECTLY WITH INDIVIDUAL LEGISLATORS DURING THE INTERIM?		WORK LOCATION		
		LFC	LESC	LCS	HOUSE CHIEF CLERK'S OFFICE	SENATE CHIEF CLERK'S OFFICE	LEGISLATIVE LEADERSHIP STAFF	Yes	No	Yes	No	ON SITE IN SANTA FE	OFFSITE	PART-TIME IN SANTA FE, PART-TIME OFFSITE
YES	46%	74%	22%	39%	40%	60%	41%	46%	46%	43%	50%	50%	57%	37%
NO	12%	15%	-	15%	-	20%	6%	15%	11%	14%	11%	13%	14%	11%
I'M NOT SURE	18%	4%	56%	20%	20%	-	24%	18%	18%	20%	13%	13%	14%	26%
I HAVE NOT HAD ANY MENTORSHIP OPPORTUNITIES	23%	7%	22%	26%	40%	20%	29%	18%	26%	23%	24%	22%	14%	26%
WON'T SAY	1%	-	-	-	-	-	-	3%	-	-	3%	1%	-	-

	TOTAL SAMPLE (N=113)	TIME IN POSITION				TIME WORKING FOR LEGISLATURE				
		LESS THAN A YEAR	1 TO 3 YEARS	4 TO 9 YEARS	10 YEARS OR LONGER	LESS THAN A YEAR	1 TO 3 YEARS	4 TO 6 YEARS	7 TO 9 YEARS	10 YEARS OR LONGER
YES	46%	46%	48%	32%	58%	73%	38%	39%	31%	55%
NO	12%	15%	18%	-	13%	-	21%	6%	19%	11%
I'M NOT SURE	18%	19%	15%	27%	13%	9%	14%	22%	25%	18%
I HAVE NOT HAD ANY MENTORSHIP OPPORTUNITIES	23%	19%	20%	36%	17%	18%	28%	33%	25%	13%
WON'T SAY	1%	-	-	5%	-	-	-	-	-	3%

	TOTAL SAMPLE (N=113)	AGE				EDUCATION				
		18 TO 29 YEARS	30 TO 39 YEARS	40 TO 49 YEARS	50 AND OVER	ASSOCIATE DEGREE OR LESS	BACHELOR'S DEGREE/SOME GRADUATE SCHOOL	MASTER'S DEGREE	PROFESSIONAL DEGREE	DOCTORATE
YES	46%	56%	50%	50%	38%	44%	45%	45%	64%	38%
NO	12%	11%	7%	17%	13%	8%	6%	21%	-	23%
I'M NOT SURE	18%	17%	20%	17%	19%	12%	26%	15%	27%	8%
I HAVE NOT HAD ANY MENTORSHIP OPPORTUNITIES	23%	17%	23%	17%	28%	32%	23%	18%	9%	31%
WON'T SAY	1%	-	-	-	3%	4%	-	-	-	-

HOW WELL DO YOU STAY CURRENT WITH TECHNOLOGY AND RELATED SKILLS TO PERFORM YOUR JOB MORE EFFECTIVELY?

QUESTION 27: HOW WELL DO YOU STAY CURRENT WITH TECHNOLOGY (E.G. HARDWARE, SOFTWARE, AND APPS) AND RELATED SKILLS TO PERFORM YOUR JOB MORE EFFECTIVELY?

	TOTAL SAMPLE (N=113)	WHAT AGENCY/OFFICE DO YOU WORK FOR?						DO YOU OVERSEE OR MANAGE STAFF?		DO YOU WORK DIRECTLY WITH INDIVIDUAL LEGISLATORS DURING THE INTERIM?		WORK LOCATION		
		LFC	LESC	LCS	HOUSE CHIEF CLERK'S OFFICE	SENATE CHIEF CLERK'S OFFICE	LEGISLATIVE LEADERSHIP STAFF	Yes	No	Yes	No	ON SITE IN SANTA FE	OFFSITE	PART-TIME IN SANTA FE, PART-TIME OFFSITE
5 - VERY WELL	39%	52%	56%	30%	60%	40%	24%	26%	46%	38%	42%	40%	43%	37%
4	30%	15%	22%	30%	40%	60%	47%	33%	28%	30%	29%	28%	57%	29%
3	24%	30%	22%	28%	-	-	18%	31%	20%	23%	26%	22%	-	32%
2	2%	-	-	4%	-	-	-	5%	-	3%	-	3%	-	-
1 - NOT WELL AT ALL	4%	4%	-	4%	-	-	6%	3%	4%	4%	3%	6%	-	-
UNSURE	2%	-	-	2%	-	-	6%	3%	1%	3%	-	1%	-	3%
MEAN †	4.0	4.1	4.3	3.8	4.6	4.4	3.9	3.8	4.1	4.0	4.1	3.9	4.4	4.1

	TOTAL SAMPLE (N=113)	TIME IN POSITION				TIME WORKING FOR LEGISLATURE				
		LESS THAN A YEAR	1 TO 3 YEARS	4 TO 9 YEARS	10 YEARS OR LONGER	LESS THAN A YEAR	1 TO 3 YEARS	4 TO 6 YEARS	7 TO 9 YEARS	10 YEARS OR LONGER
5 - VERY WELL	39%	38%	38%	27%	50%	55%	48%	22%	38%	34%
4	30%	50%	28%	32%	13%	36%	28%	44%	25%	26%
3	24%	12%	28%	23%	33%	9%	21%	17%	25%	34%
2	2%	-	-	9%	-	-	-	6%	6%	-
1 - NOT WELL AT ALL	4%	-	5%	5%	4%	-	-	11%	6%	3%
UNSURE	2%	-	3%	5%	-	-	3%	-	-	3%
MEAN †	4.0	4.3	3.9	3.7	4.0	4.5	4.3	3.6	3.8	3.9

	TOTAL SAMPLE (N=113)	AGE				EDUCATION				
		18 TO 29 YEARS	30 TO 39 YEARS	40 TO 49 YEARS	50 AND OVER	ASSOCIATE DEGREE OR LESS	BACHELOR'S DEGREE/ SOME GRADUATE SCHOOL	MASTER'S DEGREE	PROFESSIONAL DEGREE	DOCTORATE
5 - VERY WELL	39%	56%	43%	37%	28%	64%	23%	42%	18%	38%
4	30%	22%	30%	30%	31%	20%	48%	24%	27%	23%
3	24%	17%	20%	27%	31%	16%	23%	21%	36%	38%
2	2%	-	-	3%	3%	-	-	3%	9%	-
1 - NOT WELL AT ALL	4%	6%	3%	-	6%	-	3%	9%	-	-
UNSURE	2%	-	3%	3%	-	-	3%	-	9%	-
MEAN †	4.0	4.2	4.1	4.0	3.7	4.5	3.9	3.9	3.6	4.0

† THE MEAN SCORE IS DERIVED BY TAKING THE AVERAGE SCORE BASED ON THE 5-POINT SCALE. THE VERY WELL RESPONSE IS ASSIGNED A VALUE OF 5; THE NOT WELL AT ALL RESPONSE IS ASSIGNED A VALUE OF 1. THE DON'T KNOW/WON'T SAY RESPONSES ARE EXCLUDED FROM THE CALCULATION OF THE MEAN.

WOULD ADDITIONAL TRAINING IN TECHNOLOGY SKILLS BE HELPFUL IN PERFORMING YOUR JOB MORE EFFECTIVELY?

QUESTION 28: DO YOU FEEL THAT ADDITIONAL TRAINING IN TECHNOLOGY SKILLS WOULD BE HELPFUL IN PERFORMING YOUR JOB MORE EFFECTIVELY?

	TOTAL SAMPLE (N=113)	WHAT AGENCY/OFFICE DO YOU WORK FOR?						DO YOU OVERSEE OR MANAGE STAFF?		DO YOU WORK DIRECTLY WITH INDIVIDUAL LEGISLATORS DURING THE INTERIM?		WORK LOCATION		
		LFC	LESC	LCS	HOUSE CHIEF CLERK'S OFFICE	SENATE CHIEF CLERK'S OFFICE	LEGISLATIVE LEADERSHIP STAFF	Yes	No	Yes	No	ON SITE IN SANTA FE	OFFSITE	PART-TIME IN SANTA FE, PART-TIME OFFSITE
YES	65%	59%	67%	67%	40%	100%	65%	67%	65%	64%	68%	68%	57%	63%
No	22%	22%	22%	22%	40%	-	24%	23%	22%	23%	21%	16%	29%	32%
I'M NOT SURE	12%	19%	11%	11%	20%	-	12%	10%	14%	14%	11%	16%	14%	5%

	TOTAL SAMPLE (N=113)	TIME IN POSITION				TIME WORKING FOR LEGISLATURE				
		LESS THAN A YEAR	1 TO 3 YEARS	4 TO 9 YEARS	10 YEARS OR LONGER	LESS THAN A YEAR	1 TO 3 YEARS	4 TO 6 YEARS	7 TO 9 YEARS	10 YEARS OR LONGER
YES	65%	65%	68%	73%	54%	45%	66%	72%	69%	66%
No	22%	23%	18%	23%	29%	36%	21%	11%	31%	21%
I'M NOT SURE	12%	12%	15%	5%	17%	18%	14%	17%	-	13%

	TOTAL SAMPLE (N=113)	AGE				EDUCATION				
		18 TO 29 YEARS	30 TO 39 YEARS	40 TO 49 YEARS	50 AND OVER	ASSOCIATE DEGREE OR LESS	BACHELOR'S DEGREE/SOME GRADUATE SCHOOL	MASTER'S DEGREE	PROFESSIONAL DEGREE	DOCTORATE
YES	65%	72%	43%	70%	75%	80%	61%	58%	55%	77%
No	22%	22%	40%	10%	19%	12%	29%	27%	18%	15%
I'M NOT SURE	12%	6%	17%	20%	6%	8%	10%	15%	27%	8%

DEMOGRAPHICS

RESEARCH
& POLLING
INC



DEMOGRAPHICS

TOTAL SAMPLE (N=113)

AGENCY/OFFICE YOU WORK FOR

LFC	24%
LESC	8%
LCS	41%
HOUSE CHIEF CLERK'S OFFICE	4%
SENATE CHIEF CLERK'S OFFICE	4%
LEGISLATIVE LEADERSHIP STAFF	15%
LBS	3%
MULTIPLE	1%

WORK LOCATION

ON SITE IN SANTA FE	60%
PART-TIME IN SANTA FE, PART-TIME OFFSITE	34%
OFFSITE IN A HOME SETTING	5%
OFFSITE IN A NON-HOME SETTING	1%

TIME IN POSITION

LESS THAN A YEAR	23%
1 TO 3 YEARS	35%
4 TO 6 YEARS	10%
7 TO 9 YEARS	10%
10 YEARS OR LONGER	21%
WON'T SAY	1%

TIME WORKING FOR LEGISLATURE

LESS THAN A YEAR	10%
1 TO 3 YEARS	26%
4 TO 6 YEARS	16%
7 TO 9 YEARS	14%
10 YEARS OR LONGER	34%
WON'T SAY	1%

STAFF TYPE

PERMANENT, YEAR-ROUND	94%
TEMPORARY, SESSION	3%
CONTRACT	3%
WON'T SAY	1%

AGE

18 TO 29 YEARS	16%
30 TO 39 YEARS	27%
40 TO 49 YEARS	27%
50 TO 59 YEARS	9%
60 TO 69 YEARS	18%
70 AND OVER	2%
WON'T SAY	3%

EDUCATION

HIGH SCHOOL GRADUATE/GED OR LESS	5%
SOME COLLEGE, NO DEGREE	13%
ASSOCIATE DEGREE	4%
BACHELOR'S DEGREE	25%
SOME GRADUATE SCHOOL	3%
MASTER'S DEGREE	29%
PROFESSIONAL DEGREE	10%
DOCTORATE	12%

QUESTIONNAIRE

RESEARCH
& POLLING
INC



**LEGISLATIVE COUNCIL SERVICE
AUGUST 2023
(FINAL)
N=142**

EMPLOYMENT

1. WHAT AGENCY/OFFICE DO YOU WORK FOR?

- 1. LFC
- 2. LESC
- 3. LCS
- 4. HOUSE CHIEF CLERK'S OFFICE
- 5. SENATE CHIEF CLERK'S OFFICE
- 6. LEGISLATIVE LEADERSHIP STAFF
- 7. OTHER (SPECIFY) _____

PROGRAMMING NOTE: EXCLUDE THE AGENCY/OFFICE THE RESPONDENT IS EMPLOYED BY IN QUESTIONS 2-7 AND 8-13.

DURING THE INTERIM, ON AVERAGE, IN A TYPICAL MONTH, HOW MANY INTERACTIONS DO YOU HAVE WITH THE FOLLOWING AGENCIES/OFFICES:

	NONE	1-5	6-10	11-19	20 OR MORE
2. LFC.....	1	2	3	4	5
3. LESC.....	1	2	3	4	5
4. LCS.....	1	2	3	4	5
5. HOUSE CHIEF CLERK'S OFFICE.....	1	2	3	4	5
6. SENATE CHIEF CLERK'S OFFICE.....	1	2	3	4	5
7. LEGISLATIVE LEADERSHIP STAFF.....	1	2	3	4	5

HOW KNOWLEDGEABLE ARE YOU ABOUT THE DUTIES AND SERVICES OFFERED BY:

	VERY KNOWLEDGEABLE				NOT KNOWLEDGEABLE AT ALL
8. LFC.....	5	4	3	2	1
9. LESC.....	5	4	3	2	1
10. LCS.....	5	4	3	2	1
11. HOUSE CHIEF CLERK'S OFFICE.....	5	4	3	2	1
12. SENATE CHIEF CLERK'S OFFICE.....	5	4	3	2	1
13. LEGISLATIVE LEADERSHIP STAFF.....	5	4	3	2	1

WORK LOAD

14. ON AVERAGE, HOW MANY HOURS PER WEEK DO YOU SPEND ON THE FOLLOWING ACTIVITIES DURING THE INTERIM? (MARK ONLY THOSE THAT ARE RELEVANT TO YOUR ROLE)

INTERIM
(EXCLUDES LEGISLATIVE SESSIONS)

- | | | |
|-----|--|-------|
| 1. | ADMINISTRATIVE WORK (WRITING/READING EMAILS, SCHEDULING MEETINGS) | _____ |
| 2. | ATTENDING/PARTICIPATING IN PUBLIC COMMUNITY EVENTS | _____ |
| 3. | RESPONDING TO CONSTITUENT CONCERNS | _____ |
| 4. | COLLABORATING WITH CONSTITUENTS, ORGANIZATIONS, AND BUSINESSES | _____ |
| 5. | CONDUCTING RESEARCH AND/OR ANALYSIS | _____ |
| 6. | STAYING INFORMED ABOUT CURRENT EVENTS & ISSUES IMPACTING THE STATE | _____ |
| 7. | COLLABORATING WITH COLLEAGUES | _____ |
| 8. | ATTENDING INTERIM COMMITTEE HEARINGS | _____ |
| 9. | REVIEWING, DRAFTING AND/OR ANALYZING BILLS AND AMENDMENTS | _____ |
| 10. | RESPONDING TO QUESTIONS FROM LEGISLATORS | _____ |
| 11. | OTHER (SPECIFY) _____ | _____ |

15. DO THE TASKS YOU DO ON A REGULAR BASIS CHANGE DURING THE LEGISLATIVE SESSION?

1. YES
2. NO
3. I'M NOT SURE

16. HOW OFTEN DO YOU DO TASKS THAT ARE OUTSIDE OF YOUR REGULAR JOB DUTIES AND RESPONSIBILITIES?

1. VERY FREQUENTLY
2. FREQUENTLY
3. SOMETIMES
4. RARELY
5. NEVER
6. I'M NOT SURE

17. DURING THE INTERIM PERIOD, ON AVERAGE, WHAT PERCENTAGE OF YOUR WORK, IF ANY, IS CONDUCTED OUTSIDE OF TRADITIONAL WORK HOURS (8 A.M. TO 5 P.M.)? _____%

STAFFING MODEL

18. DO YOU OVERSEE OR MANAGE STAFF?

- 1. YES
- 2. NO (SKIP TO Q. 20)

19. ARE STAFF ALLOWED TO ALTERNATE BETWEEN CORE RESPONSIBILITIES AND SERVING LEGISLATORS DURING THE INTERIM?

- 1. YES
- 2. NO
- 3. I'M NOT SURE

20. DO YOU WORK DIRECTLY WITH INDIVIDUAL LEGISLATORS DURING THE INTERIM?

- 1. YES
- 2. NO

21. HOW OFTEN DO YOU HAVE INTERACTIONS WITH EXTERNAL STAKEHOLDERS SUCH AS ADVOCACY GROUPS, LOBBYISTS, CONSTITUENTS, AND COMMUNITY GROUPS DURING THE INTERIM?

- 1. VERY FREQUENTLY
- 2. FREQUENTLY
- 3. SOMETIMES
- 4. RARELY
- 5. NEVER
- 6. UNSURE

TRAINING

22. COULD YOU BENEFIT FROM ADDITIONAL TRAINING?

- 1. YES, (PLEASE SPECIFY HOW) _____
- 2. NO

23. ARE YOU AWARE OF SPECIFIC POLICIES IN PLACE TO ENSURE YOU AND OTHER STAFF MEMBERS DO NOT ENGAGE IN PARTISAN WORK ON BEHALF OF ANY LEGISLATOR?

- 1. YES
- 2. NO

24. HAVE YOU RECEIVED ETHICS TRAINING TO ENHANCE YOUR ABILITY TO DISTINGUISH BETWEEN PARTISAN AND NON-PARTISAN WORK ACTIVITIES?

- 1. YES
- 2. NO (SKIP TO Q. 26)

25. HOW EFFECTIVE WAS THE ETHICS TRAINING YOU RECEIVED?

VERY EFFECTIVE 5 4 3 2 1 NOT EFFECTIVE AT ALL UNSURE 6

26. DO YOU FEEL THAT THE MENTORSHIP OPPORTUNITIES PRESENTED TO YOU ARE SUFFICIENT?

- 1. YES
- 2. NO
- 3. I'M NOT SURE
- 4. I HAVE NOT HAD ANY MENTORSHIP OPPORTUNITIES

27. HOW WELL DO YOU STAY CURRENT WITH TECHNOLOGY (E.G. HARDWARE, SOFTWARE, AND APPS) AND RELATED SKILLS TO PERFORM YOUR JOB MORE EFFECTIVELY?

VERY NOT WELL
WELL AT ALL UNSURE
5.....4.....3.....2.....1.....6

28. DO YOU FEEL THAT ADDITIONAL TRAINING IN TECHNOLOGY SKILLS WOULD BE HELPFUL IN PERFORMING YOUR JOB MORE EFFECTIVELY?

- 1. YES
- 2. NO
- 3. I'M NOT SURE

EMPLOYMENT & DEMOGRAPHICS

29. WHERE DO YOU CURRENTLY CONDUCT YOUR WORK?

- 1. ON-SITE IN SANTA FE
- 2. OFF-SITE IN A NON-HOME SETTING
- 3. OFF-SITE IN A HOME SETTING
- 4. PART-TIME ON SITE IN SANTA FE, PART-TIME OFFSITE
- 5. OTHER (SPECIFY) _____

30. APPROXIMATELY HOW LONG HAVE YOU BEEN IN YOUR CURRENT POSITION?

- 1. LESS THAN A YEAR
- 2. 1 TO 3 YEARS
- 3. 4 TO 6 YEARS
- 4. 7 TO 9 YEARS
- 5. 10 YEARS OR LONGER

31. APPROXIMATELY HOW LONG HAVE YOU WORKED FOR THE LEGISLATURE?

- 1. LESS THAN A YEAR
- 2. 1 TO 3 YEARS
- 3. 4 TO 6 YEARS
- 4. 7 TO 9 YEARS
- 5. 10 YEARS OR LONGER

33. ARE YOU CLASSIFIED AS PERMANENT/YEAR-ROUND STAFF, TEMPORARY/SESSION STAFF, OR CONTRACT STAFF?

1. PERMANENT, YEAR-ROUND
2. TEMPORARY, SESSION
3. CONTRACT
4. OTHER (SPECIFY) _____

34. WHICH OF THE FOLLOWING IS THE HIGHEST LEVEL OF EDUCATION YOU HAVE COMPLETED

1. LESS THAN HIGH SCHOOL
2. HIGH SCHOOL GRADUATE/GED
3. SOME COLLEGE, NO DEGREE
4. ASSOCIATE DEGREE
5. BACHELOR'S DEGREE
6. SOME GRADUATE SCHOOL
7. MASTER'S DEGREE
8. PROFESSIONAL DEGREE
9. DOCTORATE

34. INTO WHAT AGE CATEGORY DO YOU FIT?

1. 18 TO 29 YEARS
2. 30 TO 39 YEARS
3. 40 TO 49 YEARS
4. 50 TO 59 YEARS
5. 60 TO 69 YEARS
6. 70 AND OVER

[this page intentionally left blank]

Appendix B

Architectural Research Consultants, Incorporated District / Regional Office Study

[remainder of page intentionally left blank]



Legislative Council Service

New Mexico Legislative Council Service District / Regional Office Study

October 3, 2023



Architectural Research Consultants, Incorporated

✉ Albuquerque, New Mexico

☎ 505-842-1254

🌐 <https://arcplanning.com>

DRAFT

Acknowledgements

Stakeholders

New Mexico Legislative Council Service

Raúl E. Burciaga, Esq., *Director*
Amy Chavez-Romero, Esq., *Assistant Director for Legislative Affairs*
Michelle Jaschke, *Researcher*

General Services Department / Facilities Management Division (GSD/FMD)

Anna Silva, *Deputy Secretary and FMD Director*
Elizabeth Jeffries, *Asset Management Bureau Chief*
Stella L. Chavez, *Real Property Manager*

New Mexico Counties

Joy Esparsen, *Executive Director*

New Mexico Municipal League

A.J. Forte, *Executive Director*
Alison M. Nichols, *Director of Policy*

New Mexico Department of Higher Education

Gerald Hoehne, *Director, Capital Projects Division*

Architectural Research Consultants, Incorporated (ARC)

John Petronis, *Project Director*
Andy L. Aguilar, *Project Manager*
Erma Sedillo, *Data Information Gathering / Editing*
Jay Petronis, *Editing / Graphics*



Table of Contents

Acknowledgements	ii
Terms and Acronyms	v
Summary	1
Introduction / Purpose	1
Process for Gathering and Analyzing Data.....	1
Data Gathering.....	1
Data Analysis.....	4
Findings	5
Appendix	A-9
Legislative Districts.....	A-9
House of Representatives.....	A-9
Senate Districts.....	A-10
Public Facilities Characteristics.....	A-11
New Mexico County Overview Map	A-11
County Data	A-13
1. Santa Fe	A-13
2. Bernalillo	A-17
3. Eddy	A-21
4. Chaves	A-23
5. Curry	A-25
6. Lea.....	A-26
7. Doña Ana	A-28
8. Grant	A-30
9. Colfax	A-32
10. Quay	A-34
11. Roosevelt	A-36
12. San Miguel	A-37
13. McKinley.....	A-39
14. Valencia.....	A-41
15. Otero	A-43
16. San Juan.....	A-45
17. Rio Arriba.....	A-47
18. Union.....	A-49
19. Luna	A-50
20. Taos	A-51
21. Sierra.....	A-53
22. Torrance.....	A-54
23. Hidalgo.....	A-56



24. Socorro.....	A-57
25. Guadalupe.....	A-59
26. Lincoln	A-60
27. De Baca	A-61
28. Catron.....	A-62
29. Sandoval	A-63
30. Mora	A-65
31. Harding	A-66
32. Los Alamos.....	A-67
33. Cibola	A-68
Supplemental Background Data.....	A-69
Download Links	A-69

List of Exhibits

Ex-01: Survey Questions.....	3
Ex-02: Office Space Opportunity Categories.....	5
Ex-03: New Mexico Legislative Council Service - Summary of Districts and Opportunities.....	6
Ex-04: New Mexico Legislative Council Service - County Map.....	7



Terms and Acronyms

Term	Definition
ARC	Architectural Research Consultants, Incorporated
CARNM	Commercial Association of Realtors New Mexico
CBRE	CBRE Group, Inc.; American Commercial Real Estate Services and Investment Firm
CYFD	Children, Youth & Families Department
FTE	Full Time Equivalent
GSD/FMD	General Services Department / Facilities Management Division
HED	Higher Education Department
HSD	Human Services Department
LCS	Legislative Council Service
LSF	Leasable Square Feet
SF	Square Feet
SOS	Secretary of State
SHARE	Statewide Human Resource, Accounting, and Management Reporting System; Centralized Financial System of the State of New Mexico
\$/yr	Amount per year
\$k/yr	\$1,000 per year



This page is intentionally blank.



Summary

Introduction / Purpose

In 2023, the State of New Mexico Legislative Council Service (LCS) contracted Architectural Research Consultants, Incorporated (ARC) to identify potential opportunities for legislative offices (individual or combined) in public facilities and private leased space. The data that ARC collected will be used as a resource for an LCS study pertaining to “Logistics and Resources Needed for Legislative District or Regional Staff Offices and Operations.” ARC received the notice to proceed on August 1, 2023, with a delivery date of October 2, 2023.

The task included an analysis of the current inventory of office space available and associated costs for legislative district or regional staff offices through state government. The scope also included space that may be available and associated costs for legislative district or regional staff offices through counties, municipalities, public higher education institutions, and private sector lease.

Process for Gathering and Analyzing Data

Data Gathering

ARC gathered information about potential office availability using the following data collection process:

- The team identified and located legislative district boundaries using maps available from the website of the New Mexico Secretary of State (SOS) at <https://www.sos.nm.gov>.
- New Mexico county boundaries served as the geographic basis to gather data, consisting of 70 house and 42 senate districts with defined borders. Since the house and senate district boundaries do not align with each other, ARC used county boundaries as a basis for data consistency. The 33 New Mexico county boundaries provide a convenient way to aggregate data that reflects all legislative boundaries, while integrating facilities associated with the state, county, municipalities, higher education, and the private lease market.
- ARC determined a size range for a potential legislative office based on discussions with LCS staff. Though occupancy requirements are still in development, needs may range from a single staffer representing one legislative district to a larger area that consolidates many legislative staffers into a single location. Using state space planning standards, ARC anticipates that the low-end range could be 220 square feet (sf) with access to shared conference room. At the high-end range, consolidating all legislators who represent the 24 districts of Bernalillo County, along with one staff member each would require 10,000 sf or more.



State-owned and State-Leased Facilities

General

- The planning team used a system called *New Mexico State Inventory of Facilities and Properties 2023* as a principal source of data to identify potential state-owned or leased properties. Further detail is available from <https://www.arcforms.info/nmfacilities>.
- ARC sorted and filtered the data to identify general-use office facilities.
- Filtering omitted buildings outside of the purview of the New Mexico General Services Department (GSD), thereby excluding Legislative and Judicial branch buildings from a “General” categorization.
- Filtering also excluded all owned buildings under GSD purview whose specialized facilities are not classified as primarily office space.

State-owned Facilities

- Working with Ms. Stella Chavez, Real Property Manager at the New Mexico General Services Department and Facilities Management Division (GSD/FMD), the team identified and queried all occupant agencies in the owned buildings remaining after above filtering about availability of office space. A handful of agencies did not respond, but all who did reported that they had no available office space. One agency noted the possibility of providing conference space only. ARC had recent familiarity with the few state agencies that the GSD/FMD Real Property Manager did not contact, and omitted these facilities from consideration when appropriate.

State-Leased Facilities

- ARC relied on the *State of New Mexico Inventory of Facilities and Properties* system for data about leased facilities, omitting specialized facilities or those not classified primarily as office space.
- The team calculated total leasable square feet (LSF) per occupant, based on personnel full-time equivalent (FTE) location data derived from the Statewide Human Resource, Accounting, and Management Reporting System (SHARE, current as of July 2023). The calculation identified facilities that had a significantly higher LSF per FTE than the target LSF/FTE specified in the State of New Mexico’s Space Standards, which could indicate a potential availability of excess space.
- ARC then reviewed the leases and divided them into the following categories with the assumption at the medium and high level there may be some possibility to sub-lease:
 - » **Low:** <250 LSF/FTE
 - » **Medium:** >250 <500 LSF/FTE
 - » **High:** >500 LSF/FTE

Caveats for using the LSF/FTE include:

- » The LSF/FTE calculation could be skewed if the SHARE FTE data is incomplete or not accurate.



- » A high amount of LSF per FTE could be the result of the occupants having a programmatic function requiring significant lobby/queueing space, or a significant amount of meeting/conferencing space, which would skew the LSF/FTE calculation.
- » Agency function was a consideration. For example, space that an agency occupied was likely a field office (i.e., Children, Youth & Families Department [CYFD] or Human Services Department [HSD]) that may not be compatible with legislative office functions. Moving forward, compatibility with occupant functions will require verification.

County, Municipal, and Higher Education Institutions

- ARC first contacted organizations providing statewide services to the groups, including the New Mexico Counties organization (Joy Esparsen, Executive Director) and the New Mexico Municipal League (AJ Forte, Director and Alison M. Nichols, Director of Policy).
- Both organizations provided a list of membership contacts and agreed to send out an announcement advising their members about the study being undertaken and that a representative from ARC might call them. ARC provided a draft email to the organizations for use as a basis of the email message for their members.
- Upon receiving notice of the completion of the survey announcement, ARC called or sent emails to all of the contacts identified at the counties (county managers), and to selected municipality contacts (mayors, city managers, or associated staff) posing the following questions **Ex-01**:

Ex-01: Survey Questions

Survey Questions for Municipality Contacts	
1	Would <your organization> consider providing space for a legislative district or regional office?
	Yes No
	If yes:
2	How much space (square feet) is potentially available?
	Range of Available Space
3	Where is the potential available space located?
	Building, Floor
4	Is there potential to share a conference room if space is potentially available?
	Yes No
5	What would be the annual (or monthly) cost to the state?
	\$ Estimated Cost

- ARC staff documented all responses, logging contact information, responses to the questions, and notes for any additional relevant information provided.



Higher Education Institutions

- ARC first contacted Gerald Hoehne of the New Mexico Higher Education Department (HED).
- HED agreed to send out an announcement to their membership requesting a point of contact to discuss potential space opportunities with ARC staff. ARC provided a draft email to HED for use as a basis of the email message to the HED institutions.
- HED’s data gathering method varied slightly from that used for the counties and municipalities. HED sent a note to the leadership of the three different Higher Education organizations (Council of University Presidents, New Mexico Association of Community Colleges, and the New Mexico Independent Community Colleges), requesting that each identify a point of contact at their member institutions.
- All three organizations provided a list of contacts at the institutions, which ARC staff used to make calls and ask the same questions posed to the counties and municipalities.
- ARC staff then documented all responses, recording contact information, responses to the questions, and notes for any additional relevant information provided.

Private Sector Lease Availability

ARC consulted two data sources associated with real estate while researching the current office lease market throughout the state.

- ARC referred to the website of the Commercial Association of Realtors New Mexico (CARNM) at <https://CARNM.realtor>. CARNM is a statewide association of realtors and real estate affiliates who specialize in retail, office, multi-housing, industrial and vacant land, as well as commercial real estate. ARC used this resource to collect information about market lease availability for general office space at each county seat and / or other major community within each New Mexico county. ARC documented the number of leases available, and the annual lease cost range from high to low.
- ARC also consulted published reports from CBRE, a national commercial property company. CBRE’s information included reports for Albuquerque, Santa Fe, Las Cruces, and Farmington indicate vacancy rates and the average annual lease costs.


CARNM and CBRE lack detailed data for New Mexico’s smaller communities. In this case, ARC suggests using state-leased data when available as a proxy to identify potential availability and cost data.

Data Analysis

After review and analysis, ARC summarized its judgment of the opportunity to locate state legislative offices within spaces categorized as state-owned, state-leased, public facilities (e.g., county, municipal, or higher education institutions), or those leased privately. This ranking of office space opportunity ranges from “Poor,” (no opportunity) to “Excellent,” (strong opportunity). An absence of a user response or insufficient source information resulted in a categorization of “No Response / Information Unavailable” Ex-02.



Ex-02: Office Space Opportunity Categories

 Office Space Opportunities					
User Response	-	Poor	Fair	Good	Excellent
	No Response / Information Unavailable	No	Yes	Yes	Yes

The range from “Poor” to “Excellent” took into account a positive availability of space, and in the case of leased space (state and private) the amount of space potentially available.

Findings

The exhibits shown in [Ex-03](#) and [Ex-04](#) on the following pages provide a high-level summary of the opportunities to locate legislative office within public facilities and private leased space:

- **State-Owned:** No state-owned facilities with available space currently exist within the state.
- **State-Leased:** Most (24, or 73% of the total) of the New Mexico counties have some level of state leased space. This suggests fair to good potential to sub-lease space from an executive department lessor based FTE space allocation. In some counties, this may be the only alternative to locate space. In those cases, a lease by lease analysis will be required to validate space availability.
- **Public: Higher Education.** Higher education institutions with facilities in 9 counties indicated some level of space availability within the time frame of the survey.
- **Public: County Facilities.** Thirteen counties (39%) indicated some level of opportunity to house legislative offices in county space.
- **Public: Municipal Facilities.** Municipalities in 7 counties (21%) indicated some level of opportunity to house legislative offices. There may be more opportunity than indicated since municipalities in 28 counties (85%) did not respond to repeated contacts from ARC about the availability of their facilities.
- **Private: Leased Office Availability.** Most of the larger communities (e.g., Albuquerque, Santa Fe, Las Cruces, Farmington) will have fair to excellent opportunities to lease space in private facilities.

i The Appendix contains maps showing the location of legislative districts and detailed information about office opportunities in each county of New Mexico (beginning on page A-9).

The Appendix also provides links to download supplemental background material for participating higher education institutions, counties, and municipalities (available on page A-69).



Ex-03: New Mexico Legislative Council Service – Summary of Districts and Opportunities

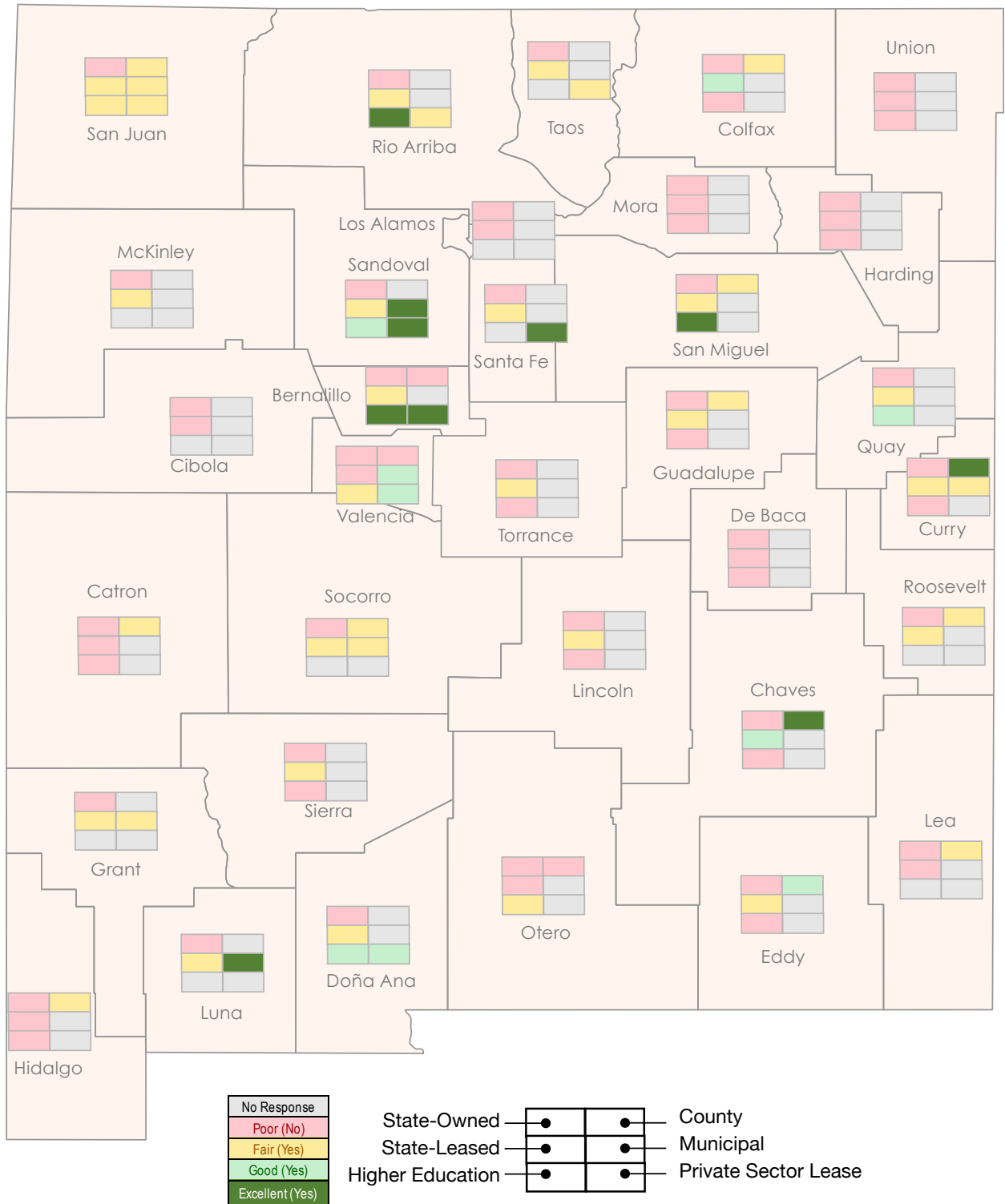
No Response	No Response
Poor (No)	Poor (No)
Fair (Yes)	Fair (Yes)
Good (Yes)	Good (Yes)
Excellent (Yes)	Excellent (Yes)

		Legislative Districts Impacted		
County Code	County	Senate	House	Total
1	Santa Fe	6	7	13
2	Bernalillo	17	24	41
3	Eddy	4	3	7
4	Chaves	4	5	9
5	Curry	2	3	5
6	Lea	3	4	7
7	Doña Ana	5	9	14
8	Grant	9	5	14
9	Colfax	1	2	3
10	Quay	2	1	3
11	Roosevelt	1	2	3
12	San Miguel	2	4	6
13	McKinley	4	4	8
14	Valencia	3	4	7
15	Otero	3	4	7
16	San Juan	5	7	12
17	Rio Arriba	3	3	6
18	Union	1	1	2
19	Luna	2	1	3
20	Taos	2	3	5
21	Sierra	1	2	3
22	Torrance	2	2	4
23	Hidalgo	2	2	4
24	Socorro	3	3	6
25	Guadalupe	1	1	2
26	Lincoln	1	1	2
27	De Baca	1	1	2
28	Catron	1	2	3
29	Sandoval	5	8	13
30	Mora	1	1	2
31	Harding	2	1	3
32	Los Alamos	2	1	3
33	Cibola	2	2	4

Opportunities for State Legislative Offices					
State Owned	State Leased	Higher Ed	County	Municipal	Private
1	2	0	0	0	4
1	2	4	1	0	4
1	2	1	3	0	0
1	3	1	4	0	0
1	2	1	4	2	0
1	1	0	2	0	0
1	2	3	0	0	3
1	2	0	0	2	0
1	3	1	2	0	0
1	2	3	0	0	0
1	2	0	2	0	0
1	2	4	2	0	0
1	2	0	0	0	0
1	1	2	1	3	3
1	1	2	1	0	0
1	2	2	2	2	2
1	2	4	0	0	2
1	1	1	0	0	0
1	2	0	0	0	0
1	2	0	0	0	2
1	2	1	0	0	0
1	2	1	0	0	0
1	1	1	0	0	0
1	1	1	2	0	0
1	2	3	0	4	4
1	1	1	0	0	0
1	1	1	0	0	0
1	1	0	0	0	0
1	1	0	0	0	0



Ex-04: New Mexico Legislative Council Service - County Map



This page is intentionally blank.

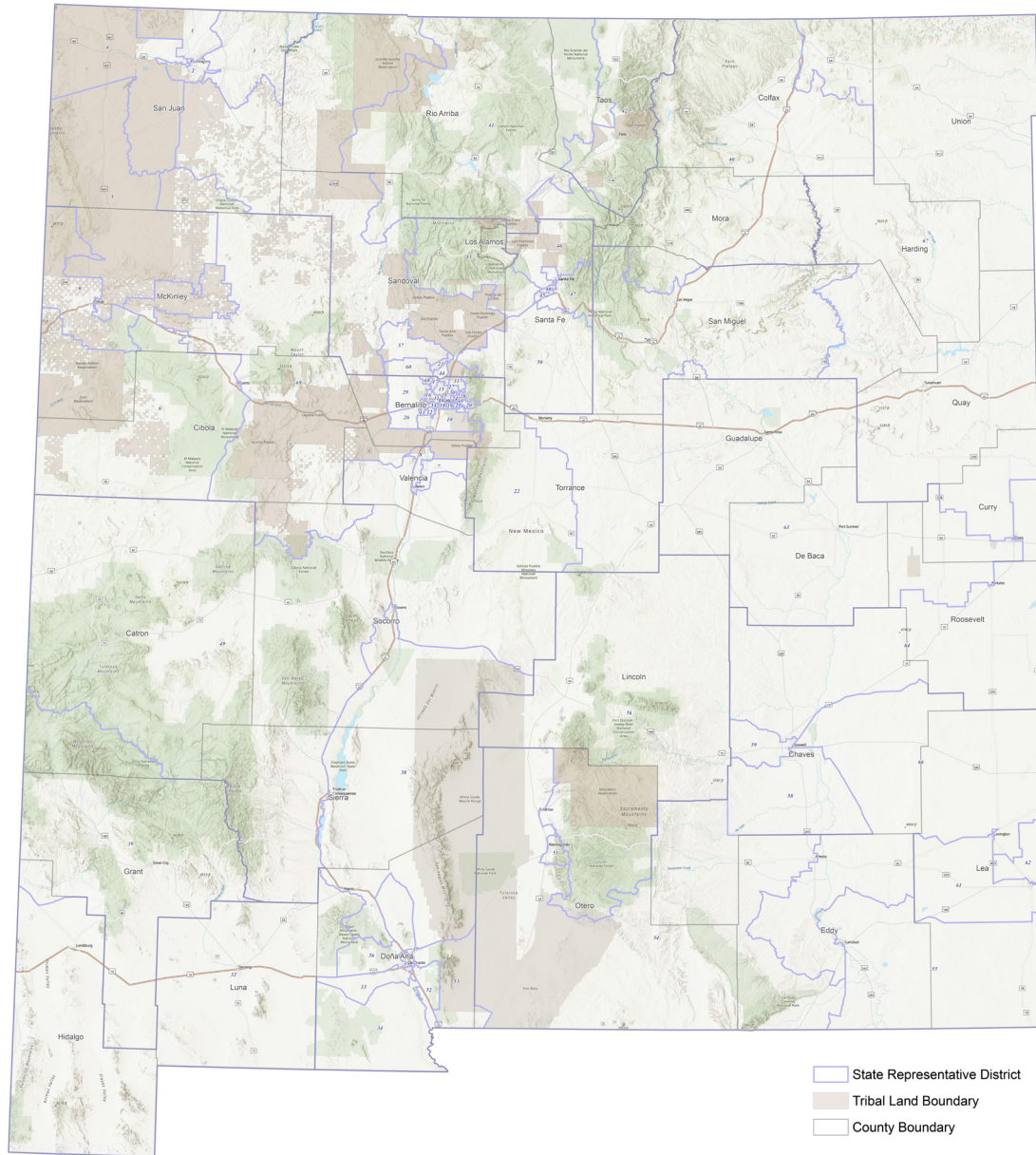


Appendix

Legislative Districts


House of Representatives

New Mexico State Representative Districts



Map Produced By
Earth Data Analysis Center, The University of New Mexico
February 2022

Data Sources: New Mexico Legislature, US Census Bureau, Resource Geographic Information System (RGIS). Base map: "World Topographic Map" and "World Hillshade" by Esri, NASA, NGA, USGS, New Mexico State University, Texas Parks & Wildlife, HERE, Garmin, SafeGraph, METI/NASA, Bureau of Land Management, EPA, NPS, USDA



Spatial Reference
Name: NAD 1983 UTM Zone 13N
PCS: NAD 1983 UTM Zone 13N
GCS: GCS North American 1983
Datum: North American 1983
Projection: Transverse Mercator
Scale: 1:720,000

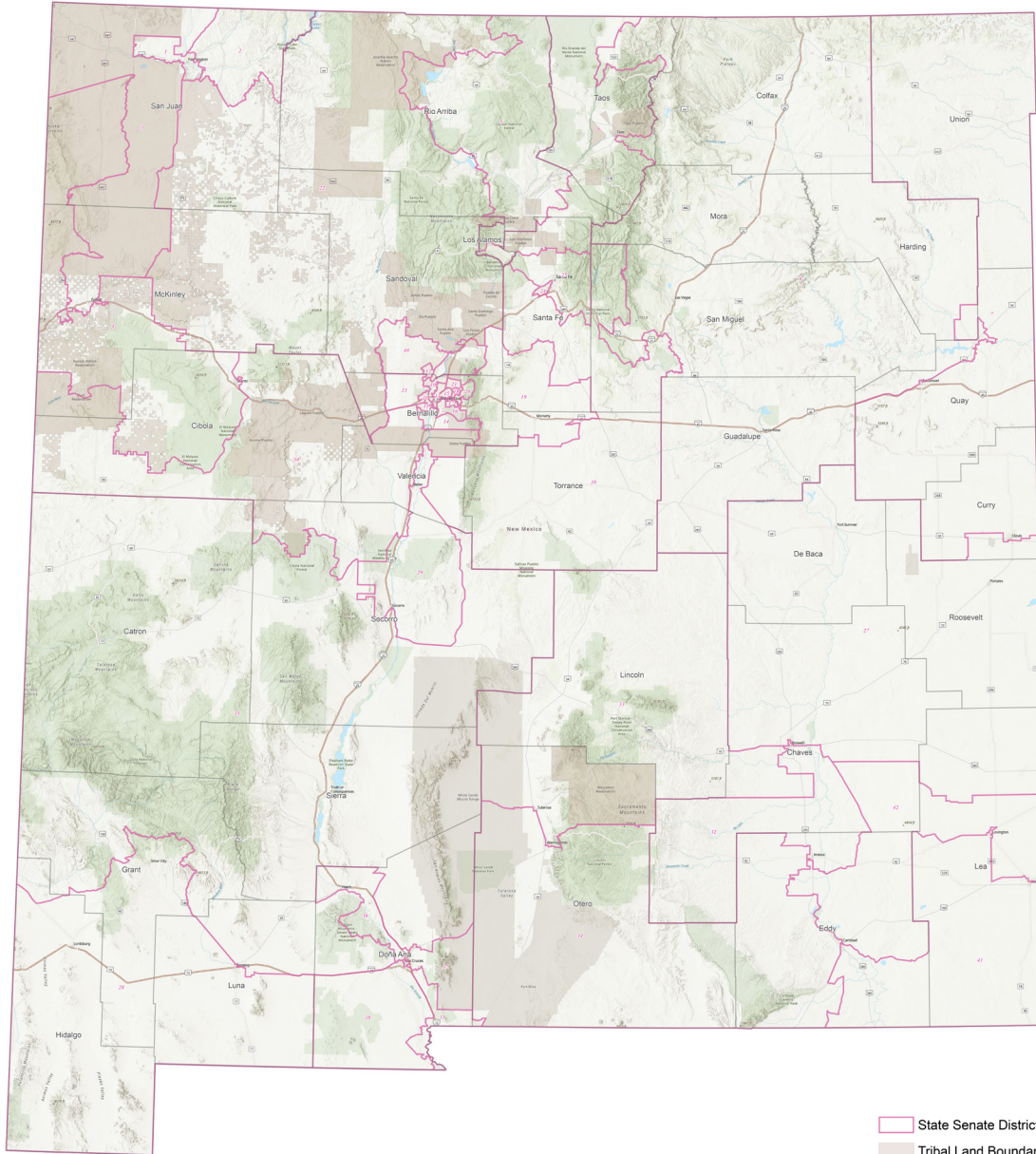
This map was created by the Earth Data Analysis Center, The University of New Mexico, as contracted by the State of New Mexico, Secretary of State's Office (NMSO). The purpose of this map is to display geographic boundaries resulting from the redistricting process carried out in the State of New Mexico in 2021-2022. It shows the following geospatial data: State Representative Districts, County boundaries, and Tribal Land boundaries. Esri's "Topographic" base map serves as background, providing a view of topographic features including mountains, rivers/streams, and major roads with labels.

Disclaimer: The data in this map is believed to be accurate and current. The map is provided "AS-IS", without warranties of any kind, either expressed or implied. The Earth Data Analysis Center, The University of New Mexico, assumes no legal liability or responsibility for the accuracy, completeness, or usefulness of the map, or for consequential and indirect damages arising from its use.




Senate Districts

New Mexico State Senate Districts



Map Produced By
 Earth Data Analysis Center, The University of New Mexico
 February 2022

Data Sources: New Mexico Legislature, US Census Bureau, Resource Geographic Information System (RGIS); Base map: "World Topographic Map" and "World Hillshade", by Esri, NASA, NGA, USGS, New Mexico State University, Texas Parks & Wildlife, HERE, Garmin, SafeGraph, METI/NASA, Bureau of Land Management, EPA, NPS, USDA



Spatial Reference
 Name: NAD 1983 UTM Zone 13N
 PCS: NAD 1983 UTM Zone 13N
 GCS: GCS North American 1983
 Datum: North American 1983
 Projection: Transverse Mercator
 Scale: 1:250,000

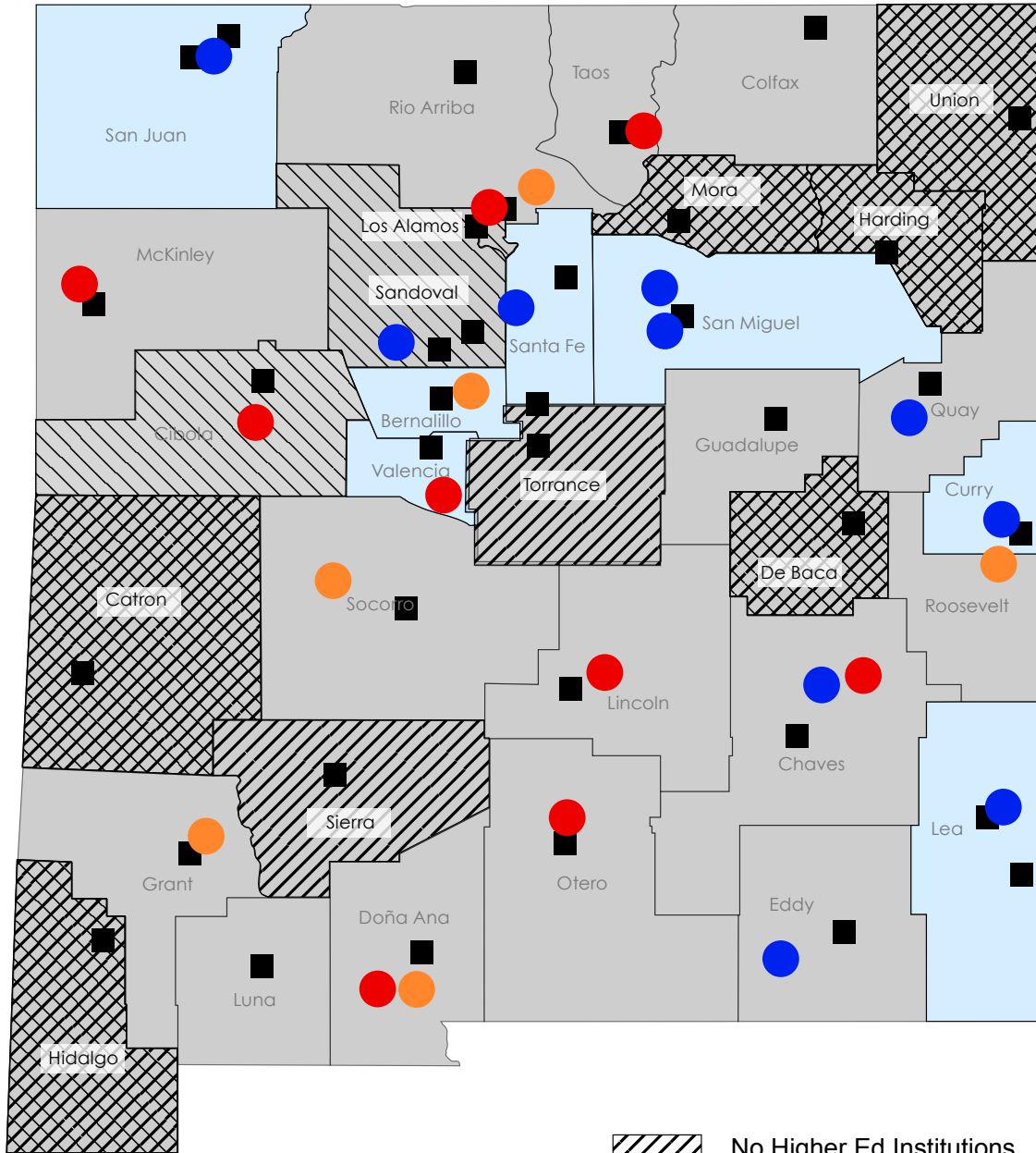
This map was created by the Earth Data Analysis Center, The University of New Mexico, as contracted by the State of New Mexico, Secretary of State's Office (NMSOS). The purpose of this map is to display geographic boundaries resulting from the redistricting process carried out in the State of New Mexico in 2021-2022. It shows the following geospatial data: State Senate Districts, County boundaries, and Tribal Land boundaries. Esri's "Topographic" base map serves as background, providing a view of topographic features including mountains, rivers/streams, and major roads with labels.

Disclaimer: The data in this map is believed to be accurate and current. The map is provided "AS-IS", without warranties of any kind, either expressed or implied. The Earth Data Analysis Center, The University of New Mexico assumes no legal liability or responsibility for the accuracy, completeness, or usefulness of the map, or for consequential and indirect damages arising from its use.



Public Facilities Characteristics

New Mexico County Overview Map



- 2-Year Branch Community College
- 2-Year Community College
- 4-Year Public College / University
- County Seat (or Major Community)

- / / / / No Higher Ed Institutions
- \ \ \ \ No State-Leased Offices
- State-Owned Offices
- No State-Owned Offices

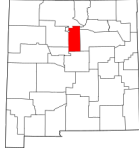


This page is intentionally blank.



County Data

1. Santa Fe



County:	Santa Fe
Senate Districts	5, 6, 19, 24, 25, 39
House Districts	41, 43, 45, 46, 47, 48, 50
County Seat (Other Major Community)	Santa Fe

SF / FTE Key		
<250 sf	 	Low
>250 sf <500 sf	 	Medium
>500 sf	 	High

State Owned Office Facilities					
Space Opportunity	Number of Buildings	Total Office SF Occupied	Total FTE	SF / FTE	Notes (Data Source, Contact Information)
Poor (No)	45	1,081,413	3,290	329	State Inventory, GSD FMD - no space available

State-Leased Office Facilities							
Space Opportunity	Number of Leases	Total Office LSF Occupied	Total FTE	SF / FTE	Annual Cost Range: Low	Annual Cost Range: High	Notes (Data Source, Contact Information)
Good (Yes)	Square Feet	475,559	1,257	378	\$11.24	\$35.80	GSD FMD, State Inventory

Higher Education Institutions							
Space Opportunity	Institution	If Yes					Notes (Data Source, Contact Information)
		What	Where	Space is available?	Associated Cost?	Contact	
No Response / Info	Institute of American Indian Arts						
No Response / Info	New Mexico School for the Deaf						
No Response / Info	Santa Fe Community College						

County Facilities							
Space Opportunity	Location	If Yes					Notes (Data Source, Contact Information)
		What	Where	Space is available?	Associated Cost?	Contact	
No Response / Info	Santa Fe County						

Municipal Facilities							
Space Opportunity	Location	If Yes					Notes (Data Source, Contact Information)
		What	Where	Space is available?	Associated Cost?	Contact	
No Response / Info	Santa Fe						

Private: Lease Market Opportunities					
Space Opportunity	Type	Number Available	Annual Cost Range: Low	Annual Cost Range: High	Notes (Data Source, Contact Information)
Excellent (Yes)	Location:				Square feet available ranges from 614 to 20,000 for A Class, 310 to 9,000 for B Class, 2,469 to 3,419 for C Class and 178 to 15,398 for unspecified spaces in Santa Fe. Source: CARNM.realtor
	Private Class A	3	\$17.50	\$22.59	
	Private Class B	5	\$18.00	\$72.58	
	Private Class C	3	\$18.50	\$19.00	
Fair (Yes)	Location:	0	\$0.00	\$0.00	There is 5,000 square feet of B Class office space available in Edgewood. to 15,398 for unspecified spaces in Santa Fe. Source: CARNM.realtor
	Private Class A	0	\$0.00	\$0.00	
	Private Class B	0	\$0.00	\$0.00	
	Private Class C	1	\$12.00	\$12.00	
Fair (Yes)	Location: Santa Fe	CBRE CoStar Report: "The Santa Fe office market is nearly at capacity, with just 1.0% of inventory being vacant ... There is 2.9million SF of 3 Star space and 170,000 SF of 4 & 5 Star space. Rents are around \$23.00/SF"			



Building or Dept.	Address	City	Square Feet	Total FTE	SF / FTE
State Owned			45		
Bataan Memorial	300 Galisteo St	Santa Fe	32,918	73	451
Bataan Memorial	300 Galisteo St	Santa Fe	2,230	0	0
Bataan Memorial	300 Galisteo St	Santa Fe	53,835	206	261
Bataan Memorial	300 Galisteo St	Santa Fe	5,235	20	262
Bataan Memorial	300 Galisteo St	Santa Fe	19,123	0	0
Bataan Memorial	300 Galisteo St	Santa Fe	40,165	82	490
Bataan Memorial	300 Galisteo St	Santa Fe	5,819	16	364
Dr. Timothy F. Fleming	2500 Cerrillos Rd	Santa Fe	16,284	9	1,809
Harold Runnels	1150 S St Francis Dr	Santa Fe	1,200	0	0
Harold Runnels	1190 S St Francis Dr	Santa Fe	108,299	437	248
Harold Runnels	1190 S St Francis Dr	Santa Fe	65,083	216	301
Harold Runnels	1150 S St Francis Dr	Santa Fe	5,347	0	0
Jerry Apodaca Building	300 Don Gaspar Ave	Santa Fe	61,613	292	211
John F. Simms Jr.	715 Alta Vista St	Santa Fe	3,335	0	0
Joseph M. Montoya	1100 S St Francis Dr	Santa Fe	2,167	0	0
Joseph M. Montoya	1100 S St Francis Dr	Santa Fe	18,392	59	312
Joseph M. Montoya	1100 S St Francis Dr	Santa Fe	8,803	131	67
Joseph M. Montoya	1100 S St Francis Dr	Santa Fe	12,149	0	0
Joseph M. Montoya	1100 S St Francis Dr	Santa Fe	12,149	0	0
Joseph M. Montoya	1100 S St Francis Dr	Santa Fe	66,673	239	279
Joseph M. Montoya	1100 S St Francis Dr	Santa Fe	2,739	13	211
Joseph M. Montoya	1100 S St Francis Dr	Santa Fe	12,502	0	0
Lamy Building	491 Old Santa Fe Trl	Santa Fe	2,600	10	260
Lamy Building	413 Old Santa Fe Trl	Santa Fe	15,275	35	436
Lew Wallace Building	413 Old Santa Fe Trl	Santa Fe	3,930	0	0
Lew Wallace Building	413 Old Santa Fe Trl	Santa Fe	8,153	11	741
Lew Wallace Building	413 Old Santa Fe Trl	Santa Fe	6,841	18	380
Manuel Lujan Sr.	1200 S St Francis Dr	Santa Fe	1,611	0	0
Manuel Lujan Sr.	1200 S St Francis Dr	Santa Fe	74,651	188	398
North Capitol	325 Don Gaspar Rd	Santa Fe	12,403	53	234
Paul Bardacke Complex	408 Galisteo St	Santa Fe	5,000	0	0
Paul Bardacke Complex	408 Galisteo St	Santa Fe	36,413	0	0
PERA	1120 Paseo De Peralta	Santa Fe	53,910	210	257
PERA	1120 Paseo De Peralta	Santa Fe	26,918	73	369
Public Health Nurses	1105 S St Francis Dr	Santa Fe	7,044	31	227
State Land Office	310 Old Santa Fe Trl	Santa Fe	48,381	174	278
Toney Anaya	2550 Cerrillos Rd	Santa Fe	3,462	0	0
Toney Anaya	2550 Cerrillos Rd	Santa Fe	32,403	138	235
Toney Anaya	2550 Cerrillos Rd	Santa Fe	58,473	199	293
Villagra	408 Galisteo St	Santa Fe	17,610	96	183
Wendell Chino	1220 S St Francis Dr	Santa Fe	4,659	23	203
Wendell Chino	1220 S St Francis Dr	Santa Fe	50,356	209	242
Wendell Chino	1220 S St Francis Dr	Santa Fe	1,916	0	0
Wendell Chino	1220 S St Francis Dr	Santa Fe	9,833	30	328
Willie Ortiz Building	2600 Cerrillos Rd	Santa Fe	43,511	0	0



Building or Dept.	Address	City	Square Feet	Total FTE	SF / FTE	Annual Lease Rate	Rent/SF
State-Leased		39	475,564	1,257			
Commission for the Blind	2905 E Rodeo Park Dr Bldg 4 Suite	Santa Fe	4,687	14	335	\$130,622	\$27.87
Department of Health	810 W San Mateo Rd Suites 100,10	Santa Fe	10,180	33	308	\$218,541	\$21.47
Department of Health	810 W San Mateo Rd Suite 200E	Santa Fe	2,692	0	0	\$54,901	\$20.39
Department of Health	1301 Siler Rd	Santa Fe	18,009	8	2,251	\$380,454	\$21.13
Department of Environment	525 Camino De Los Marquez	Santa Fe	21,712	79	275	\$520,877	\$23.99
Department of Environment	2540 Camino Edward Ortiz Ste G	Santa Fe	2,925	14	209	\$62,986	\$21.53
Department of Environment	2945 E Rodeo Park Dr	Santa Fe	15,819	0	0	\$288,286	\$18.22
Higher Education Department	2044 and 2048 Galisteo St	Santa Fe	12,246	55	223	\$286,592	\$23.40
Human Services Department	39 Plaza La Prensa Ct	Santa Fe	38,007	78	487	\$1,161,500	\$30.56
Human Services Department	37 Plaza La Prensa Ct	Santa Fe	21,364	86	248	\$663,124	\$31.04
Medical Board	2055 S Pacheco St Bldg 400	Santa Fe	6,824	19	359	\$170,926	\$25.05
Office of State Auditor	2540 Camino Edward Ortiz Ste A	Santa Fe	9,362	44	213	\$219,660	\$23.46
Public Defender Department	301 N Guadalupe St	Santa Fe	16,088	6	2,681	\$309,855	\$19.26
Public Education Department	120 S Federal Place	Santa Fe	2,289	63	36	\$0	
State Investment Council	41 Plaza La Prensa	Santa Fe	12,912	31	417	\$308,740	\$23.91
State Treasurer	2055 S Pacheco St Bldgs 100 and	Santa Fe	11,228	35	321	\$224,560	\$20.00
NM Compilation Commission	4355 Center Pl	Santa Fe	4,000	0	0	\$0	
Human Services Department	1301 Siler Rd	Santa Fe	22,500	0	0	\$484,824	\$21.55
Department of Health	2040 S Pacheco St	Santa Fe	34,210	125	274	\$652,802	\$19.08
Human Services Department	1474 Rodeo Rd Suite 150	Santa Fe	37,478	249	151	\$812,062	\$21.67
Department of Transportation	1570 Pacheco St Suite B-1	Santa Fe	6,075	33	184	\$128,356	\$21.13
Workers Compensation Administration	1596 Pacheco St Suite 202	Santa Fe	2,400	4	600	\$50,162	\$20.90
Children, Youth and Families Department	1920 Fifth St	Santa Fe	29,269	76	385	\$328,904	\$11.24
Department of Health	2538 Camino Entrada Suites 204 a	Santa Fe	3,126	0	0	\$52,636	\$16.84
Department of Public Safety	1916 US 66	Edgewood	2,983	8	373	\$35,796	\$12.00
Educational Retirement Board	1596 Pacheco St Suite 107	Santa Fe	2,447	13	188	\$52,727	\$21.55
Department of Transportation	1570 Pacheco St Suite A-10	Santa Fe	5,724	0	0	\$120,927	\$21.13
Department of Health	1474 Rodeo Rd Suite 200	Santa Fe	7,957	18	442	\$182,434	\$22.93
Department of Health	1474 Rodeo Rd Suite 200	Santa Fe	1,142	0	0	\$13,704	\$12.00
Department of Health	1474 Rodeo Rd	Santa Fe	27,593	0	0	\$638,653	\$23.15
Human Services Department	1 Plaza La Prensa	Santa Fe	46,976	1	46,976	\$1,260,369	\$26.83
Division of Vocational Rehabilitation	2935 E Rodeo Park Dr	Santa Fe	11,498	38	303	\$280,273	\$24.38
Department of Public Safety	1204 Mercantile Rd	Santa Fe	4,100	0	0	\$142,038	\$34.64
Department of Early Childhood	1920 Fifth St	Santa Fe	1,035	2	518	\$25,306	\$24.45
Public Regulation Commission	142 W Palace Ave, Unit A	Santa Fe	15,488	116	134	\$285,552	\$18.44
Division of Vocational Rehabilitation	525 Camino De Los Marquez, Suite	Santa Fe	3,214	9	357	\$115,059	\$35.80



This page is intentionally blank.



2. Bernalillo



County:	Bernalillo
Senate Districts	9, 10, 11, 12, 13, 14, 15, 16, 17, 18, 19, 20, 21, 22, 23, 26, 30
House Districts	10, 11, 12, 13, 14, 15, 16, 17, 18, 19, 20, 21, 22, 24, 25, 26, 27, 28, 29, 30, 31, 44, 68, 69
County Seat (Other Major Community)	Albuquerque

SF / FTE Key	
<250 sf	Low
>250 sf <500 sf	Medium
>500 sf	High

State Owned Office Facilities					
Space Opportunity	Number of Buildings	Total Office SF Occupied	Total FTE	SF / FTE	Notes (Data Source, Contact Information)
Poor (No, None)	9	262,908	717	367	State Inventory, GSD FMD - no space available

State-Leased Office Facilities							
Space Opportunity	Number of Leases	Total Office LSF Occupied	Total FTE	SF / FTE	Annual Cost Range: Low	Annual Cost Range: High	Notes (Data Source, Contact Information)
Good (Yes)	51	570,770	1,648	346	\$8.35	\$33.19	GSD FMD, State Inventory

Higher Education Institutions							
Space Opportunity	Institution	If Yes					Notes (Data Source, Contact Information)
		What	Where	How much Space is available?	Associated Cost?	Contact	
Excellent (Yes)	Central New Mexico Community College				Negotiable	Marvin Martinez, Executive Direct Facilities	Conversation - not yet formally documented. Space is available at its 7 campuses, especially at the Montoya Campus (see Bernalillo County)
No Response / Info	Southwestern Indian Polytechnic Institute						
No Response / Info	University of New Mexico						

County Facilities							
Space Opportunity	Location	If Yes					Notes (Data Source, Contact Information)
		What	Where	How much Space is available?	Associated Cost?	Contact	
Poor (No, None)	Bernalillo County					Julie Baca	We do not have the space to provide offices for use outside of county staff...



Hi Andy. Unfortunately, we do not have the space to provide offices for use outside of county staff. Please know that currently our building is at capacity and we are in the process of re-organizing some of our areas in order to accommodate our recent increase in staff. We did look into other options for office space in Albuquerque.

The New Mexico Association of County's recently announced that it has office space for rent in the Old Town area. It appears that other legislators could have access to office space as well. What is your email address and I will send you the info?

Municipal Facilities

Space Opportunity	Location	If Yes					Notes (Data Source, Contact Information)
		What	Where	How much Space is available?	Associated Cost?	Contact	
No Response / Info	Albuquerque						

Private: Lease Market Opportunities

Space Opportunity	Type	Number Available	Annual Cost Range: Low	Annual Cost Range: High	Notes (Data Source, Contact Information)
Excellent (Yes)	Location:				Square feet available ranges from 65,100 to 8,041 for A Class, 105 to 140,000 for B Class, 160 to 20,740 for C Class and 100 to 79,381 for unspecified spaces in Albuquerque. Source: CARNM.realtor
	Private Class A	3	\$15.50	\$17.25	
	Private Class B	33	\$1.06	\$45.71	
	Private Class C	53	\$7.50	\$37.50	
	Private Not Specified	300	\$7.88	\$54.00	
Good (Yes)	Location: Albuquerque	CBRE Office Report Q2 2023: Albuquerque office market moderates with limited supply and minor shift in vacancy 9.7% Vacancy Rate, 62,277 SF YTD Net Absorption, 13.6% Availability Rate, \$19.64 25,000 FSG / Average Asking Lease Rate SF Completions 'CBRE Albuquerque Office Occupier Newsletter, Q2 2023: 9.7% - Albuquerque Metro Area Office Vacancy Rate, \$23.23 - Average Asking Lease Rate for Class A Office, \$20.66 - Average Asking Lease Rate for Class B Office, \$16.11 - Average Asking Lease Rate for Class C Office			



Building or Dept.	Address	City	Square Feet	Total FTE	SF / FTE
State Owned			9	262,908	717
Building 1	4665 Indian School Rd NE	Albuquerque	35,093	150	234
Building 2	4801 Indian School Rd NE	Albuquerque	50,036	1	50,036
Building 2	4801 Indian School Rd NE	Albuquerque	9,750	16	609
Building 3	4501 Indian School Rd NE	Albuquerque	35,093	178	197
Building 4	4775 Indian School Rd NE	Albuquerque	54,893	236	233
Building 5	4725 Indian School Rd NE	Albuquerque	12,853	0	0
Commission for the Blind	2200 Yale Blvd SE	Albuquerque	24,275	41	592
Tiwa	401 Broadway Blvd NE	Albuquerque	2,915	0	0
Workers Compensation Office	2410 Centre Ave SE	Albuquerque	38,000	95	400


Building or Dept.	Address	City	Square Feet	Total FTE	SF / FTE	Annual Lease Rate	Rent/SF
State-Leased			51	570,770	1,648		
Aging and Long-Term Care Department	8500 Manual Blvd NE	Albuquerque	14,300	60	238	\$295,282	\$20.65
Attorney General	201 3rd St NW 3rd, 4th, 5th Floors	Albuquerque	30,316	166	183	\$638,244	\$21.05
Attorney General	201 3rd St NW 3rd, 4th, 5th Floors	Albuquerque	1,135	0	0	\$33,487	\$29.50
Board of Nursing	6301 Indian School Rd NE Suite 710	Albuquerque	7,151	27	265	\$135,821	\$18.99
Board of Veterinary Medicine	7301 Jefferson St NE Suite H	Albuquerque	1,400	3	467	\$25,440	\$18.17
Commission for the Deaf and Hard of Hearing Persons	505 Marquette Ave NW Suite 1550	Albuquerque	6,964	14	497	\$114,099	\$16.38
Commissioner of Public Lands	1009 Bradbury Dr SE	Albuquerque	1,344	0	0	\$0	
Crime Victims Reparation Commission	6200 Uptown Blvd NE Suite 210	Albuquerque	7,839	28	280	\$162,671	\$20.75
Department of Environment	121 Tijeras Ave NE Third Floor	Albuquerque	2,004	0	0	\$16,032	
Department of Environment	8801 Horizon Blvd NE	Albuquerque	13,787	39	354	\$330,199	\$23.95
Department of Finance and Administration	5600 Eagle Rock RD NE	Albuquerque	1,214	0	0	\$13,658	\$11.25
Department of Finance and Administration	1008 Coal AVE SE	Albuquerque	1,114	1	1,114	\$11,700	\$10.50
Department of Health	6911 Taylor Ranch Rd NW Suite C-12	Albuquerque	3,420	0	0	\$0	
Department of Health	8120 La Mirada Ave NE	Albuquerque	6,378	11	580	\$119,445	\$18.73
Department of Health	7525 Zuni Rd SE	Albuquerque	1,323	0	0	\$20,703	\$15.65
Department of Health	5400 Gibson Blvd SE	Albuquerque	25,751	95	271	\$511,570	\$19.87
Department of Health	5300 Homestead Rd NE	Albuquerque	55,740	0	0	\$675,290	\$12.11
Department of Information Technology	725 6th St NW	Albuquerque	1,900	0	0	\$32,518	\$17.11
Department of Public Safety	6301 Indian School Rd NE Suite 300	Albuquerque	7,940	13	611	\$154,830	\$19.50
Dept of Information Technology	6000 Uptown Blvd NE, Suites 450 an	Albuquerque	6,833	6	1,139	\$126,411	\$18.50
Developmental Disabilities Planning Council	625 Silver Ave SW Suite 100B	Albuquerque	11,249	24	469	\$194,574	\$17.30
Division of Vocational Rehabilitation	5205 Quail Rd NW	Albuquerque	6,659	10	666	\$84,362	\$12.67
Division of Vocational Rehabilitation	111 Lomas Blvd NW Suite 422	Albuquerque	6,868	17	404	\$140,257	\$20.42
Division of Vocational Rehabilitation	7421 Bartlett St NE	Albuquerque	29,270	136	215	\$533,099	\$18.21
Division of Vocational Rehabilitation	1710 Rio Bravo Blvd SW	Albuquerque	4,733	10	473	\$89,021	\$18.81
Division of Vocational Rehabilitation	5400 Gibson Blvd SE	Albuquerque	14,375	24	599	\$281,286	\$19.57
Division of Vocational Rehabilitation	5200 Oakland Ave NE, Suite 200	Albuquerque	3,214	20	161	\$57,674	\$17.94
Economic Development Department	500 Marquette Ave NW, Suite 640	Albuquerque	3,599	7	514	\$55,591	\$15.45



Educational Retirement Board	8500 Manual Blvd NE Suite B-450	Albuquerque	4,959	13	381	\$41,383	\$8.35
Energy, Minerals & Natural Resources Dept.	8801 Horizon Blvd NE	Albuquerque	13,787	0	0	\$165,099	\$11.98
Gaming Control Board	4900 Alameda Blvd NE Suite 100E	Albuquerque	24,829	51	487	\$679,128	\$27.35
Governors Commission on Disability	625 Silver Ave SW Suite 100A	Albuquerque	3,750	6	625	\$64,858	\$17.30
Human Services Department	1711 Randolph Rd SE	Albuquerque	28,946	99	292	\$703,101	\$24.29
Human Services Department	1015 Tijeras Ave NW	Albuquerque	23,261	42	554	\$328,039	\$14.10
New Mexico Livestock Board	2105 Osuna Rd NE	Albuquerque	7,370	75	98	\$123,838	\$16.80
New Mexico Tourism Department	201 3rd St NW Suite 1410	Albuquerque	4,937	6	823	\$60,000	\$12.15
Office of Superintendent of Insurance	6200 Uptown Blvd NE Suite 130	Albuquerque	3,896	36	108	\$69,115	\$17.74
Office of Superintendent of Insurance	6200 Uptown Blvd NE Suite 100	Albuquerque	8,182	0	0	\$131,268	\$16.04
Office of the Natural Resources Trustee	121 Tijeras Ave NE	Albuquerque	13,513	4	3,378	\$288,651	\$21.36
Public Employee Labor Relations Board	2929 Coors Blvd NW	Albuquerque	1,472	2	736	\$23,920	\$16.25
Public Employees Retirement Association	6300 Jefferson St NE, Suite 100	Albuquerque	4,103	1	4,103	\$113,207	\$27.59
Public School Facilities Authority	1312 Basehart Dr SE Suite 200	Albuquerque	11,550	55	210	\$207,990	\$18.01
Department	5200 Oakland Ave NE Suite B	Albuquerque	3,775	0	0	\$70,477	\$18.67
Department	5500 San Antonio Dr NE	Albuquerque	20,017	118	170	\$339,477	\$16.96
Retiree Health Care Authority	6300 Jefferson St NE, Suite 100	Albuquerque	4,473	22	203	\$123,416	\$27.59
State Engineer	5550 San Antonio Dr NE	Albuquerque	31,061	79	393	\$539,931	\$17.38
State Ethics Commission	800 Bradbury Dr SE, Suites 215/217	Albuquerque	3,913	5	783	\$61,238	\$15.65
State Racing Commission	4900 Alameda Blvd NE Suite 100E	Albuquerque	3,555	12	296	\$71,515	\$20.12
Taxation and Revenue Department	505 Marquette Ave NW Suite 1500	Albuquerque	4,463	15	298	\$77,803	\$17.43
Taxation and Revenue Department	9651 Eagle Ranch Rd NW	Albuquerque	6,000	13	462	\$199,131	\$33.19
Taxation and Revenue Department	10500 Copper Ave NE	Albuquerque	61,138	283	216	\$1,608,785	\$26.31



3. Eddy

	County:	Eddy
	Senate Districts	32, 34, 41, 42
	House Districts	54, 55, 66
	County Seat (Other Major Community)	Carlsbad

SF / FTE Key	
<250 sf	Low
>250 sf <500 sf	Medium
>500 sf	High

State Owned Office Facilities					
Space Opportunity	Number of Buildings	Total Office SF Occupied	Total FTE	SF / FTE	Notes (Data Source, Contact Information)
Poor (No, None)	0	0	0	NA	State Inventory

State-Leased Office Facilities							
Space Opportunity	Number of Leases	Total Office LSF Occupied	Total FTE	SF / FTE	Annual Cost Range: Low	Annual Cost Range: High	Notes (Data Source, Contact Information)
Fair (Yes)	9	570,770	1,648	346	\$14.30	\$33.27	GSD FMD, State Inventory

Higher Education Institutions							
Space Opportunity	Institution	What	Where	If Yes			Notes (Data Source, Contact Information)
				How much Space is available?	Associated Cost?	Contact	
Poor (No, None)	Southeast New Mexico College					Kevin Beardmore	None available presently, however requesting funding for expansion and that would not be available until mid-2024 if approved

County Facilities							
Space Opportunity	Location	What	Where	If Yes			Notes (Data Source, Contact Information)
				How much Space is available?	Associated Cost?	Contact	
Good (Yes)	Eddy County		one-story bldg. on Main St.	1,000 sf	FMV	Roberta Gonzales, County Mgr.	County purchased bldg. & will be getting remodeled

Municipal Facilities							
Space Opportunity	Location	What	Where	If Yes			Notes (Data Source, Contact Information)
				How much Space is available?	Associated Cost?	Contact	
No Response / Info	Carlsbad						

Private: Lease Market Opportunities					
Space Opportunity	Type	Number Available	Annual Cost Range: Low	Annual Cost Range: High	Notes (Data Source, Contact Information)
No Response / Info	Location:				No information available
	Private Class A				
	Private Class B				
	Private Class C				
	Private Not Specified				



Building or Dept.	Address	City	Square Feet	Total FTE	SF / FTE	Annual Lease Rate	Rent/SF
State-Leased		9	52,501	92			
Children, Youth and Families Department	2219 W Main St	Artesia	6,982	11	635	\$127,019	\$18.19
Human Services Department	3604 San Jose Blvd	Carlsbad	9,263	13	713	\$211,841	\$22.87
Public Defender Department	211 N Canal Lots 7 and 9	Carlsbad	5,278	4	1,320	\$92,998	\$17.62
Division of Vocational Rehabilitation	3605 National Parks Hwy	Carlsbad	2,732	3	911	\$47,256	\$17.30
Department of Environment	406 N Guadalupe Suite C	Carlsbad	2,800	7	400	\$41,300	\$14.75
Human Services Department	108 N 16th St	Artesia	6,670	9	741	\$221,912	\$33.27
Children, Youth and Families Department	901 De Baca	Carlsbad	14,266	30	476	\$372,716	\$26.13
Department of Early Childhood	901 De Baca	Carlsbad	1,056	3	352	\$27,923	\$26.44
Energy, Minerals And Natural Resources Department (EMNRD)	506 W Texas Ave	Artesia	3,454	12	288	\$49,379	\$14.30



4. Chaves



County:	Chaves
Senate Districts	27, 32, 33, 42
House Districts	54, 58, 59, 64, 66
County Seat (Other Major Community)	Roswell

SF / FTE Key	
<250 sf	Low
>250 sf <500 sf	Medium
>500 sf	High

State Owned Office Facilities					
Space Opportunity	Number of Buildings	Total Office SF Occupied	Total FTE	SF / FTE	Notes (Data Source, Contact Information)
Poor (No, None)	0	0	0	NA	State Inventory

State-Leased Office Facilities							
Space Opportunity	Number of Leases	Total Office LSF Occupied	Total FTE	SF / FTE	Annual Cost Range: Low	Annual Cost Range: High	Notes (Data Source, Contact Information)
Good (Yes)	18	323,830	245	1,322	\$4.79	\$28.51	GSD FMD, State Inventory

Higher Education Institutions							
Space Opportunity	Institution	What	Where	If Yes			Notes (Data Source, Contact Information)
				How much Space is available?	Associated Cost?	Contact	
Poor (No, None)	ENMU Roswell						Shawn Powell, no space available
No Response / Info	New Mexico Military Institute						

County Facilities							
Space Opportunity	Location	What	Where	If Yes			Notes (Data Source, Contact Information)
				How much Space is available?	Associated Cost?	Contact	
Excellent (Yes)	Chaves County	Various Locations	Ranging from a few hundred sf to a couple of thousand sf	Cost depends on location & whether what you provide to the public can be used to offset costs that must be charged per the anti-donation statute		Bill Williams, County Mgr.	County purchased bldg. & will be getting remodeled

Municipal Facilities							
Space Opportunity	Location	What	Where	If Yes			Notes (Data Source, Contact Information)
				How much Space is available?	Associated Cost?	Contact	
No Response / Info	Roswell						

Private: Lease Market Opportunities					
Space Opportunity	Type	Number Available	Annual Cost Range: Low	Annual Cost Range: High	Notes (Data Source, Contact Information)
No Response / Info	Location:				No information available
	Private Class A				
	Private Class B				
	Private Class C				
	Private Not Specified				



Building or Dept.	Address	City	Square Feet	Total FTE	SF / FTE	Annual Lease Rate	Rent/SF
State-Leased		18	323,830	245			
Aging and Long-Term Care Department	1717 W 2nd St	Roswell	1,371	3	457	\$16,752	\$12.22
Department of Health	726 B S Sunset Ave	Roswell	6,006	27	222	\$89,691	\$14.93
Department of Health	1717 W 2nd St	Roswell	2,469	12	206	\$26,101	\$10.57
Department of Environment	1914 W 2nd St	Roswell	4,000	12	333	\$43,106	\$10.78
Public Defender Department	610 N Virginia Ave	Roswell	5,499	0	0	\$117,624	\$21.39
Taxation and Revenue Department	400 N Pennsylvania Ave Suite 200	Roswell	9,615	18	534	\$185,740	\$19.32
Division of Vocational Rehabilitation	1014 S Atkinson Ave	Roswell	5,251	8	656	\$39,600	\$7.54
Workers Compensation Administration	400 N Pennsylvania Ave Suite 1350	Roswell	2,325	6	388	\$44,216	\$19.02
Children, Youth and Families Department	4 Grand Avenue Plaza	Roswell	21,922	61	359	\$358,863	\$16.37
Commission for the Blind	400 N Pennsylvania Ave Suite 1350	Roswell	2,838	5	568	\$21,780	\$7.67
Human Services Department	1701 S Sunset St	Roswell	13,592	25	544	\$351,948	\$25.89
Human Services Department	2732 N Wilshire Blvd	Roswell	11,288	30	376	\$321,765	\$28.51
Economic Development Department	58 University Blvd LRC Room 113	Roswell	217,800	1	217,800	\$1	
Veterans Service Department	1600 SE MAIN	Roswell	1,003	1	1,003	\$4,800	\$4.79
Aging and Long-Term Care Department	1 Sunset Plaza Ct	Roswell	1,224	6	204	\$21,250	\$17.36
Department of Early Childhood	4 Grand Avenue Plaza	Roswell	1,281	0	0	\$20,986	\$16.38
Department of Health	1912 W 2nd St	Roswell	5,200	0	0	\$75,000	\$14.42
State Engineer	1900 W 2nd St	Roswell	11,146	30	372	\$187,675	\$16.84



5. Curry



County:	Curry
Senate Districts	7, 27
House Districts	63, 64, 67
County Seat (Other Major Community)	Clovis

SF / FTE Key		
<250 sf	 	Low
>250 sf <500 sf	 	Medium
>500 sf	 	High

State Owned Office Facilities					
Space Opportunity	Number of Buildings	Total Office SF Occupied	Total FTE	SF / FTE	Notes (Data Source, Contact Information)
Poor (No, None)	2	7,314	3	2,438	State Inventory. NM GSD FMD

State-Leased Office Facilities							
Space Opportunity	Number of Leases	Total Office LSF Occupied	Total FTE	SF / FTE	Annual Cost Range: Low	Annual Cost Range: High	Notes (Data Source, Contact Information)
Good (Yes)	18	323,830	245	1,322	\$4.79	\$28.51	GSD FMD, State Inventory

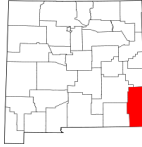
Higher Education Institutions							
Space Opportunity	Institution	If Yes					Notes (Data Source, Contact Information)
		What	Where	How much Space is available?	Associated Cost?	Contact	
Poor (No, None)	Clovis Community College						Robin Jones via email. No space available

County Facilities							
Space Opportunity	Location	If Yes					Notes (Data Source, Contact Information)
		What	Where	How much Space is available?	Associated Cost?	Contact	
Excellent (Yes)	Curry County						Lance Pyle, County Mgr

Building or Dept.	Address	City	Square Feet	Total FTE	SF / FTE	Annual Lease Rate	Rent/SF
State-Leased		6	53,473	99			
Children, Youth and Families Department	221 Llano Estacado Blvd	Clovis	19,637	44	446	\$379,780	\$19.34
Department of Environment	100 E Manana Blvd Unit 03	Clovis	2,783	8	348	\$34,447	\$12.38
Human Services Department	3316 N Main St	Clovis	19,494	34	573	\$275,291	\$14.12
Public Defender Department	800 Pile St	Clovis	6,509	0	0	\$86,700	\$13.32
Division of Vocational Rehabilitation	100 E Manana Blvd Unit 17	Clovis	4,000	5	800	\$58,010	\$14.50
Department of Early Childhood	221 Llano Estacado Blvd	Clovis	1,050	8	131	\$23,615	\$22.49



6. Lea



County:	Lea
Senate Districts	27, 41, 42
House Districts	55, 61, 62, 66
County Seat (Other Major Community)	Lovington (Hobbs)

SF / FTE Key		
<250 sf	 	Low
>250 sf <500 sf	 	Medium
>500 sf	 	High

State Owned Office Facilities					
Space Opportunity	Number of Buildings	Total Office SF Occupied	Total FTE	SF / FTE	Notes (Data Source, Contact Information)
Poor (No, None)	2	30,016	11	2,729	State Inventory. NM GSD FMD - not space available

State-Leased Office Facilities							
Space Opportunity	Number of Leases	Total Office LSF Occupied	Total FTE	SF / FTE	Annual Cost Range: Low	Annual Cost Range: High	Notes (Data Source, Contact Information)
Fair (Yes)	4	29,113	39	746	\$8.27	\$22.16	GSD FMD, State Inventory

Higher Education Institutions							
Space Opportunity	Institution	What	Where	If Yes			Notes (Data Source, Contact Information)
				How much Space is available?	Associated Cost?	Contact	
Fair (Yes)	New Mexico Junior College		Student Ctr. 2nd floor & Heidel Hall facility ground floor	2 @ 144 sf	No charge	Dr. Charley Carroll	

County Facilities							
Space Opportunity	Location	What	Where	If Yes			Notes (Data Source, Contact Information)
				How much Space is available?	Associated Cost?	Contact	
Fair (Yes)	Lea County		Possibly historic court house			Mike Gallagher	575-392-0312/ To discuss with board

Municipal Facilities							
Space Opportunity	Location	What	Where	If Yes			Notes (Data Source, Contact Information)
				How much Space is available?	Associated Cost?	Contact	
No Response / Info	Lovington						
No Response / Info	Hobbs						

Private: Lease Market Opportunities					
Space Opportunity	Type	Number Available	Annual Cost Range: Low	Annual Cost Range: High	Notes (Data Source, Contact Information)
No Response / Info	Location:				No information available
	Private Class A				
	Private Class B				
	Private Class C				
	Private Not Specified				



Building or Dept.	Address	City	Square Feet	Total FTE	SF / FTE	Annual Lease Rate	Rent/SF
State-Leased		4	29,113	39			
Children, Youth and Families Department	907 W Calle Sur St	Hobbs	18,891	38	497	\$418,530	\$22.16
Department of Public Safety	5100 Jack Gomez Blvd	Hobbs	2,531	1	2,531	\$20,943	\$8.27
Public Defender Department	1601 N Turner St Suite 300	Hobbs	6,491	0	0	\$83,604	\$12.88
Commissioner of Public Lands	2827 N Dal Paso 117	Hobbs	1,200	0	0	\$0	



7. Doña Ana



County:	Doña Ana
Senate Districts	31, 35, 36, 37, 38
House Districts	32, 33, 34, 35, 36, 37, 38, 52, 53
County Seat (Other Major Community)	Las Cruces

SF / FTE Key		
<250 sf		Low
>250 sf <500 sf		Medium
>500 sf		High

State Owned Office Facilities					
Space Opportunity	Number of Buildings	Total Office SF Occupied	Total FTE	SF / FTE	Notes (Data Source, Contact Information)
Poor (No, None)	0	0	0	NA	State Inventory

State-Leased Office Facilities							
Space Opportunity	Number of Leases	Total Office LSF Occupied	Total FTE	SF / FTE	Annual Cost Range: Low	Annual Cost Range: High	Notes (Data Source, Contact Information)
Fair (Yes)	25	196,419	519	378	\$12.55	\$29.57	GSD FMD, State Inventory

Higher Education Institutions							
Space Opportunity	Institution	What	Where	If Yes			Notes (Data Source, Contact Information)
				How much Space is available?	Associated Cost?	Contact	
Good (Yes)	New Mexico State University	2-5 office suites	Maybe PSL Bdg.		\$27.50 sf for 2nd floor; \$30 sf for basement	Scott Eschenbrenner, Special asst. to the Pres.	Rates are based on a full service agreement not including phone service.
Good (Yes)	NMSU - Doña Ana		East Mesa Main or Espina Campus, Sanchez Hall	2 offices, 144 sf	\$27.00 / sf	Mike Luchau, Facilities Support Manager	

County Facilities							
Space Opportunity	Location	What	Where	If Yes			Notes (Data Source, Contact Information)
				How much Space is available?	Associated Cost?	Contact	
No Response / Info	Doña Ana County						

Municipal Facilities							
Space Opportunity	Location	What	Where	If Yes			Notes (Data Source, Contact Information)
				How much Space is available?	Associated Cost?	Contact	
No Response / Info	Las Cruces						

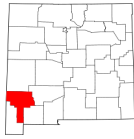
Private: Lease Market Opportunities					
Space Opportunity	Type	Number Available	Annual Cost Range: Low	Annual Cost Range: High	Notes (Data Source, Contact Information)
Good (Yes)	Location:				There is 1,100 square feet of A Class, 1,150 to 3,600 for B Class, 1,300 to 4,516 for C Class and 80 to 1,147 for not specified spaces in Las Cruces. to 15,398 for unspecified spaces in Santa Fe. Source: CARNM.realtor
	Private Class A	1	\$21.81	\$21.81	
	Private Class B	3	\$10.43	\$18.00	
	Private Class C	5	\$10.36	\$18.00	
	Private Not Specified	12	\$6.25	\$90.00	
Fair (Yes)	Location: Las Cruces	CBRE CoStar Report: The Las Cruces office market is nearly at capacity, with just 0.9% of inventory being vacant... Space rated 1 & 2 Star is the most dominant subtype, with 2.3 million SF in this category. There is 2.1 million SF of 3 Star space and 73,000 SF of 4 & 5 Star space. Rents are around \$23.00/SF ..."			



Building or Dept.	Address	City	Square Feet	Total FTE	SF / FTE	Annual Lease Rate	Rent/SF
State-Leased		25	196,419	519			
Human Services Department	655 Utah Ave	Las Cruces	17,988	44	409	\$377,616	\$20.99
Human Services Department	653 Utah Ave	Las Cruces	18,802	52	362	\$542,580	\$28.86
State Engineer	1680 Hickory Loop	Las Cruces	12,000	33	364	\$264,000	\$22.00
Public Defender Department	500 S Main St	Las Cruces	11,552	42	275	\$222,492	\$19.26
Department	505 S Main St Suite 103	Las Cruces	4,171	40	104	\$98,796	\$23.69
Division of Vocational Rehabilitation	3381 Del Rey Blvd	Las Cruces	7,947	21	378	\$172,400	\$21.69
Children, Youth and Families Department	750A N Motel Blvd	Las Cruces	11,766	35	336	\$164,329	\$13.97
Aging and Long-Term Care Department	2407 W Picacho Ave Suite B2	Las Cruces	1,018	3	339	\$15,939	\$15.66
Commission for the Deaf and Hard of Hearing Persons	2407 W Picacho Ave Suites A100 A101 A102	Las Cruces	1,266	1	1,266	\$17,096	\$13.50
Department of Environment	2301 Entrada Del Sol	Las Cruces	9,564	37	258	\$245,311	\$25.65
Children, Youth and Families Department	945 N Anthony Dr	Anthony	10,904	5	2,181	\$258,901	\$23.74
Human Services Department	220 Crossett Ln	Anthony	8,930	38	235	\$211,865	\$23.73
Human Services Department	2121 Summit Ct	Las Cruces	12,774	44	290	\$377,705	\$29.57
Workers Compensation Administration	2407 W Picacho Ave Suites C and D	Las Cruces	2,490	8	311	\$42,833	\$17.20
Aging and Long-Term Care Department	655 Utah Ave	Las Cruces	3,742	18	208	\$85,436	\$22.83
Children, Youth and Families Department	2805 N Roadrunner Parkway	Las Cruces	23,782	35	679	\$595,639	\$25.05
New Mexico Spaceport Authority	4605 Research Park Cir, Suite A	Las Cruces	7,345	14	525	\$144,045	\$19.61
Department of Early Childhood	945 N Anthony Dr	Anthony	1,433	1	1,433	\$34,025	\$23.74
Department of Early Childhood	2805 N Roadrunner Parkway	Las Cruces	5,524	27	205	\$138,353	\$25.05
Division of Vocational Rehabilitation	505 S Main St Suite 142	Las Cruces	1,313	0	0	\$16,473	\$12.55
Taxation and Revenue Department	1160 El Paseo Rd, Suite B1	Las Cruces	5,635	13	433	\$143,259	\$25.42
Attorney General	1175 Commerce Dr	Las Cruces	3,204	8	401	\$91,987	\$28.71
Public Education Department	715 E Idaho Building no.4	Las Cruces	4,000	0	0	\$84,000	\$21.00
Human Services Department	505 S Main Street Suite 115	Las Cruces	7,293	0	0	\$109,395	\$15.00
Commission for the Blind	505 S Main Street Suite 150	Las Cruces	1,976	0	0	\$32,110	\$16.25



8. Grant



County:	Grant
Senate Districts	28, 35
House Districts	39
County Seat (Other Major Community)	Silver City

SF / FTE Key	
<250 sf	Low
>250 sf <500 sf	Medium
>500 sf	High

State Owned Office Facilities					
Space Opportunity	Number of Buildings	Total Office SF Occupied	Total FTE	SF / FTE	Notes (Data Source, Contact Information)
Poor (No, None)	0	0	0	NA	State Inventory

State-Leased Office Facilities							
Space Opportunity	Number of Leases	Total Office LSF Occupied	Total FTE	SF / FTE	Annual Cost Range: Low	Annual Cost Range: High	Notes (Data Source, Contact Information)
Fair (Yes)	6	37,552	77	488	\$16.22	\$26.90	GSD FMD, State Inventory

Higher Education Institutions							
Space Opportunity	Institution	What	Where	If Yes			Notes (Data Source, Contact Information)
				How much Space is available?	Associated Cost?	Contact	
No Response / Info	Western New Mexico University						

County Facilities							
Space Opportunity	Location	What	Where	If Yes			Notes (Data Source, Contact Information)
				How much Space is available?	Associated Cost?	Contact	
No Response / Info	Grant County						

Municipal Facilities							
Space Opportunity	Location	What	Where	If Yes			Notes (Data Source, Contact Information)
				How much Space is available?	Associated Cost?	Contact	
Fair (Yes)	Silver City		City Annex, 2nd Floor	2 10x12 spaces	FMV	Amanda Cox, Asst. to Exec. Dept.	

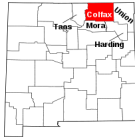
Private: Lease Market Opportunities					
Space Opportunity	Type	Number Available	Annual Cost Range: Low	Annual Cost Range: High	Notes (Data Source, Contact Information)
Good (Yes)	Location:				No information available
	Private Class A				
	Private Class B				
	Private Class C				
	Private Not Specified				



Building or Dept.	Address	City	Square Feet	Total FTE	SF / FTE	Annual Lease Rate	Rent/SF
State-Leased		6	37,552	77			
Aging and Long-Term Care Department	3082 32nd St Bypass	Silver City	1,794	5	359	\$42,321	\$23.59
Children, Youth and Families Department	3082 32nd St Bypass	Silver City	14,985	23	652	\$243,057	\$16.22
Department of Environment	3082 32nd St Bypass Suite D	Silver City	5,267	12	439	\$96,652	\$18.35
Human Services Department	3088 32nd St Bypass	Silver City	11,035	18	613	\$296,866	\$26.90
Department of Public Safety	2584 N Silver St Bldg B	Silver City	2,500	16	156	\$52,619	\$21.05
Division of Vocational Rehabilitation	3088 32nd St Bypass	Silver City	1,971	3	657	\$36,778	\$18.66



9. Colfax



County:	Colfax
Senate Districts	8
House Districts	40, 67
County Seat (Other Major Community)	Raton

SF / FTE Key	
<250 sf	Low
>250 sf <500 sf	Medium
>500 sf	High

State Owned Office Facilities					
Space Opportunity	Number of Buildings	Total Office SF Occupied	Total FTE	SF / FTE	Notes (Data Source, Contact Information)
Poor (No, None)	0	0	0	NA	State Inventory

State-Leased Office Facilities							
Space Opportunity	Number of Leases	Total Office LSF Occupied	Total FTE	SF / FTE	Annual Cost Range: Low	Annual Cost Range: High	Notes (Data Source, Contact Information)
Fair (Yes)	5	22,734	11	2,067	\$7.92	\$27.77	GSD FMD, State Inventory

Higher Education Institutions							
Space Opportunity	Institution	What	Where	If Yes			Notes (Data Source, Contact Information)
				How much Space is available?	Associated Cost?	Contact	
Poor (No, None)							

County Facilities							
Space Opportunity	Location	What	Where	If Yes			Notes (Data Source, Contact Information)
				How much Space is available?	Associated Cost?	Contact	
No Response / Info	Colfax County						

Municipal Facilities							
Space Opportunity	Location	What	Where	If Yes			Notes (Data Source, Contact Information)
				How much Space is available?	Associated Cost?	Contact	
No Response / Info	Raton						

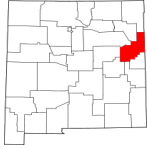
Private: Lease Market Opportunities					
Space Opportunity	Type	Number Available	Annual Cost Range: Low	Annual Cost Range: High	Notes (Data Source, Contact Information)
No Response / Info	Location:				No information available
	Private Class A				
	Private Class B				
	Private Class C				
	Private Not Specified				



Building or Dept.	Address	City	Square Feet	Total FTE	SF / FTE	Annual Lease Rate	Rent/SF
State-Leased		5	22,734	11			
Department of Environment	1277 A S 2nd St	Raton	2,705	2	1,353	\$41,312	\$15.27
Human Services Department	1233 Whittier St	Raton	5,683	5	1,137	\$157,816	\$27.77
State Engineer	301 E 9th St	Cimarron	1,982	0	0	\$15,697	\$7.92
Taxation and Revenue Department	1277 B S 2nd St	Raton	2,753	3	918	\$52,143	\$18.94
Children, Youth and Families Department	1900 Hospital Dr	Raton	9,611	1	9,611	\$199,871	\$20.80



10. Quay



County:	Quay
Senate Districts	7, 8
House Districts	67
County Seat (Other Major Community)	Tucumcari

SF / FTE Key	
<250 sf	Low
>250 sf <500 sf	Medium
>500 sf	High

State Owned Office Facilities					
Space Opportunity	Number of Buildings	Total Office SF Occupied	Total FTE	SF / FTE	Notes (Data Source, Contact Information)
Poor (No, None)	0	0	0	NA	State Inventory

State-Leased Office Facilities							
Space Opportunity	Number of Leases	Total Office LSF Occupied	Total FTE	SF / FTE	Annual Cost Range: Low	Annual Cost Range: High	Notes (Data Source, Contact Information)
Fair (Yes)	3	17,198	23	748	\$8.78	\$15.12	GSD FMD, State Inventory

Higher Education Institutions							
Space Opportunity	Institution	What	Where	If Yes			Notes (Data Source, Contact Information)
				How much Space is available?	Associated Cost?	Contact	
Good (Yes)	Mesalands Community College		Rm 715 of Bldg. E (North American Wind Research Training Ctr.) 1001 S. 11th St.	630 sf	\$4,800 /annually or \$400/month (\$7.62 / SF)	Mark A. Martinez, Exec. Dir. of Operations & Procurement	

County Facilities							
Space Opportunity	Location	What	Where	If Yes			Notes (Data Source, Contact Information)
				How much Space is available?	Associated Cost?	Contact	
No Response / Info	Quay County						

Municipal Facilities							
Space Opportunity	Location	What	Where	If Yes			Notes (Data Source, Contact Information)
				How much Space is available?	Associated Cost?	Contact	
No Response / Info	Tucumcari						

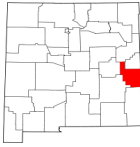
Private: Lease Market Opportunities					
Space Opportunity	Type	Number Available	Annual Cost Range: Low	Annual Cost Range: High	Notes (Data Source, Contact Information)
No Response / Info	Location:				No information available
	Private Class A				
	Private Class B				
	Private Not Specified				



State-Leased		3	17,198	23			
Department of Environment	113 W Center St	Tucumcari	1,235	1	1,235	\$10,848	\$8.78
Children, Youth and Families Department	217 S Second St	Tucumcari	11,128	10	1,113	\$163,801	\$14.72
Human Services Department	421 W Tucumcari Blvd	Tucumcari	4,835	12	403	\$73,094	\$15.12



11. Roosevelt



County:	Roosevelt
Senate Districts	27
House Districts	63, 64
County Seat (Other Major Community)	Portales

SF / FTE Key		
<250 sf		Low
>250 sf <500 sf		Medium
>500 sf		High

State Owned Office Facilities					
Space Opportunity	Number of Buildings	Total Office SF Occupied	Total FTE	SF / FTE	Notes (Data Source, Contact Information)
Poor (No, None)	0	0	0	NA	State Inventory

State-Leased Office Facilities							
Space Opportunity	Number of Leases	Total Office LSF Occupied	Total FTE	SF / FTE	Annual Cost Range: Low	Annual Cost Range: High	Notes (Data Source, Contact Information)
Fair (Yes)	2	12,850	4	3,213	\$24.40	\$27.11	GSD FMD, State Inventory

Higher Education Institutions							
Space Opportunity	Institution	What	Where	If Yes			Notes (Data Source, Contact Information)
				How much Space is available?	Associated Cost?	Contact	
No Response / Info	Eastern New Mexico University - Main						

County Facilities							
Space Opportunity	Location	What	Where	If Yes			Notes (Data Source, Contact Information)
				How much Space is available?	Associated Cost?	Contact	
Fair (Yes)	Roosevelt County		Roosevelt County Enterprise Ctr.	8 x 10 sf	Didn't specify	Amber Hamilton, County Mgr.	

Municipal Facilities							
Space Opportunity	Location	What	Where	If Yes			Notes (Data Source, Contact Information)
				How much Space is available?	Associated Cost?	Contact	
No Response / Info	Tucumcari						

Private: Lease Market Opportunities					
Space Opportunity	Type	Number Available	Annual Cost Range: Low	Annual Cost Range: High	Notes (Data Source, Contact Information)
No Response / Info	Location:				No information available
	Private Class A				
	Private Class B				
	Private Not Specified				

Building or Dept.	Address	City	Square Feet	Total FTE	SF / FTE	Annual Lease Rate	Rent/SF
State-Leased			2	12,850	4		
Taxation and Revenue Department	1609 S Avenue D	Portales	2,850	3	950	\$77,271	\$27.11
Children, Youth and Families Department	1500 S Avenue D	Portales	10,000	1	10,000	\$244,040	\$24.40



12. San Miguel



County:	San Miguel
Senate Districts	8, 39
House Districts	40, 63, 67, 70
County Seat (Other Major Community)	Las Vegas

SF / FTE Key	
<250 sf	Low
>250 sf <500 sf	Medium
>500 sf	High

State Owned Office Facilities					
Space Opportunity	Number of Buildings	Total Office SF Occupied	Total FTE	SF / FTE	Notes (Data Source, Contact Information)
Poor (No, None)	1	3,443	3	1,148	State Inventory, NM GSD FMD - not space available

State-Leased Office Facilities							
Space Opportunity	Number of Leases	Total Office LSF Occupied	Total FTE	SF / FTE	Annual Cost Range: Low	Annual Cost Range: High	Notes (Data Source, Contact Information)
Fair (Yes)	3	44,061	49	899	\$21.45	\$24.69	GSD FMD, State Inventory

Higher Education Institutions							
Space Opportunity	Institution	If Yes					Notes (Data Source, Contact Information)
		What	Where	How much Space is available?	Associated Cost?	Contact	
No Response / Info	Luna Community College						
Excellent (Yes)	New Mexico Highlands University	*Will be able to accommodate the need by potentially providing office space, long or short term. The university will need more details (begin dates, specifications) before they can confirm the location on campus. They have major construction taking place which is displacing many of their staff members until summer '24, but will have more ample space when that is completed. If space is needed immediately, they could possibly accommodate. They will need to find out what the expectation is for parking, IT support and maintenance. in order to waive the fee and to be in compliance with the anti-donation clause, the university would have to look to find evidence that the use of the space supports the greater mission of the university.					Shawna Wangseng, Facilities Rental Coordinator

County Facilities							
Space Opportunity	Location	If Yes					Notes (Data Source, Contact Information)
		What	Where	How much Space is available?	Associated Cost?	Contact	
Fair (Yes)	San Miguel County		County Admin. Bldg. 2nd or 3rd floor	Nothing identifiable presently but could potentially find something, depending on how much space you would require.	TBD	Joy Ansley, County Mgr.	



Municipal Facilities							
Space Opportunity	Location	If Yes					Notes (Data Source, Contact Information)
		What	Where	Space is available?	Associated Cost?	Contact	
No Response / Info	Las Vegas City						

Private: Lease Market Opportunities					
Space Opportunity	Type	Number Available	Annual Cost Range: Low	Annual Cost Range: High	Notes (Data Source, Contact Information)
No Response / Info	Location:				No information available
	Private Class A				
	Private Class B				
	Private Class C				
	Private Not Specified				

Building or Dept.	Address	City	Square Feet	Total FTE	SF / FTE	Annual Lease Rate	Rent/SF
State-Leased		3	44,061	49			
Department of Environment	2536 Ridge Runner Rd	Las Vegas	1,609	8	201	\$0	
Human Services Department	2536 Ridge Runner Rd	Las Vegas	23,352	0	0	\$576,564	\$24.69
Children, Youth and Families Department	2518 Ridge Runner Rd	Las Vegas	19,100	41	466	\$409,715	\$21.45



13. McKinley



County:	MnKinley
Senate Districts	3, 4, 22, 30
House Districts	5, 6, 9, 69
County Seat (Other Major Community)	Gallup

SF / FTE Key	
<250 sf	Low
>250 sf <500 sf	Medium
>500 sf	High

State Owned Office Facilities					
Space Opportunity	Number of Buildings	Total Office SF Occupied	Total FTE	SF / FTE	Notes (Data Source, Contact Information)
Poor (No, None)	0	0	0	NA	State Inventory

State-Leased Office Facilities							
Space Opportunity	Number of Leases	Total Office LSF Occupied	Total FTE	SF / FTE	Annual Cost Range: Low	Annual Cost Range: High	Notes (Data Source, Contact Information)
Fair (Yes)	5	40,858	77	531	\$7.81	\$26.44	GSD FMD, State Inventory

Higher Education Institutions							
Space Opportunity	Institution	What	Where	If Yes			Notes (Data Source, Contact Information)
				How much Space is available?	Associated Cost?	Contact	
No Response / Info	UNM-Gallup						

County Facilities							
Space Opportunity	Location	What	Where	If Yes			Notes (Data Source, Contact Information)
				How much Space is available?	Associated Cost?	Contact	
No Response / Info	Mckinley County						

Municipal Facilities							
Space Opportunity	Location	What	Where	If Yes			Notes (Data Source, Contact Information)
				How much Space is available?	Associated Cost?	Contact	
No Response / Info	Gallup						

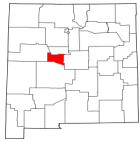
Private: Lease Market Opportunities					
Space Opportunity	Type	Number Available	Annual Cost Range: Low	Annual Cost Range: High	Notes (Data Source, Contact Information)
No Response / Info	Location:				No information available
	Private Class A				
	Private Class B				
	Private Class C				
	Private Not Specified				



Building or Dept.	Address	City	Square Feet	Total FTE	SF / FTE	Annual Lease Rate	Rent/SF
State-Leased		5	40,858	77			
Department of Health	2910 E Highway 66	Gallup	3,625	12	302	\$60,527	\$16.70
Human Services Department	3008 E Highway 66	Gallup	16,359	33	496	\$432,524	\$26.44
Division of Vocational Rehabilitation	312 E Nizhoni Blvd	Gallup	3,917	5	783	\$69,681	\$17.79
Children, Youth and Families Department	1720 E Aztec Blvd	Gallup	9,802	27	363	\$76,512	\$7.81
Public Defender Department	285 Boardman Dr	Gallup	7,155	0	0	\$97,587	\$13.64



14. Valencia



County:	Valencia
Senate Districts	29, 30, 39
House Districts	7, 8, 49, 69
County Seat (Other Major Community)	Los Lunas (Belen)

SF / FTE Key		
<250 sf	 	Low
>250 sf <500 sf	 	Medium
>500 sf	 	High

State Owned Office Facilities					
Space Opportunity	Number of Buildings	Total Office SF Occupied	Total FTE	SF / FTE	Notes (Data Source, Contact Information)
Poor (No, None)	3	31,501	33	955	State Inventory. NM GSD FMD - No space available

State-Leased Office Facilities							
Space Opportunity	Number of Leases	Total Office LSF Occupied	Total FTE	SF / FTE	Annual Cost Range: Low	Annual Cost Range: High	Notes (Data Source, Contact Information)
Poor (No, None)	1	3,352	10	335	\$18.44	\$18.44	GSD FMD, State Inventory

Higher Education Institutions							
Space Opportunity	Institution	What	Where	If Yes			Notes (Data Source, Contact Information)
				How much Space is available?	Associated Cost?	Contact	
Fair (Yes)	UNM-Valencia		1st floor Admin. Bldg.	2 @ 109 & 135 sf	\$1500 annually	Kevin Beardmore	None available presently; however, requesting funding for expansion which won't be available until mid-2024 if approved.

County Facilities							
Space Opportunity	Location	What	Where	If Yes			Notes (Data Source, Contact Information)
				How much Space is available?	Associated Cost?	Contact	
Poor (No, None)	Valencia County					Lichelle Armstrong	Only conference room & commission chambers are available for mtgs.



Municipal Facilities							
Space Opportunity	Location	If Yes					Notes (Data Source, Contact Information)
		What	Where	How much Space is available?	Associated Cost?	Contact	
Good (Yes)	Los Lunas		Los Lunas Wellness Ctr., Transportati on Ctr in future	500-1000 sf	Avg. cost/sf that will be utilized	Jason A. Duran, Director, Parks & Recreation	Additional space will be available within the next 6 mos. to a year due to occupants leaving

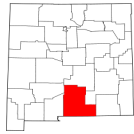
Private: Lease Market Opportunities					
Space Opportunity	Type	Number Available	Annual Cost Range: Low	Annual Cost Range: High	Notes (Data Source, Contact Information)
Good (Yes)	Location: Los Lunas				There is 316 to 618 square feet of B Class and 780 to 6,139 square feet of unspecified space in Los Lunas. Source: CARNM.realtor
	Private Class A	0			
	Private Class B	2	\$15.53		
	Private Class C	0			
	Private Not Specified	2	\$6.92		
Good (Yes)	Location: Belen				There is 416 to 6,027 square feet of unspecified space in Belen. Source: CARNM.realtor
	Private Class A				
	Private Class B				
	Private Class C				
	Private Not Specified	8	\$10.00		

Building or Dept.	Address	City	Square Feet	Total FTE	SF / FTE
State Owned			3	31,501	33
Henry Perea Building	750 Morris Rd	Los Lunas	4,688	33	142
Henry Perea Building	750 Morris Rd	Los Lunas	20,861	0	0
Henry Perea Building	750 Morris Rd	Los Lunas	5,952	0	0

Building or Dept.	Address	City	Square Feet	Total FTE	SF / FTE	Annual Lease Rate	Rent/SF
State-Leased			1				
Department of Environment	475 Courthouse Rd	Los Lunas	3,352	10	335	\$61,815	\$18.44



15. Otero



County:	Otero
Senate Districts	31, 33, 34
House Districts	51, 53, 54, 56
County Seat (Other Major Community)	Alamogordo

SF / FTE Key	
<250 sf	Low
>250 sf <500 sf	Medium
>500 sf	High

State Owned Office Facilities					
Space Opportunity	Number of Buildings	Total Office SF Occupied	Total FTE	SF / FTE	Notes (Data Source, Contact Information)
Poor (No, None)	0	0	0	NA	State Inventory

State-Leased Office Facilities							
Space Opportunity	Number of Leases	Total Office LSF Occupied	Total FTE	SF / FTE	Annual Cost Range: Low	Annual Cost Range: High	Notes (Data Source, Contact Information)
Poor (No, None)	5	42,727	77	555	\$14.58	\$39.49	GSD FMD, State Inventory

Higher Education Institutions							
Space Opportunity	Institution	What	Where	If Yes			Notes (Data Source, Contact Information)
				How much Space is available?	Associated Cost?	Contact	
No Response	New Mexico School for the Blind						
Fair (Yes)	NMSU - Alamogordo		ProTech Bldg.	120 sf	Negotiable	Mark Cal, Associate Campus Director	We normally charge \$200/month per office, but since this is a state entity, we would be open to negotiation. The charge includes custodial service and access to internet.

County Facilities							
Space Opportunity	Location	What	Where	If Yes			Notes (Data Source, Contact Information)
				How much Space is available?	Associated Cost?	Contact	
Poor (No, None)	Otero County	Conference Room only by appointment				Pamela Heltner, County Mgr.	Conference space only

Municipal Facilities							
Space Opportunity	Location	What	Where	If Yes			Notes (Data Source, Contact Information)
				How much Space is available?	Associated Cost?	Contact	
No Response / Info	Alamogordo						

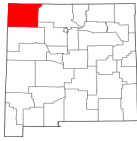
Private: Lease Market Opportunities					
Space Opportunity	Type	Number Available	Annual Cost Range: Low	Annual Cost Range: High	Notes (Data Source, Contact Information)
No Response / Info	Location:				No information available
	Private Class A				
	Private Class B				
	Private Class C				
	Private Not Specified				



Building or Dept.	Address	City	Square Feet	Total FTE	SF / FTE	Annual Lease Rate	Rent/SF
State-Leased		5	42,727	77			
Children, Youth and Families Department	2200 Indian Wells Rd	Alamogordo	15,650	41	382	\$320,277	\$20.47
Human Services Department	2000 Juniper St	Alamogordo	14,138	27	524	\$558,310	\$39.49
Public Defender Department	2395 N Florida Ave	Alamogordo	6,672	1	6,672	\$126,101	\$18.90
Division of Vocational Rehabilitation	2300 Indian Wells Rd	Alamogordo	4,547	4	1,137	\$66,297	\$14.58
Department of Environment	811 E First St Suite D	Alamogordo	1,720	4	430	\$31,554	\$18.35



16. San Juan



County:	San Juan
Senate Districts	1,2,3,22
House Districts	1,2,3,4,65
County Seat (Other Major Community)	Aztec (Farmington)

SF / FTE Key	
<250 sf	Low
>250 sf <500 sf	Medium
>500 sf	High

State Owned Office Facilities					
Space Opportunity	Number of Buildings	Total Office SF Occupied	Total FTE	SF / FTE	Notes (Data Source, Contact Information)
Poor (No, None)	2	25,422	44	578	State Inventory. NMGSD FMD - no space available

State-Leased Office Facilities							
Space Opportunity	Number of Leases	Total Office LSF Occupied	Total FTE	SF / FTE	Annual Cost Range: Low	Annual Cost Range: High	Notes (Data Source, Contact Information)
Fair (Yes)	5	42,727	77	555	\$20.99	\$32.22	GSD FMD, State Inventory

Higher Education Institutions							
Space Opportunity	Institution	What	Where	If Yes			Notes (Data Source, Contact Information)
				How much Space is available?	Associated Cost?	Contact	
Fair (Yes)	San Juan College		Rm. 371, 3rd Floor of 30th St. Education Ctr., 3401 E. 30th St./approx. 1.5 miles from SJC's main campus	220 sf	\$4620/yr. \$21.00 sf.	Edward DesPlas, Exec. Vice President	
No Response	Dine College						

County Facilities							
Space Opportunity	Location	What	Where	If Yes			Notes (Data Source, Contact Information)
				How much Space is available?	Associated Cost?	Contact	
Fair (Yes)	San Juan County		San Juan Multi-Agency Bldg.,	150 sf	Minimal to cover shared office/utility costs	Mike Stark, County Mgr.	



Municipal Facilities							
Space Opportunity	Location	If Yes					Notes (Data Source, Contact Information)
		What	Where	How much Space is available?	Associated Cost?	Contact	
Fair (Yes)	Farmington		City Hall ground floor	160 sf minimum	Negotiable	Kate Rose, asst. to the Mayor	

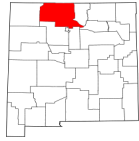
Private: Lease Market Opportunities					
Space Opportunity	Type	Number Available	Annual Cost Range: Low	Annual Cost Range: High	Notes (Data Source, Contact Information)
No Response / Info	Location:				No information available
	Private Class A				
	Private Class B				
	Private Class C				
	Private Not Specified				
Fair (Yes)	Location: Farmington				CBRE CoStar Report: " Vacancy in the Farmington office market is 1.2% ...Space rated 1 & 2 Star is the most dominant subtype, with 720,000 SF in this category. There is 540,000 SF of 3 Star space and 140,000 SF of 4 & 5 Star space. Rents are around \$23.00/SF..."

Building or Dept.	Address	City	Square Feet	Total FTE	SF / FTE
State Owned		2	25,422	44	
Harriett B. Sammons	101 W Animas St	Farmington	22,000	43	512
Oil Conservation Field Office	1002 Rio Brazos	Aztec	3,422	1	3,422

Building or Dept.	Address	City	Square Feet	Total FTE	SF / FTE	Annual Lease Rate	Rent/SF
State-Leased		5	22,360	68			
Children, Youth and Families Department	2800 Farmington Ave	Farmington	14,000	42	333	\$308,433	\$22.03
State Engineer	100 Gossett Dr Suite A	Aztec	2,340	7	334	\$49,120	\$20.99
Workers Compensation Administration	2700 Farmington Ave Bldg E	Farmington	2,200	5	440	\$46,810	\$21.28
Department of Environment	1800 E 30th St	Farmington	2,674	10	267	\$59,510	\$22.26
Commission for the Blind	1800 E 30th St	Farmington	1,146	4	287	\$36,926	\$32.22



17. Rio Arriba



County:	Rio Arriba
Senate Districts	5, 6, 22
House Districts	40, 41, 65
County Seat (Other Major Community)	Tierra Amarilla (Española)

SF / FTE Key	
<250 sf	Low
>250 sf <500 sf	Medium
>500 sf	High

State Owned Office Facilities					
Space Opportunity	Number of Buildings	Total Office SF Occupied	Total FTE	SF / FTE	Notes (Data Source, Contact Information)
Poor (No, None)	0	0	0	NA	State Inventory.

State-Leased Office Facilities							
Space Opportunity	Number of Leases	Total Office LSF Occupied	Total FTE	SF / FTE	Annual Cost Range: Low	Annual Cost Range: High	Notes (Data Source, Contact Information)
Fair (Yes)	3	16,134	30	538	\$16.75	\$18.20	GSD FMD, State Inventory

Higher Education Institutions							
Space Opportunity	Institution	What	Where	If Yes			Notes (Data Source, Contact Information)
				How much Space is available?	Associated Cost?	Contact	
Excellent (Yes)	Northern New Mexico College		availability in 4 bldgs.	various options	\$12.75/sf plus utilities	Dr. Denise Montoya, VP for Finance & Administration	

County Facilities							
Space Opportunity	Location	What	Where	If Yes			Notes (Data Source, Contact Information)
				How much Space is available?	Associated Cost?	Contact	
No Response / Info	Rio Arriba County						

Municipal Facilities							
Space Opportunity	Location	What	Where	If Yes			Notes (Data Source, Contact Information)
				How much Space is available?	Associated Cost?	Contact	
No Response / Info	Espanola						

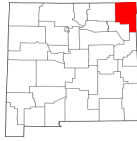
Private: Lease Market Opportunities					
Space Opportunity	Type	Number Available	Annual Cost Range: Low	Annual Cost Range: High	Notes (Data Source, Contact Information)
Fair (Yes)	Location:				There is 1,400 square feet of upspecified space in Española. Source: CARNM.realtor
	Private Class A	0			
	Private Class B	0			
	Private Class C	0			
	Private Not Specified	1	\$12.61	\$12.61	



Building or Dept.	Address	City	Square Feet	Total FTE	SF / FTE	Annual Lease Rate	Rent/SF
State-Leased		3	16,134	30			
Children, Youth and Families Department	912 Railroad Ave	Espanola	11,537	28	412	\$209,980	\$18.20
Division of Vocational Rehabilitation	706 B La Joya St	Espanola	1,468	2	734	\$24,583	\$16.75
Department of Environment	912 Railroad Ave	Espanola	3,129	0	0	\$56,572	\$18.08



18. Union



County:	Union
Senate Districts	7
House Districts	67
County Seat (Other Major Community)	Clayton

SF / FTE Key	
<250 sf	Low
>250 sf <500 sf	Medium
>500 sf	High

State Owned Office Facilities					
Space Opportunity	Number of Buildings	Total Office SF Occupied	Total FTE	SF / FTE	Notes (Data Source, Contact Information)
Poor (No, None)	0	0	0	NA	State Inventory.

State-Leased Office Facilities							
Space Opportunity	Number of Leases	Total Office LSF Occupied	Total FTE	SF / FTE	Annual Cost Range: Low	Annual Cost Range: High	Notes (Data Source, Contact Information)
Poor (No, None)	0	0	0	NA	\$16.75	\$18.20	GSD FMD, State Inventory

Higher Education Institutions							
Space Opportunity	Institution	What	Where	If Yes			Notes (Data Source, Contact Information)
				How much Space is available?	Associated Cost?	Contact	
Poor (No, None)							

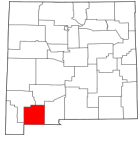
County Facilities							
Space Opportunity	Location	What	Where	If Yes			Notes (Data Source, Contact Information)
				How much Space is available?	Associated Cost?	Contact	
Fair (Yes)	Union County		County Admin. Bldg. 1st floor	333 sf	None	Brandy Thompson, County Mgr.	

Municipal Facilities							
Space Opportunity	Location	What	Where	If Yes			Notes (Data Source, Contact Information)
				How much Space is available?	Associated Cost?	Contact	
No Response / Info	Clayton						

Private: Lease Market Opportunities					
Space Opportunity	Type	Number Available	Annual Cost Range: Low	Annual Cost Range: High	Notes (Data Source, Contact Information)
No Response / Info	Location:				No information available
	Private Class A				
	Private Class B				
	Private Class C				
	Private Not Specified				



19. Luna



County:	Luna
Senate Districts	28, 35
House Districts	32
County Seat (Other Major Community)	Deming

SF / FTE Key	
<250 sf	Low
>250 sf <500 sf	Medium
>500 sf	High

State Owned Office Facilities					
Space Opportunity	Number of Buildings	Total Office SF Occupied	Total FTE	SF / FTE	Notes (Data Source, Contact Information)
Poor (No, None)	0	0	0	NA	State Inventory.

State-Leased Office Facilities							
Space Opportunity	Number of Leases	Total Office LSF Occupied	Total FTE	SF / FTE	Annual Cost Range: Low	Annual Cost Range: High	Notes (Data Source, Contact Information)
Fair (Yes)	3	28,535	57	501	\$6.34	\$13.88	GSD FMD, State Inventory

Higher Education Institutions							
Space Opportunity	Institution	What	Where	If Yes			Notes (Data Source, Contact Information)
				How much Space is available?	Associated Cost?	Contact	
Poor (No, None)							

County Facilities							
Space Opportunity	Location	What	Where	If Yes			Notes (Data Source, Contact Information)
				How much Space is available?	Associated Cost?	Contact	
No Response / Info							

Municipal Facilities							
Space Opportunity	Location	What	Where	If Yes			Notes (Data Source, Contact Information)
				How much Space is available?	Associated Cost?	Contact	
No Response / Info	Deming						

Private: Lease Market Opportunities					
Space Opportunity	Type	Number Available	Annual Cost Range: Low	Annual Cost Range: High	Notes (Data Source, Contact Information)
No Response / Info	Location:				No information available
	Private Class A				
	Private Class B				
	Private Not Specified				

Building or Dept.	Address	City	Square Feet	Total FTE	SF / FTE	Annual Lease Rate	Rent/SF
State-Leased		3	28,535	57			
Children, Youth and Families Department	918 E Pear St	Deming	10,494	19	552	\$145,629	\$13.88
Human Services Department	901 E Pear St	Deming	10,319	22	469	\$123,217	\$11.94
State Engineer	321 W Spruce St	Deming	7,722	16	483	\$48,960	\$6.34



20. Taos



County:	Taos
Senate Districts	6, 8
House Districts	40, 41, 42
County Seat (Other Major Community)	Taos

SF / FTE Key		
<250 sf		Low
>250 sf <500 sf		Medium
>500 sf		High

State Owned Office Facilities					
Space Opportunity	Number of Buildings	Total Office SF Occupied	Total FTE	SF / FTE	Notes (Data Source, Contact Information)
Poor (No, None)	0	0	0	NA	State Inventory.

State-Leased Office Facilities							
Space Opportunity	Number of Leases	Total Office LSF Occupied	Total FTE	SF / FTE	Annual Cost Range: Low	Annual Cost Range: High	Notes (Data Source, Contact Information)
Fair (Yes)	6	35,847	85	422	\$17.65	\$29.14	GSD FMD, State Inventory

Higher Education Institutions							
Space Opportunity	Institution	What	Where	If Yes			Notes (Data Source, Contact Information)
				How much Space is available?	Associated Cost?	Contact	
No Response / Info	UNM - Taos						

County Facilities							
Space Opportunity	Location	What	Where	If Yes			Notes (Data Source, Contact Information)
				How much Space is available?	Associated Cost?	Contact	
No Response / Info	Taos County						

Municipal Facilities							
Space Opportunity	Location	What	Where	If Yes			Notes (Data Source, Contact Information)
				How much Space is available?	Associated Cost?	Contact	
No Response / Info	Taos						

Private: Lease Market Opportunities					
Space Opportunity	Type	Number Available	Annual Cost Range: Low	Annual Cost Range: High	Notes (Data Source, Contact Information)
Fair (Yes)	Location:				There is 1,540 square feet of unspecified space in Taos. The cost is negotiable. Source: CARNM.realator
	Private Class A				
	Private Class B				
	Private Class C				
	Private Not Specified		\$1.00		



Building or Dept.	Address	City	Square Feet	Total FTE	SF / FTE	Annual Lease Rate	Rent/SF
State-Leased		6	35,847	85			
Department of Health	223 Cruz Alta Rd	Taos	4,173	15	278	\$121,595	\$29.14
Public Defender Department	105 Sipapu Rd	Taos	2,895	0	0	\$63,835	\$22.05
Division of Vocational Rehabilitation	145 Roy Rd	Taos	1,434	3	478	\$31,575	\$22.02
Children, Youth and Families Department	1308 Gusdorf Rd	Taos	15,818	32	494	\$336,449	\$21.27
Human Services Department	145 Roy Rd	Taos	9,838	29	339	\$173,628	\$17.65
Department of Environment	145 Roy Rd Suite B	Taos	1,689	6	282	\$38,516	\$22.80



21. Sierra



County:	Sierra
Senate Districts	35
House Districts	38, 49
County Seat (Other Major Community)	Truth or Consequences

SF / FTE Key	
<250 sf	Low
>250 sf <500 sf	Medium
>500 sf	High

State Owned Office Facilities					
Space Opportunity	Number of Buildings	Total Office SF Occupied	Total FTE	SF / FTE	Notes (Data Source, Contact Information)
Poor (No, None)	0	0	0	NA	State Inventory.

State-Leased Office Facilities							
Space Opportunity	Number of Leases	Total Office LSF Occupied	Total FTE	SF / FTE	Annual Cost Range: Low	Annual Cost Range: High	Notes (Data Source, Contact Information)
Fair (Yes)	2	15,870	23	690	\$15.28	\$19.36	GSD FMD, State Inventory

Higher Education Institutions							
Space Opportunity	Institution	What	Where	If Yes			Notes (Data Source, Contact Information)
				How much Space is available?	Associated Cost?	Contact	
Poor (No, None)							

County Facilities							
Space Opportunity	Location	What	Where	If Yes			Notes (Data Source, Contact Information)
				How much Space is available?	Associated Cost?	Contact	
No Response / Info	Sierra County						

Municipal Facilities							
Space Opportunity	Location	What	Where	If Yes			Notes (Data Source, Contact Information)
				How much Space is available?	Associated Cost?	Contact	
No Response / Info	Truth or Consequences						

Private: Lease Market Opportunities					
Space Opportunity	Type	Number Available	Annual Cost Range: Low	Annual Cost Range: High	Notes (Data Source, Contact Information)
No Response / Info	Location:				No information available
	Private Class A				
	Private Class B				
	Private Class C				
	Private Not Specified				

Building or Dept.	Address	City	Square Feet	Total FTE	SF / FTE	Annual Lease Rate	Rent/SF
State-Leased		2	15,870	23			
Children, Youth and Families Department	161 New School Rd	Truth Or Consequences	5,081	5	1,016	\$98,390	\$19.36
Human Services Department	102 W Barton St	Truth or Consequences	10,789	18	599	\$164,871	\$15.28



22. Torrance



County:	Torrance
Senate Districts	19, 39
House Districts	22, 70
County Seat (Other Major Community)	Estancia (Moriarty)

SF / FTE Key	
<250 sf	Low
>250 sf <500 sf	Medium
>500 sf	High

State Owned Office Facilities					
Space Opportunity	Number of Buildings	Total Office SF Occupied	Total FTE	SF / FTE	Notes (Data Source, Contact Information)
Poor (No)	0	0	0	NA	State Inventory.

State-Leased Office Facilities							
Space Opportunity	Number of Leases	Total Office LSF Occupied	Total FTE	SF / FTE	Annual Cost Range: Low	Annual Cost Range: High	Notes (Data Source, Contact Information)
Fair (Yes)	2	17,790	32	556	\$20.02	\$25.08	GSD FMD, State Inventory

Higher Education Institutions							
Space Opportunity	Institution	What	Where	If Yes			Notes (Data Source, Contact Information)
				How much Space is available?	Associated Cost?	Contact	
Poor (No)							

County Facilities							
Space Opportunity	Location	What	Where	If Yes			Notes (Data Source, Contact Information)
				How much Space is available?	Associated Cost?	Contact	
No Response	Torrance County						

Municipal Facilities							
Space Opportunity	Location	What	Where	If Yes			Notes (Data Source, Contact Information)
				How much Space is available?	Associated Cost?	Contact	
No Response	Estancia						
No Response	Moriarty						

Private: Lease Market Opportunities					
Space Opportunity	Type	Number Available	Annual Cost Range: Low	Annual Cost Range: High	Notes (Data Source, Contact Information)
	Location:				No information available
	Private Class A				
	Private Class B				
	Private Class C				
	Private Not Specified				

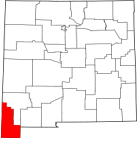


Building or Dept.	Address	City	Square Feet	Total FTE	SF / FTE	Annual Lease Rate	Rent/SF
State Owned				0			
					0		

Building or Dept.	Address	City	Square Feet	Total FTE	SF / FTE	Annual Lease Rate	Rent/SF
State-Leased				2	17,790	32	
Human Services Department	109 Tulane St	Moriarty	10,278	19	541	\$205,748	\$20.02
Children, Youth and Families Department	101 Garland Dr	Moriarty	7,512	13	578	\$188,401	\$25.08



23. Hidalgo



County:	Hidalgo
Senate Districts	28, 35
House Districts	32, 39
County Seat (Other Major Community)	Lordsburg

SF / FTE Key	
<250 sf	Low
>250 sf <500 sf	Medium
>500 sf	High

State Owned Office Facilities					
Space Opportunity	Number of Buildings	Total Office SF Occupied	Total FTE	SF / FTE	Notes (Data Source, Contact Information)
Poor (No, None)	0	0	0	NA	State Inventory.

State-Leased Office Facilities							
Space Opportunity	Number of Leases	Total Office LSF Occupied	Total FTE	SF / FTE	Annual Cost Range: Low	Annual Cost Range: High	Notes (Data Source, Contact Information)
Poor (No, None)	0	0	0	NA			GSD FMD, State Inventory

Higher Education Institutions							
Space Opportunity	Institution	What	Where	If Yes			Notes (Data Source, Contact Information)
				How much Space is available?	Associated Cost?	Contact	
Poor (No, None)							

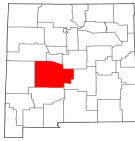
County Facilities							
Space Opportunity	Location	What	Where	If Yes			Notes (Data Source, Contact Information)
				How much Space is available?	Associated Cost?	Contact	
Fair (Yes)	Hidalgo County		Admin. Bldg.	Uncertain about sf but it is an office mgrs. office	Approx. \$150/mo or \$1800 annually	Tisha Green, County Mgr.	

Municipal Facilities							
Space Opportunity	Location	What	Where	If Yes			Notes (Data Source, Contact Information)
				How much Space is available?	Associated Cost?	Contact	
No Response / Info	Lordsburg						

Private: Lease Market Opportunities					
Space Opportunity	Type	Number Available	Annual Cost Range: Low	Annual Cost Range: High	Notes (Data Source, Contact Information)
No Response / Info	Location:				No information available
	Private Class A				
	Private Class B				
	Private Class C				
	Private Not Specified				



24. Socorro



County:	Socorro
Senate Districts	29, 30, 35
House Districts	38, 49, 69
County Seat (Other Major Community)	Socorro

SF / FTE Key	
<250 sf	Low
>250 sf <500 sf	Medium
>500 sf	High

State Owned Office Facilities					
Space Opportunity	Number of Buildings	Total Office SF Occupied	Total FTE	SF / FTE	Notes (Data Source, Contact Information)
Poor (No, None)	0	0	0	NA	State Inventory.

State-Leased Office Facilities							
Space Opportunity	Number of Leases	Total Office LSF Occupied	Total FTE	SF / FTE	Annual Cost Range: Low	Annual Cost Range: High	Notes (Data Source, Contact Information)
Fair (Yes)	2	17,592	24	733	\$11.90	\$14.23	GSD FMD, State Inventory

Higher Education Institutions							
Space Opportunity	Institution	If Yes					Notes (Data Source, Contact Information)
		What	Where	How much Space is available?	Associated Cost?	Contact	
No Response / Info	New Mexico Institute of Mining and Technology						

County Facilities							
Space Opportunity	Location	If Yes					Notes (Data Source, Contact Information)
		What	Where	How much Space is available?	Associated Cost?	Contact	
Fair (Yes)	Socorro County		Annex Bldg. 198 Neel Ave.	10 x 12 or bigger	\$5-8K/year	Michael A. Hawkes, County Mgr.	Annual costs would include probably a sq. ft. calculation rental space, utilities share cost, building & office keys duplication, internet service & shared service & phone service fees. I would approximate that total yearly costs would be between \$5000 to \$8000/yr. (Initial cost could increase if office furniture was needed to be purchased and ordering and placement of a sign in front of the building.



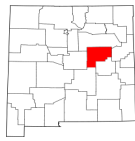
Municipal Facilities							
Space Opportunity	Location	If Yes					Notes (Data Source, Contact Information)
		What	Where	How much Space is available?	Associated Cost?	Contact	
Fair (Yes)	Lordsburg					Lena Chavez, Asst. City Administrator	*The City would be interested in hosting a field office. Depending on the number of days they would need availability will depend on where we offer office spaces. As soon as this is all figured out we can move forward.

Private: Lease Market Opportunities					
Space Opportunity	Type	Number Available	Annual Cost Range: Low	Annual Cost Range: High	Notes (Data Source, Contact Information)
No Response / Info	Location:				No information available
	Private Class A				
	Private Class B				
	Private Class C				
	Private Not Specified				

Building or Dept.	Address	City	Square Feet	Total FTE	SF / FTE	Annual Lease Rate	Rent/SF
State-Leased		2	17,592	24			
Children, Youth and Families Department	104 6th St	Socorro	7,350	13	565	\$104,566	\$14.23
Human Services Department	1014 N California St	Socorro	10,242	11	931	\$121,888	\$11.90



25. Guadalupe



County:	Guadalupe
Senate Districts	8
House Districts	63
County Seat (Other Major Community)	Santa Rosa

SF / FTE Key	
<250 sf	Low
>250 sf <500 sf	Medium
>500 sf	High

State Owned Office Facilities					
Space Opportunity	Number of Buildings	Total Office SF Occupied	Total FTE	SF / FTE	Notes (Data Source, Contact Information)
Poor (No, None)	0	0	0	NA	State Inventory.

State-Leased Office Facilities							
Space Opportunity	Number of Leases	Total Office LSF Occupied	Total FTE	SF / FTE	Annual Cost Range: Low	Annual Cost Range: High	Notes (Data Source, Contact Information)
Fair (Yes)	1	1,373	2	687	\$23.08	\$23.08	GSD FMD, State Inventory

Higher Education Institutions							
Space Opportunity	Institution	What	Where	If Yes			Notes (Data Source, Contact Information)
				How much Space is available?	Associated Cost?	Contact	
Poor (No, None)							

County Facilities							
Space Opportunity	Location	What	Where	If Yes			Notes (Data Source, Contact Information)
				How much Space is available?	Associated Cost?	Contact	
Fair (Yes)	Guadalupe County		Center of town/219 S. 4th St. Santa Rosa	900 sf	\$1.36/sf; \$1,224 monthly; \$14,688 annually	Diana Urban, County Mgr.	

Municipal Facilities							
Space Opportunity	Location	What	Where	If Yes			Notes (Data Source, Contact Information)
				How much Space is available?	Associated Cost?	Contact	
No Response / Info	Santa Rosa						

Private: Lease Market Opportunities					
Space Opportunity	Type	Number Available	Annual Cost Range: Low	Annual Cost Range: High	Notes (Data Source, Contact Information)
No Response / Info	Location:				No information available
	Private Class A				
	Private Class B				
	Private Class C				
	Private Not Specified				

Building or Dept.	Address	City	Square Feet	Total FTE	SF / FTE	Annual Lease Rate	Rent/SF
State-Leased			1,373	2			
Human Services Department	225 S 4th St	Santa Rosa	1,373	2	687	\$31,689	\$23.08



26. Lincoln



County:	Lincoln
Senate Districts	33
House Districts	55
County Seat (Other Major Community)	Carrizozo (Ruidoso)

SF / FTE Key	
<250 sf	Low
>250 sf <500 sf	Medium
>500 sf	High

State Owned Office Facilities					
Space Opportunity	Number of Buildings	Total Office SF Occupied	Total FTE	SF / FTE	Notes (Data Source, Contact Information)
Poor (No, None)	0	0	0	NA	State Inventory.

State-Leased Office Facilities							
Space Opportunity	Number of Leases	Total Office LSF Occupied	Total FTE	SF / FTE	Annual Cost Range: Low	Annual Cost Range: High	Notes (Data Source, Contact Information)
Fair (Yes)	3	17,073	25	683	\$12.83	\$21.23	GSD FMD, State Inventory

Higher Education Institutions							
Space Opportunity	Institution	What	Where	If Yes			Notes (Data Source, Contact Information)
				How much Space is available?	Associated Cost?	Contact	
Poor (No, None)	ENMU-Ruidoso					Ryan Trosper, President	None available

County Facilities							
Space Opportunity	Location	What	Where	If Yes			Notes (Data Source, Contact Information)
				How much Space is available?	Associated Cost?	Contact	
No Response / Info	Lincoln County						

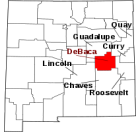
Municipal Facilities							
Space Opportunity	Location	What	Where	If Yes			Notes (Data Source, Contact Information)
				How much Space is available?	Associated Cost?	Contact	
No Response / Info	Carrizozo						
No Response / Info	Ruidoso						

Private: Lease Market Opportunities					
Space Opportunity	Type	Number Available	Annual Cost Range: Low	Annual Cost Range: High	Notes (Data Source, Contact Information)
No Response / Info	Location:				No information available
	Private Class A				
	Private Class B				
	Private Class C				
	Private Not Specified				

Building or Dept.	Address	City	Square Feet	Total FTE	SF / FTE	Annual Lease Rate	Rent/SF
State-Leased			3	17,073	25		
Department of Environment	1216 E Mechem Dr Building 2	Ruidoso	2,250	4	563	43308	\$19.25
Human Services Department	26387 US Hwy 70	Ruidoso Downs	3,809	13	293	48873	\$12.83
Taxation and Revenue Department	25982 US Hwy 70 Suite 3	Ruidoso	1,916	3	639	40671	\$21.23
Children, Youth and Families Department	26387 US Hwy 70, Suite B	Ruidoso Downs	9,098	5	1,820	120060	\$13.20



27. De Baca



County:	De Baca
Senate Districts	27
House Districts	63
County Seat (Other Major Community)	Fort Sumner

SF / FTE Key	
<250 sf	Low
>250 sf <500 sf	Medium
>500 sf	High

State Owned Office Facilities					
Space Opportunity	Number of Buildings	Total Office SF Occupied	Total FTE	SF / FTE	Notes (Data Source, Contact Information)
Poor (No, None)	0	0	0	NA	State Inventory.

State-Leased Office Facilities							
Space Opportunity	Number of Leases	Total Office LSF Occupied	Total FTE	SF / FTE	Annual Cost Range: Low	Annual Cost Range: High	Notes (Data Source, Contact Information)
Poor (No, None)	0	0	0	NA			GSD FMD, State Inventory

Higher Education Institutions							
Space Opportunity	Institution	What	Where	If Yes			Notes (Data Source, Contact Information)
				How much Space is available?	Associated Cost?	Contact	
Poor (No, None)							

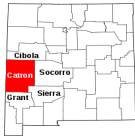
County Facilities							
Space Opportunity	Location	What	Where	If Yes			Notes (Data Source, Contact Information)
				How much Space is available?	Associated Cost?	Contact	
No Response / Info	De Baca County						

Municipal Facilities							
Space Opportunity	Location	What	Where	If Yes			Notes (Data Source, Contact Information)
				How much Space is available?	Associated Cost?	Contact	
No Response / Info	Fort Sumner						

Private: Lease Market Opportunities					
Space Opportunity	Type	Number Available	Annual Cost Range: Low	Annual Cost Range: High	Notes (Data Source, Contact Information)
No Response / Info	Location:				No information available
	Private Class A				
	Private Class B				
	Private Class C				
	Private Not Specified				



28. Catron



County:	Catron
Senate Districts	35
House Districts	39, 49
County Seat (Other Major Community)	Reserve

SF / FTE Key	
<250 sf	Low
>250 sf <500 sf	Medium
>500 sf	High

State Owned Office Facilities					
Space Opportunity	Number of Buildings	Total Office SF Occupied	Total FTE	SF / FTE	Notes (Data Source, Contact Information)
Poor (No, None)	0	0	0	NA	State Inventory.

State-Leased Office Facilities							
Space Opportunity	Number of Leases	Total Office LSF Occupied	Total FTE	SF / FTE	Annual Cost Range: Low	Annual Cost Range: High	Notes (Data Source, Contact Information)
Poor (No, None)	0	0	0	NA			GSD FMD, State Inventory

Higher Education Institutions							
Space Opportunity	Institution	What	Where	If Yes			Notes (Data Source, Contact Information)
				How much Space is available?	Associated Cost?	Contact	
Poor (No, None)							

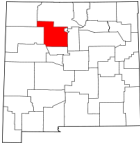
County Facilities							
Space Opportunity	Location	What	Where	If Yes			Notes (Data Source, Contact Information)
				How much Space is available?	Associated Cost?	Contact	
Fair (Yes)	Catron County		See notes	Didn't specify	Minimal for cleaning & utilities	Loren Cushman, County Mgr.	Could possibly be placed at the Fire Admin. Bldg. a block away from county offices. Thinks there might be space at the medical clinic which is owned by the county. Also, building a new community center in Quemado which should be operational in summer of 2024

Municipal Facilities							
Space Opportunity	Location	What	Where	If Yes			Notes (Data Source, Contact Information)
				How much Space is available?	Associated Cost?	Contact	
No Response / Info	Reserve						

Private: Lease Market Opportunities					
Space Opportunity	Type	Number Available	Annual Cost Range: Low	Annual Cost Range: High	Notes (Data Source, Contact Information)
No Response / Info	Location:				No information available
	Private Class A				
	Private Class B				
	Private Not Specified				



29. Sandoval



County:	Sandoval
Senate Districts	9, 12, 19, 22, 40
House Districts	23, 41, 43, 44, 50, 57, 60, 65
County Seat (Other Major Community)	Bernalillo, Rio Rancho

SF / FTE Key	
<250 sf	Low
>250 sf <500 sf	Medium
>500 sf	High

State Owned Office Facilities					
Space Opportunity	Number of Buildings	Total Office SF Occupied	Total FTE	SF / FTE	Notes (Data Source, Contact Information)
Poor (No, None)	0	0	0	NA	State Inventory.

State-Leased Office Facilities							
Space Opportunity	Number of Leases	Total Office LSF Occupied	Total FTE	SF / FTE	Annual Cost Range: Low	Annual Cost Range: High	Notes (Data Source, Contact Information)
Fair (Yes)	5	52,021	161	323	\$13.41	\$23.78	GSD FMD, State Inventory

Higher Education Institutions							
Space Opportunity	Institution	What	Where	If Yes			Notes (Data Source, Contact Information)
				How much Space is available?	Associated Cost?	Contact	
Good (Yes)	Central New Mexico Community College - Rio Rancho Campus				Negotiable	Marvin Martinez, Executive Direct Facilities	Conversation - not yet formally documented. Space is available at its 7 campuses, especially at the Montoya Campus (see Bernalillo County)
No Response	UNM Rio Rancho						

County Facilities							
Space Opportunity	Location	What	Where	If Yes			Notes (Data Source, Contact Information)
				How much Space is available?	Associated Cost?	Contact	
No Response / Info	Sandoval County						



Municipal Facilities							
Space Opportunity	Location	If Yes					Notes (Data Source, Contact Information)
		What	Where	How much Space is available?	Associated Cost?	Contact	
Excellent (Yes)	Bernalillo	2-3 office spaces	Public Library and UNM Los Alamos Building		No charge or minimum amount	Jack Torres, Mayor	Public library was an on elementary school and has good sized rooms for conference space and 2-3 potential office spaces. UNM Los Alamos Building is currently vacant. Both have good parking and visibility.
No Response / Info	Rio Rancho						

Private: Lease Market Opportunities					
Space Opportunity	Type	Number Available	Annual Cost Range: Low	Annual Cost Range: High	Notes (Data Source, Contact Information)
Excellent (Yes)	Location:				Square feet available ranges from 2,400 to 9,600 square feet of A Class, 500 to 28,000 for B Class and 980 to 222,000 for unspecified space in Rio Rancho. Source: CARNM.realator
	Private Class A	1	\$17.50	\$17.50	
	Private Class B	3	\$13.00	\$21.60	
	Private Class C	0			
	Private Not Specified	10	\$1.00	\$25.00	
Fair (Yes)	Location:				There is 14,310 square feet of space available in Cuba. Source: CARNM.realator
	Private Class A	0			
	Private Class B	0			
	Private Class C	1	\$14.26	\$14.26	
	Private Not Specified	0			

Building or Dept.	Address	City	Square Feet	Total FTE	SF / FTE	Annual Lease Rate	Rent/SF
State-Leased		5	52,021	161			
Children, Youth and Families Department	4359 Jager Dr NE	Rio Rancho	18,385	60	306	\$246,544	\$13.41
Department of Environment	4359 Jager Dr NE	Rio Rancho	2,710	7	387	\$51,762	\$19.10
Human Services Department	4363 Jager Dr NE	Rio Rancho	23,818	75	318	\$566,287	\$23.78
Department of Early Childhood	4359 Jager Dr NE	Rio Rancho	1,919	6	320	\$32,988	\$17.19
Division of Vocational Rehabilitation	3791 Southern Blvd SE Suite 210	Rio Rancho	5,189	13	399	\$88,669	\$17.09



30. Mora



County:	Mora
Senate Districts	8
House Districts	40
County Seat (Other Major Community)	Mora

SF / FTE Key	
<250 sf	Low
>250 sf <500 sf	Medium
>500 sf	High

State Owned Office Facilities					
Space Opportunity	Number of Buildings	Total Office SF Occupied	Total FTE	SF / FTE	Notes (Data Source, Contact Information)
Poor (No, None)	0	0	0	NA	State Inventory.

State-Leased Office Facilities							
Space Opportunity	Number of Leases	Total Office LSF Occupied	Total FTE	SF / FTE	Annual Cost Range: Low	Annual Cost Range: High	Notes (Data Source, Contact Information)
Poor (No, None)	0	0	0	NA			GSD FMD, State Inventory

Higher Education Institutions							
Space Opportunity	Institution	What	Where	If Yes			Notes (Data Source, Contact Information)
				How much Space is available?	Associated Cost?	Contact	
Poor (No, None)							

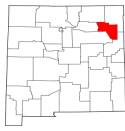
County Facilities							
Space Opportunity	Location	What	Where	If Yes			Notes (Data Source, Contact Information)
				How much Space is available?	Associated Cost?	Contact	
No Response / Info	Mora County						

Municipal Facilities							
Space Opportunity	Location	What	Where	If Yes			Notes (Data Source, Contact Information)
				How much Space is available?	Associated Cost?	Contact	
No Response / Info	Mora						

Private: Lease Market Opportunities					
Space Opportunity	Type	Number Available	Annual Cost Range: Low	Annual Cost Range: High	Notes (Data Source, Contact Information)
No Response / Info	Location:				No information available
	Private Class A				
	Private Class B				
	Private Class C				
	Private Not Specified				



31. Harding



County:	Harding
Senate Districts	7, 8
House Districts	67
County Seat (Other Major Community)	Mosquero

SF / FTE Key	
<250 sf	Low
>250 sf <500 sf	Medium
>500 sf	High

State Owned Office Facilities					
Space Opportunity	Number of Buildings	Total Office SF Occupied	Total FTE	SF / FTE	Notes (Data Source, Contact Information)
Poor (No, None)	0	0	0	NA	State Inventory.

State-Leased Office Facilities							
Space Opportunity	Number of Leases	Total Office LSF Occupied	Total FTE	SF / FTE	Annual Cost Range: Low	Annual Cost Range: High	Notes (Data Source, Contact Information)
Poor (No, None)	0	0	0	NA			GSD FMD, State Inventory

Higher Education Institutions							
Space Opportunity	Institution	What	Where	If Yes			Notes (Data Source, Contact Information)
				How much Space is available?	Associated Cost?	Contact	
Poor (No, None)							

County Facilities							
Space Opportunity	Location	What	Where	If Yes			Notes (Data Source, Contact Information)
				How much Space is available?	Associated Cost?	Contact	
No Response / Info	Harding County						

Municipal Facilities							
Space Opportunity	Location	What	Where	If Yes			Notes (Data Source, Contact Information)
				How much Space is available?	Associated Cost?	Contact	
No Response / Info	Mosquero						

Private: Lease Market Opportunities					
Space Opportunity	Type	Number Available	Annual Cost Range: Low	Annual Cost Range: High	Notes (Data Source, Contact Information)
No Response / Info	Location:				No information available
	Private Class A				
	Private Class B				
	Private Class C				
	Private Not Specified				



32. Los Alamos



County:	Los Alamos
Senate Districts	5, 6
House Districts	43
County Seat (Other Major Community)	Los Alamos

SF / FTE Key		
<250 sf		Low
>250 sf <500 sf		Medium
>500 sf		High

State Owned Office Facilities					
Space Opportunity	Number of Buildings	Total Office SF Occupied	Total FTE	SF / FTE	Notes (Data Source, Contact Information)
Poor (No, None)	0	0	0	NA	State Inventory.

State-Leased Office Facilities							
Space Opportunity	Number of Leases	Total Office LSF Occupied	Total FTE	SF / FTE	Annual Cost Range: Low	Annual Cost Range: High	Notes (Data Source, Contact Information)
Poor (No, None)	1	4,748	9	528	\$28.98	\$28.98	GSD FMD, State Inventory

Higher Education Institutions							
Space Opportunity	Institution	What	Where	If Yes			Notes (Data Source, Contact Information)
				How much Space is available?	Associated Cost?	Contact	
No Response / Info	UNM - Los Alamos						

County Facilities							
Space Opportunity	Location	What	Where	If Yes			Notes (Data Source, Contact Information)
				How much Space is available?	Associated Cost?	Contact	
No Response / Info	Los Alamos County						

Municipal Facilities							
Space Opportunity	Location	What	Where	If Yes			Notes (Data Source, Contact Information)
				How much Space is available?	Associated Cost?	Contact	
No Response / Info	Los Alamos						

Private: Lease Market Opportunities					
Space Opportunity	Type	Number Available	Annual Cost Range: Low	Annual Cost Range: High	Notes (Data Source, Contact Information)
No Response / Info	Location:				No information available
	Private Class A				
	Private Class B				
	Private Class C				
	Private Not Specified				

Building or Dept.	Address	City	Square Feet	Total FTE	SF / FTE	Annual Lease Rate	Rent/SF
State-Leased		1	4,748	9			
Department of Environment	1183 Diamond Dr Space B	Los Alamos	4,748	9	528	\$137,595	\$28.98



33. Cibola



County:	Cibola
Senate Districts	4, 30
House Districts	6, 69
County Seat (Other Major Community)	Grants

SF / FTE Key	
<250 sf	Low
>250 sf <500 sf	Medium
>500 sf	High

State Owned Office Facilities					
Space Opportunity	Number of Buildings	Total Office SF Occupied	Total FTE	SF / FTE	Notes (Data Source, Contact Information)
Poor (No, None)	0	0	0	NA	State Inventory.

State-Leased Office Facilities							
Space Opportunity	Number of Leases	Total Office LSF Occupied	Total FTE	SF / FTE	Annual Cost Range: Low	Annual Cost Range: High	Notes (Data Source, Contact Information)
Poor (No, None)	3	20,324	41	496	\$3.04	\$23.96	GSD FMD, State Inventory

Higher Education Institutions							
Space Opportunity	Institution	What	Where	If Yes			Notes (Data Source, Contact Information)
				How much Space is available?	Associated Cost?	Contact	
No Response / Info	NMSU - Grants						

County Facilities							
Space Opportunity	Location	What	Where	If Yes			Notes (Data Source, Contact Information)
				How much Space is available?	Associated Cost?	Contact	
No Response / Info	Cibola County						

Municipal Facilities							
Space Opportunity	Location	What	Where	If Yes			Notes (Data Source, Contact Information)
				How much Space is available?	Associated Cost?	Contact	
No Response / Info	Grants						

Private: Lease Market Opportunities					
Space Opportunity	Type	Number Available	Annual Cost Range: Low	Annual Cost Range: High	Notes (Data Source, Contact Information)
No Response / Info	Location:				No information available
	Private Class A				
	Private Class B				
	Private Class C				
	Private Not Specified				

Building or Dept.	Address	City	Square Feet	Total FTE	SF / FTE	Annual Lease Rate	Rent/SF
State-Leased			3	20,324	41		
Human Services Department	900 Mt Taylor Dr	Grants	9,804	21	467	\$234,931	\$23.96
Children, Youth and Families Department	1019 E Roosevelt Ave	Grants	9,407	20	470	\$151,853	\$16.14
Department of Environment	708 Uranium Ave	Milan	1,113	0	0	\$3,381	\$3.04



Supplemental Background Data

Links to download detailed background material for higher education institutions, counties, and municipalities appear below:


Higher Education Institution Notes and Background Information (5MB PDF):

Download - Higher Education Institution Data

 <https://tinyurl.com/ARC-NM-LCS-Higher-Edu>

County Notes and Background Material (5MB PDF):

Download - County Data

 <https://tinyurl.com/ARC-NM-LCS-Counties>

Municipal Notes and Background Material (5MB PDF):

Download - Municipal Data


 <https://tinyurl.com/ARC-NM-LCS-Muni>



This page is intentionally blank.



22310.0000



Architectural Research Consultants, Incorporated

✉ Albuquerque, New Mexico

☎ 505-842-1254

🌐 <https://arcplanning.com>

DRAFT

[this page intentionally left blank]

Appendix C
NCSL whitepapers

[remainder of page intentionally left blank]



DRAFT

NEW MEXICO LEGISLATURE

Approaches to Personal and District Office
Staffing in State Legislatures

October 2023
Draft White Papers

Introduction

In August 2023, NCSL entered into an agreement with the New Mexico Legislative Council Service (LCS) to provide information in support of its examination of needs pertinent to legislative district or regional staff offices. Specifically, NCSL agreed to provide research to the LCS on the following topics:

1. A review of at least three relevant examples of legislative staffing structures for members.
2. A detailed description of how those example legislatures provide administrative and logistical support for this type of staffing structure.
3. Relevant enabling legislation in New Mexico for other agencies and a comparison to the other states surveyed.

The white papers below address each topic.

White Paper 1: Review of Relevant Legislative Staffing Structures

This white paper provides an overview of characteristics used to categorize legislatures on a full-time, hybrid or part-time spectrum; an overview of personal and district office staffing models; and provides examples from five states: Alaska, Arizona, Colorado, Kentucky and Washington.

Categories of legislatures

There are 50 different formulas for designing a state legislature. Because it is difficult to paint them in black and white, NCSL uses a “Green, Gray and Gold” typology. This typology categorizes state legislatures as full-time, part-time or hybrid (falling somewhere between these two poles) institutions. Three main factors are considered: the amount of time legislators report spending on their legislative work, the amount they are compensated and the size of the legislature's staff.

“Green” legislatures require the most time of legislators, usually 80 percent or more of a full-time job. They have large staffs. In most green states, legislators are paid enough to make a living without requiring outside income. Most of the nation's largest population states fall in this category.

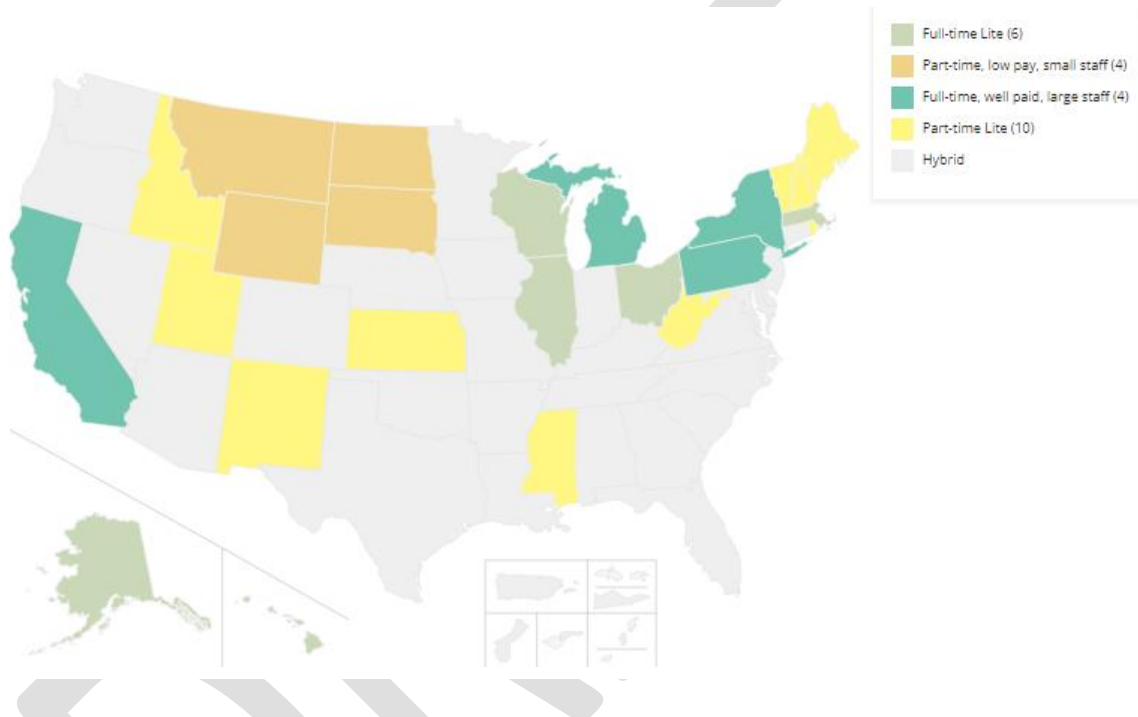
Legislatures in the “gray” category are hybrids. Legislators in these states typically say that they spend more than two-thirds of a full-time job being legislators. Although their income from legislative work is greater than that in the “gold” states, it is usually not enough to allow them to make a living without having other sources of income. Legislatures in the gray category have intermediate sized staff. States in the middle of the population range tend to have gray legislatures.

In the gold states, on average lawmakers spend the equivalent of half of a full-time job doing legislative work. The compensation they receive for this work is low and requires them to have

outside sources of income. The gold states have relatively small staffs. They are often called traditional, or citizen, legislatures and they are more often found in the smallest population, more rural states.

New Mexico falls into the part-time or “gold-light” part of NCSL’s typology, along with Idaho, Maine, Mississippi, Nebraska, New Hampshire, Rhode Island, Utah, Vermont and West Virginia. Montana, North Dakota, South Dakota and Wyoming as the most “part-time” of all legislatures, placed in the gold category.

Figure 1. Part-time, Hybrid, Full-time Legislatures



Personal staffing

Nearly all legislatures have some form of joint, nonpartisan staff services. From there, aspects of staffing structures and models can vary greatly from legislature to legislature. The nature of personal staff services is an example of this. NCSL defines personal staff as: Staff that work directly for a state legislator or as part of a small team reporting directly to a legislator. The legislator provides supervision and direction of the staff’s work product. Their workplace might be located at the capital or at a district office.

To better assess how legislatures provide personal staff to members, NCSL surveyed all legislative chambers in 2010 on the models they use, if any. An [overview](#) of this information is on NCSL’s website along with greater detail from each chamber. While much of the information and analysis generated by this survey remains accurate, some chambers have changed aspects of their staffing approaches over the past decade.

In 2023, most legislative chambers provide year-round personal staffing for members. Chambers in at least the following states do not: Arkansas (Senate), Maine (both), Montana (both), New Hampshire (House), Rhode Island (both), South Dakota (both), Vermont (both), and Wyoming

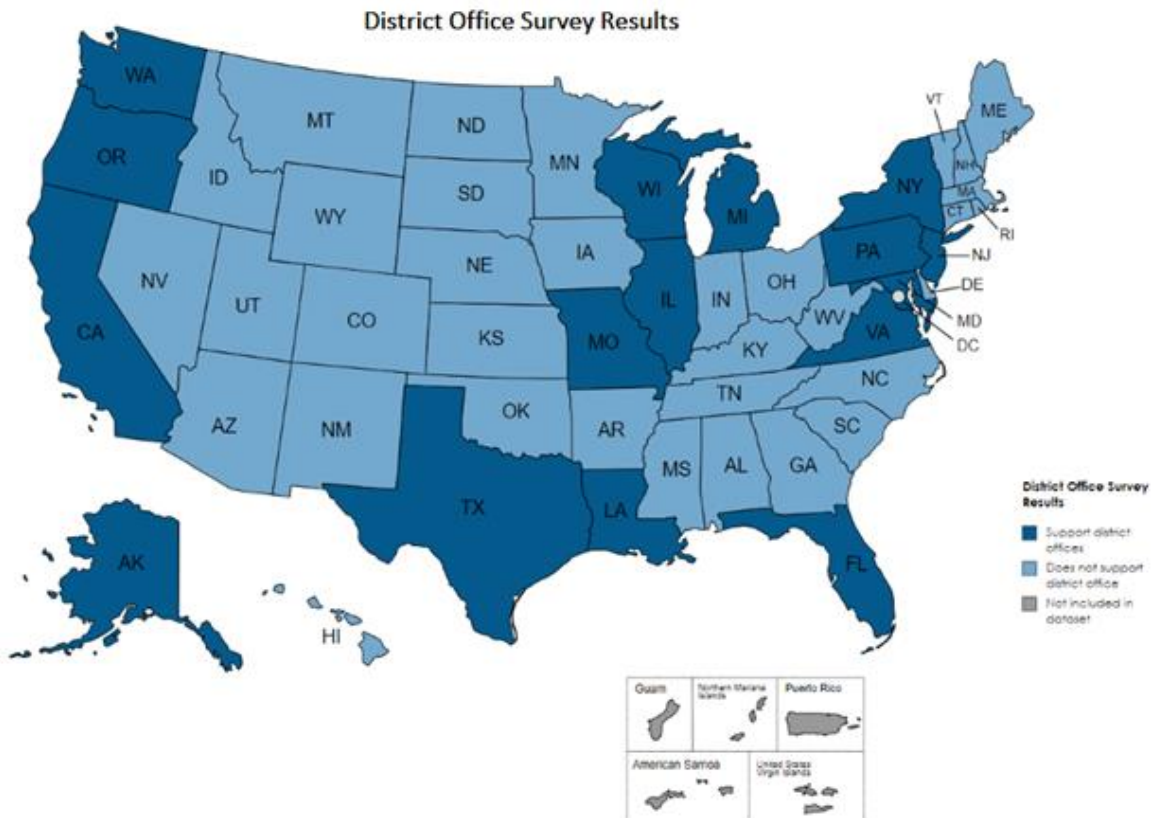
(both). However, in some of these chambers, such as Maine, the New Hampshire House, and Rhode Island, partisan caucus staff may perform some of the functions that personal staff provide elsewhere. Some of the states on this list, such as Montana and Vermont, provide personal staff for leaders but not for the other members.

District offices and staff

As NCSL's personal staff and [legislator compensation survey data](#) shows, some legislatures provide personal staff in district offices. NCSL defines district offices as a physical office in a legislator's district that is supported by the legislature, either through funding or oversight, and staffed by individuals who are paid by the legislature. Such offices provide legislators and their staff with a space to conduct work, hold meetings and retain close ties to the communities they represent.

NCSL collected survey data in 2014 to obtain more detail about district staffing models. At the time, approximately one quarter of legislative chambers reported providing support for district offices through funding and oversight. The states with district offices in 2014 are shown in Figure 2. Data for the U.S. territories was not collected in 2014.

Figure 2. State Legislative District Offices



NCSL released a [brief](#) in 2014 on approaches to legislative district offices, some details of which are included below.

Funding for district offices varies. For example, at least four chambers provide members with an allocation that covers all district office operations, including rent, utilities, office supplies and district office staff salaries. The Illinois Senate and House use this approach, for example. Twelve chambers reported giving members a specific allocation amount to cover legislative expenses, including district office operations but not staffing. Staffing may be provided through another funding source, which is the approach used in the Florida House.

Other states provide a monetary allowance from which members can hire staff. (As of July 2023, Illinois, Louisiana, Maryland, Missouri, Michigan, New Jersey, Oregon, Texas and Virginia are examples of states with legislative chambers that use this approach.)

District office staffing typically is limited only by the amount of funding available to members for staff salaries and benefits or by a legislator-to-staff ratio set by the chamber. In 2014, the Florida House permitted no more than two staff to work in a member's district office, while the Alaska Legislature, California Senate and Assembly, Florida Senate and New Jersey Assembly allowed members to have three or more staff in their district offices.

In addition to receiving funding for district offices, lawmakers must adhere to specific chamber policies and guidelines about district office location, leasing, office size and other regulations. District offices are usually, but not always, located within the physical boundaries of a member's district.

District office staff usually are subject to the same rules and policies as staff in capitol offices. In most states, this includes prohibitions on campaign or personal work on state time.

State Profiles

NCSL interviewed staff directors and human resources directors to highlight examples of personal and, where applicable, district office staffing in five states: Alaska, Arizona, Colorado, Kentucky and Washington. NCSL selected these states for a variety of reasons. First, they provide a good cross-section of the approaches used in legislatures. Second, they have been in place in their legislatures for some time. In addition, like New Mexico and most states, all five states provide members with joint, nonpartisan staff services in addition to services provided by partisan staff. Arizona, Colorado and Washington share geographic similarities to New Mexico, and Alaska is a large and diverse geographic region.

While all selected states, save Alaska, are all categorized as "hybrid" legislatures, New Mexico's Legislature shares certain nonpartisan staff structural characteristics. For example, whereas some legislatures house staff fiscal, budget and performance evaluation and auditing work within one central legislative agency, Alaska, Arizona and Colorado have separate, autonomous agencies for these functions, similar to New Mexico's Legislative Finance Committee staff (LFC), along with agencies that are similar to the LCS. Colorado and Kentucky have joint nonpartisan constituent services offices which perform similar functions to those that staff perform in the New Mexico Senate and House. Like New Mexico, all selected states hire session-only staff to support their institutions during their busiest work periods. Table 1 shows 2021 legislative staff census information for New Mexico and the five example states, including the total number of

legislative staff and the total number of year-round staff.

Table 1. Size of Legislative Staff for Select States

State	Total Staff During Session (2021)	Permanent Staff (2021)
New Mexico	558	122
Alaska	462	322
Arizona	707	621
Colorado	308	262
Kentucky	491	363
Washington	817	627

New Mexico is one of 39 state legislatures that have a limit on session length, as do the five selected states. However, they range in duration as shown in Table 2. Six legislatures are like New Mexico in that though they meet annually, they limit one year of a biennium to consideration of specific types of legislation. The others are Arkansas, Connecticut, Louisiana, Maine, North Carolina and Wyoming.

Table 2. Session Length Limits for Select States

State	Current Session Length Limit	Method of Setting
New Mexico	Odd: 60 C - Even: 30 C	Constitution
Alaska	90 C	Statute
Arizona	Sat of week in which 100th C falls	Chamber Rule
Colorado	120 C	Constitution
Kentucky	Odd: 30 L or Mar 30 - Even: 60 L or Apr 15	Constitution
Washington	Odd: 105 C - Even: 60 C	Constitution

Finally, because the number of personal staff and related details often depends upon the number of legislator members, Table 3 provides that information for the example states.

Table 3. Number of Senate and House Members for Select States

State	Senate Seats	House Seats
New Mexico	42	70
Alaska	20	40
Arizona	30	60
Colorado	35	65
Kentucky	38	100
Washington	49	98

NCSL did not include any part-time or part-time light states among its state examples because most legislative chambers in these categories do not employ personal staff.

Alaska

Much of the year-round staff services in Alaska are nonpartisan and organized under the direction of one of two joint legislative policy committees, which are bipartisan: The Legislative Council and the Legislative Budget and Audit Committee. Personnel policies and hiring practices are under the direction of the agency heads and generally follow standard state practices.

The Alaska Legislative Affairs Agency (LAA) reports to the Legislative Council and supports the institution through a variety of services, including legislative security; legal services; supply; personnel; accounting; printing; maintenance; information technology; legislative research; and legislative information and teleconference (which includes media and constituent services).

The legislative information and teleconference manager oversees a sizeable number of nonpartisan staff who work at Legislative Information Offices (LIOs), which facilitate communication between legislators and their constituents. LIOs are positioned in 22 locations throughout Alaska, from the largest cities of Anchorage, Juneau, and Fairbanks to more remote and sparsely populated locations. These offices share some similarities with district offices in other legislatures and often serve as the sole point of contact for Alaska residents on all manner of constituent issues and public service problems. Central to the LIO mission is the facilitation of statewide citizen participation in the legislative process. Job duties and responsibilities of these staff are a blend of administrative functions, constituent services, and supporting and scheduling legislative teleconference services. Some LIO staff are managers, depending upon the size of the office and number of staff working within the LIO.

Like many legislatures with a limited session length, the Alaska Legislature employs a mixture of year-round/full-time staff and session-only staff to provide increased support to the institution during its busiest work period. This includes session-only staff in the LAA. Other session staff, including chamber and committee employees, as well as members' personal staff, are hired by the House and Senate rules committees, which set staff salaries. Employment during the interim

for such staff is ultimately determined by the legislative leader of each house.

Personal staff, who are partisan, can work at the capitol in Juneau or in a district office. A member's personal staff may collocate with an LIO in some cases. Their primary duties and responsibilities are different than LIO staff. While they may serve constituents, they also help with duties such as member communications, scheduling, administrative functions, policy work, or any other duty as assigned by the member. They may have job titles ranging from legislative assistant, administrative assistant, or chief of staff.

Arizona

The Arizona Legislature has several joint nonpartisan staff offices, including the staff of the Legislative Council, the Joint Legislative Budget Committee, the Office of the Auditor General and the Office of the Ombudsman – Citizens' Aide, which supports citizens who experience problems with an Arizona state agency, or who have a public records or open meeting law dispute with a state or local agency.

The House and Senate may hire as many employees as each chamber directs, with the particulars of employment, including terms and conditions, compensation, discipline, and discharge, determined by the speaker and the president, respectively. This includes partisan staff in both chambers who work for the presiding officers and caucuses. Per the Legislature's staff manual, each chamber is also authorized to hire constituent services staff.

In the Arizona House, year-round, full-time administrative assistants are assigned to members. Positions are salaried and eligible for benefits. These staff are considered non-partisan and are hired by a nonpartisan administrator, who handles their supervision, disciplinary matters and/or separations. The administrator is housed within the House Administrative Office, which is overseen by the House's Chief Financial Officer.

Administrative assistants work at the Capitol in Phoenix. These staff are also permitted to work from a Tucson-based legislative office, though this happens infrequently in practice. There are currently 47 administrative assistants, including two supervisors and a float position. There are 60 members in the Arizona House. Committee chairs and leaders each have their own administrative assistant; some administrative assistants are assigned to work with more than one member.

Administrative assistants perform administrative duties for the member, such as answering the phones and emails, scheduling meetings, and gathering bill information to prepare the member for committee and floor proceedings. Administrative assistants may perform some constituent services work though these functions are also handled by another nonpartisan office.

Administrative assistants may also handle communications for the members, such as social media, but such communications must be nonpartisan in nature.

The Arizona Senate uses a similar model, though in the Senate each member has his or her own administrative assistant. There are 32 staff in these positions. The supervisor is also a nonpartisan administrator. This position reports to the majority office's chief of staff.

Colorado

In the Colorado General Assembly, nonpartisan services are provided primarily by four autonomous agencies that serve both chambers. Each agency is supervised by a separate legislative committee. The Senate and House also have nonpartisan chamber staff and partisan caucus staff, the number of which have grown over time.

There are 100 legislators in the General Assembly who may employ legislative aides, which are considered partisan staff. Colorado General Assembly [Joint Rule 39](#) sets out provisions related to their employment. Policies and the budget for legislative aides are set by the Executive Committee of the Legislative Council, on which leaders serve, and administered through the offices of the Secretary of the Senate and Chief Clerk of the House. Funding supports each legislator receiving an hour allocation from which he or she can hire no more than two legislative aides, but most employ one. Presiding officers and minority leaders may have more than one staff. Further guidance is provided each year in a letter issued by the Executive Committee.

For many years, in practice the legislative allocation was enough to support session-only positions. The positions had long been eligible for retirement benefits. In 2021, through [legislative appropriation](#) and contingent upon the process outlined in Joint Rule 39, the General Assembly approved additional funding for health, life, dental and short-term disability benefits for legislative aides, converting these legislative aide positions to permanent part-time positions. This action allowed legislative aides to be eligible for insurance throughout the year.

In 2023, the General Assembly increased the hourly rate of pay to \$23/hour for legislative aides, and in 2022 nearly doubled the number of hours (to 1,800) that lawmakers could allocate toward the employment of their personal staffing. One practical effect of this change is that a legislator can employ an aide year-round, which was not necessarily possible before.

Members have autonomy and flexibility in how they manage, supervise, and assign work and responsibilities to their aides. Responsibilities may include scheduling, bill analysis, constituent response work, office management, intern management, and member communications, including social media.

Different staff play administrative roles in the legislative aide staffing structure. The Secretary and Chief Clerk receive and maintain timesheets. Legislative Council staff administer payroll and benefits administration. Partisan caucus staff, including the chiefs of staff, are available to assist with hiring, management and disciplinary matters should a member request the support. Some caucuses have designated staff to assist with legislative aide matters, and to support and train these staff. Each caucus uses slightly different strategies to hire, assist with management issues and support these staff.

The General Assembly also has a small nonpartisan constituent services team, housed within the Legislative Council, to assist members and staff with constituent issues.

During the session, aides work in the Capitol or legislative building in Denver. Aides also have received a small daily stipend for transportation costs and in the past received an allocation to offset costs associated with remote work, which has been permitted in recent years. Legislative

aides may work remotely at the discretion of their legislator.

Kentucky

The Kentucky Legislative Research Commission (LRC) is the Legislature's central nonpartisan staff office. The LRC reports to a sixteen-member body, the Legislative Research Commission, which is chaired jointly by the president of the Senate and the speaker of the House.

The LRC supplies each legislator with a nonpartisan year-round legislative assistant. There are 42 legislative aides serving 126 of the Legislature's 132 members, so some legislative aides serve more than one member. The remaining members are leaders who have their own separate staff. In the Senate, the intended ratio is one legislative assistant for two senators; in the House it is one legislative assistant for three or four members.

A legislative aide's primary duties are administrative. They answer phone calls and emails, write communications, track the member's bills, schedule meetings and appointments, handle travel reimbursements, and perform some constituent service work. Legislative aides prepare members for committee or floor work but do not perform any committee staffing functions.

Legislative aides work in Frankfurt. Offices are located on several floors of the General Assembly's Capitol Annex. Employed on each floor is a lead legislative assistant, who serves as a subject matter expert and source of information and supervision for the other legislative aides. Additionally, there are one to two "legislative floor assistants," on each floor. These are year-round, full-time positions which support the legislative assistants with stocking supplies and similar office-related duties.

All positions ultimately report to the legislative services supervisor, who in turn reports to a deputy director/chief human resources officer. Recruiting, hiring, disciplinary actions, terminations, and compensation and benefits are handled by the LRC supervisors and managers. Members may express preferences about staff assignments but ultimately the LRC administration is responsible. The LRC also provides training and professional development for LAs in the interim.

LRC also has a seven-person constituent services office, which has been in place for decades. As in Colorado, the office does not supplant all constituent work that personal staff might perform. However, the office is equipped to handle both complicated casework requests that can take up staff time and requests that are routine in nature – ones that often involve coordination with or information dissemination about the executive branch or the federal government.

Washington

The Legislature has nine joint nonpartisan legislative service agencies. These agencies provide support in information technology; code revision, code publication and bill drafting; performance audits, program evaluations, special studies and sunset reviews; actuarial analyses; tool, technology and data that supports processes related to budgets, revenues and expenditures; facilities and supply management; and public information and video.

The Washington Legislature also uses chamber-specific nonpartisan staff offices for bill drafting, legal and policy research, fiscal and budget analysis, and committee staffing; legal counsel; administration, accounting, bill processing and floor procedure, security, human resources management, and public records; and caucus and personal staffing for the majority and minority offices. The Chief Clerk of the House and the Secretary of the Senate serve as the Chief Administrative Officer in their respective chambers. In the House, the Chief Clerk staffs the House's Executive Rules Committee, which is comprised of the chamber's leadership. The Washington Senate has a similar structure.

There are 49 Senate members and 98 House members. All legislators are provided with personal staff. As Chief Administrative Officers, the Secretary and Chief Clerk have purview over their hiring, management, training and termination, as they do for all staff employed by the chamber. While the legislative assistant structures a similar, there are key differences. For example, in the Senate, most members are provided one year-round legislative assistant and a session assistant, who is supervised by the legislative assistant. In the House, members receive one legislative assistant. Leaders may have more assistants than other members. In the Senate, the member is considered the ultimate hiring authority; in the House it is the Chief Clerk.

The day-to-day management of these staff may be handled by members, coordinators within the caucuses (a position that exists in the House), and/or the caucus chiefs of staff. Each chamber also has a human resources director to support and offer guidance, training, coaching and professional development to members and staff.

Both chambers use job descriptions and salary structures to set pay for legislative assistants, however member preferences may impact the duties a personal staffer performs. Assistants may perform many different tasks, including scheduling, administrative work, constituent work, and research. In the Senate, aides might also have other duties.

Legislative assistants must work in the Capitol in Olympia during session. Both chambers provide personal staff with a stipend for housing expenses during session, which an accounting and payroll office assists with. In the interim, personal staff can work in Olympia, in district offices, or remotely (provided they are located within the state of Washington). The House and Senate report a decrease in the use of district offices in the aftermath of the COVID-19 pandemic, in part because remote work is now permitted.

White Paper 2: Logistical and Administrative Support Details

NCSL researched, received and reviewed information about the policies and practices the five example legislatures, and their individual chambers, use to administer personal or district staffing models. This information supplements insights from the first white paper. NCSL's review highlights that policies and practices vary from legislature to legislature and chamber to chamber.

Alaska

Legislative Information Offices

The [Legislative Affairs Agency Information and Teleconferencing Section](#) was created to facilitate communication between legislators and their constituents. It is funded and administered as part of the nonpartisan Legislative Affairs Agency, thus LIO staff are subject to the LAA's personnel policies.

There are 22 Legislative Information Offices (LIO) throughout Alaska, which use an audio teleconference network. The Juneau office serves as the administrative hub and the LIO regional offices provide public-facing legislator offices throughout the state. All 22 LIOs operate during session and six also operate during the interim. The Juneau office operates year-round. There is a Juneau-based manager of all LIOs, and some larger LIOs, such as the one in Anchorage, also have managerial staff.

In some areas, the LIOs also serve as resource centers for information on all levels and branches of government. During the regular session, the LIOs are staffed to provide constituents with information on bill status, and committee hearings and floor sessions.

Personal and District Office

Member's personal staff can be found in district offices and/or in Juneau. The respective chamber's rules committees administer these staffing models, and the presiding officers have ultimate authority over staff. Members are awarded points from which staffing budgets are created, thereby allowing them to employ partisan personal staff. The nonpartisan human resources manager, which is employed by the LAA, is a resource and can provide guidance for members as they employ these staff on matters related to pay, training and other personnel issues.

Arizona

In the Arizona Legislature, policies related to member assistants and secretaries are detailed in the Legislative Council's [Legislative Manual](#), which is accessible on the Legislature's website and includes information about their job duties. The Legislature has a satellite building located in Tucson where committee hearings can be held and legislative staff may work, though in practice few personal staff do so.

In both chambers, in practice, the Chiefs of Staff for the majority caucuses serve as key decision makers and authorities on legislative staffing matters.

Colorado

The Executive Committee of the Legislative Council, in keeping with joint legislative rules, creates a policy pertaining to members' personal staff. For fiscal year 2023-2024, the policy allows members of the Colorado House of Representatives and the Colorado Senate to hire up to two aides with parameters on compensation, allocation of hours, benefits and work location. Legislative aides are provided a travel stipend for parking. The policy leaves the hiring and termination of legislative staff to the discretion of the members.

Further detail from the FY23-24 policy is below:

“For FY 2023-24, the Executive Committee of Legislative Council approves 1,800 aide hours annually for each member of the Senate and each member of the House of Representatives. Aides must be designated as a Senior Aide or a Junior Aide. Although members may hire up to two aides, only one aide per member may be designated as a Senior Aide at any point in time.

Compensation. *All aides are paid a wage of \$23 per hour. Senior Aides are eligible to receive insurance benefits, but do not have to elect to receive them. Junior Aides are not eligible to receive insurance benefits.*

Allocation of hours. *Members may allocate these hours among aides as they see fit, except for the following:*

- *Members may not use more than 40 hours per week per aide.*
- *all members must have at least 730 unused hours as of January 10, 2024 to ensure adequate coverage during the legislative session; and if the member employs a Senior Aide and a Junior Aide, and the Senior Aide has elected to receive insurance benefits, no more than 825 hours should be allocated to the Junior Aide to ensure that the Senior Aide has adequate hours to maintain benefits over the entire year; and*
- *the member must have at least 52 hours available as of May 8, 2024, to ensure the aide can remain eligible through the end of the fiscal year.*

Any member may return hours to their leadership to be redistributed by leadership outside of the hour limits above. For the purposes of this policy, leadership for majority members is the President or Speaker and for minority members is the Minority Leader. Members may not redistribute hours amongst themselves.”

Remote work. *Aides are permitted to work remotely at the discretion of their supervising legislator. Each legislator must outline with their legislative aide(s) expectations for attendance, duties, behavior, and performance, including whether remote work will be permitted, how often, and how to request the ability to work remotely. Timesheets must be submitted and approved in the same manner as those for in-person work. During the legislative session, aides may report hours worked remotely when the House or Senate are not meeting, as in the case of a snow day.”*

Legislative aides must also adhere to policies set out in the Personnel Policy and Procedure Manual for the House of Representatives and the Colorado State Senate Employee Handbook. In 2016, the Office of Legislative Legal Services created a [resource](#) around the use of staff related to political activity.

Kentucky

The Kentucky Legislature provides direction and guidance on the employment legislative staff in the [Kentucky General Assembly Legislative Handbook](#). The Handbook includes information about the Code of Legislative Ethics, the Constituent Services Office and certain services provided by the LRC. In addition, it states that:

“Secretarial assistance is available for legislators in answering constituent mail and handling other legislative responsibilities. Assignments of great volume or of a long-term basis should be discussed with the supervisor. Nothing of a political nature is handled.”

Washington

The Washington House of Representatives staffing model is organized internally by leadership. Each member has at least one legislative assistant that is assigned for daily reporting. The legislative assistants are supervised by a caucus coordinator for their respective caucus. The coordinators handle some human resources administration for the legislative assistants including training, leave and travel reimbursement. These positions report to the chief of staff in each caucus, who reports to the Speaker or Minority Leader. All House staff, including personal staff, must follow the Washington State House of Representatives Personnel Policy and Procedure Manual. Each caucus receives a staffing budget and legislative assistants are paid from that allocation, though they are not considered caucus staff.

During the interim, House members may choose to locate their legislative office in Olympia, in their district or in a shared office adjacent to their district based on the convenience of the location for the member and constituents. District office procedures are outlined in Chapter 10 of the Manual - 2023, excerpted below:

Legislative assistants are able to relocate to campus each session if their permanent residence is more than 50 miles from Olympia and the location is designated as their official duty station where they perform the majority of their work. If the criteria above are met, the House will pay the LA a relocation allowance (option 1 below) or a daily commute allowance (option 2 below) provided the LA signs this agreement prior to receiving payments:

Option 1: Relocation Allowance will be paid to LAs seven days per week at a rate of \$77 per day. This is for the LA’s expenses of maintaining a temporary residence in Olympia during the annual regular legislative session. To qualify the LA must provide House Accounting with a copy of the rental and/or lease agreement and verify their commute mileage from home to the campus in the lower section of this form.

Option 2: Daily Travel Allowance will be paid to LAs at the rate of \$32.00 per day for each day the LA drives their own vehicle to Olympia during session, excluding weekend days when the House does not convene and days the LA is on leave. LAs must verify their commute mileage from home to the campus in the lower section of this form. On the Monday, following every two-week reimbursement period listed below, they are required to request reimbursement for the days they commuted via an electronic form sent to House Accounting.

The Washington State Senate follows [Rule 3](#) of the Senate Permanent Rules, which vests duties

related to personnel management with the Secretary of the Senate. All Senate staff, including personal staff, must follow the Senate Policy and Personnel Reference Manual. The Secretary of the Senate's budget includes legislative assistant salaries. The Manual details various aspects of employment, including the chamber's operating and personnel policies and a session housing allowance for legislative assistants.

A district office policy is outlined in the Senate's Manual as well, and language is excerpted below:

*If a Senator elects to have a district office, they must provide office space for their personal staff. District office expenses must be paid by the member and may be reimbursed from the Senator's business expenses. District office rent may not be paid by their personal staff. If the district office is located in a single entity or private business, the Senate office must be a separate room, accessible to the public, and clearly marked with the Senator's name. The office may **not** be located in the personal residence of the staff member. It may be located in the Senator's personal residence only if it meets Senate requirements.*

The district office shall be the office of an elected official and state employee and will be approved by the Secretary of the Senate. All Senate personnel rules, including working hours, shall apply.

White Paper 3: Example Constitutional Provisions, Statutes, Rules and Policies

NCSL reviewed provisions, statutes, joint and chamber rules and policies that address personal and/or district staff for the example states.

Based on NCSL's review and interviews with staff, a legislature's or chamber's establishment of a personal staffing structure or legislator district offices may be derived from provisions in statute, adopted in rule, or set forth in policies or procedures. They may be established through the budget process or through authority given to presiding officers in chamber rules. Some interviewees pointed to constitutional or rule language regarding an institution's authority to employ staff or appropriate funds needed to conduct the business of the legislature or chamber, and shared policies or procedures that govern the staffing model.

NCSL focused on laws and rules that regulate district offices and personal staff in the five example states: Alaska, Arizona, Colorado, Kentucky, and Washington. NCSL also reviewed statutory provisions regarding legislative staffing in New Mexico.

New Mexico

New Mexico's Constitution and statutes contain provisions related to legislative staff services. Article IV, Section 9 of the Constitution provides that the Legislature shall select its own officers and employees. New Mexico statutes establish different joint nonpartisan staff positions and offices and as well as certain employees in the Senate and House. In addition, New Mexico's Legislative Handbook addresses legislative staff, including guidance on the hiring of legislative staff and also a code of ethics. Table 1 of Appendix A provides more detail.

District Offices

In 2014 NCSL compiled a list of states with district offices and relevant statutory information. In addition, in 2023, as part of its biennial legislator compensation survey, NCSL asked legislatures about member allocations for district offices and staffing. Through these two sources, NCSL was able to identify that at least one example state, Alaska, has a relevant statutory provision. The member expense allowance, which can be used to fund district offices (but not staff), is codified in Sec. 24.10.110 of the 2022 Alaska Statutes.

Though NCSL did not study these states for purposes of this white paper, Florida, Illinois and Louisiana are examples of states that have statutory language regarding district offices.

Personal Staff

None of the five example states provide for personal staffing models in statute, though NCSL was able to locate general provisions about staffing that may be relevant. For example, Alaska's constitution states that "each house may choose its officers and employees." Interviewees in Colorado cited a similar state constitutional provision that gives each house the ability to determine its own rules and proceedings. Colorado Joint Rule 39 details the personal staffing model and authorizes the Executive Committee of the Legislative Council to create related policies.

In Arizona, section 41-1102 of the Arizona Revised Statutes states that the Senate and the House may hire as many employees as each chamber directs. House Rules state that "employment, compensation and termination of personnel shall be determined by the Speaker." In Kentucky, guidance regarding legislative employment broadly can be found in the Kentucky General Assembly Handbook.

NCSL did not locate relevant Washington statutes for legislative assistants, though nonpartisan legislative agencies are codified. Personal staffing is established through the authority given to the presiding officers, Secretary of the Senate, the Chief Clerk of the House and the budget. Details are laid out in personnel manuals.

Staff and Political Activity

NCSL's Center for Ethics in Government maintains statutory language for all states on [staff and political activity](#). Each of the five example states have such statutes, the language for which is provided in Appendix A, Table 4. Chamber rule may further limit or address the permissibility of political activity on the part of staff.

Personnel manuals also may provide guidance. According to [NCSL's Guide to Writing a Personnel Manual](#):

"Few employment issues are as complex or potentially troublesome for legislative staff as those related to political activity. This is true for partisan staff, whose work draws them close to the campaign interests of their elected officials, as well as for nonpartisan staff, who may be uncertain if they may participate in off-duty political activities like voting in a primary or signing a petition. Guidance should be clear and unambiguous.

Staff political activity rules for both partisan and nonpartisan staff typically include prohibitions against using state facilities, equipment and time to pursue campaign goals. Policies for partisan staff may be less restrictive, particularly regarding off-duty activities, but require more detailed descriptions than those for nonpartisan staff. Legislatures should also review state and local laws to ensure they do not prohibit the reliance on off-duty or outside activities as the basis for employment decisions.”

Appendix A

Table 1: Examples of Laws, Rules and Policies for New Mexico Legislative Staff

Type of Staffing	Citation	Language
Legislative Staff	New Mexico Constitution Article IV, Section 9	“The legislature shall select its own officers and employees and fix their compensation. Each house shall have one chaplain, one chief clerk and one sergeant at arms; and there shall be one assistant chief clerk and one assistant sergeant at arms for each house; and each house may employ such enrolling clerks, reading clerks, stenographers, janitors and such subordinate employees in addition to those enumerated, as they may reasonably require and their compensation shall be fixed by the said legislature at the beginning of each session.”
Legislative Council Services Director	New Mexico Statutes 2.3.11	“The legislative council service shall be in charge of a director appointed by the legislative council. He shall be appointed by it without reference to party affiliation, and solely on ground of fitness to perform the duties of his office. He shall be well versed in political science and in the methods of legal research and bill drafting, and, preferably, shall have legal training and shall have practical bill drafting experience. He shall hold office from the date of his appointment until such time as he be removed by majority vote of the legislative council so appointing him or of any succeeding legislative council, but in the event of any such removal, he shall be given six (6) months' notice of the termination of his appointment or shall be paid six (6) months' salary as terminal pay. He shall be paid such salary as shall be fixed by the legislative council and any necessary traveling expenses payable as salary and expenses as other state officials are paid.”
Legislative Council Services Additional Employees	New Mexico Statutes 2.3.12	“The director of the legislative council service shall recommend to the legislative council the appointment of such technical, clerical and stenographic assistants as may be necessary to carry out the provisions of this act, and the legislative council, upon concurring in such appointments, shall fix the compensation of each employee within the appropriations made by the legislature for the use of the legislative council. Such employees shall be appointed without regard to party affiliation and solely on ground of fitness to perform the duties of the position for which they are hired. For a period commencing approximately one month prior to each session and until approximately fifteen days after the final adjournment thereof, at any regular or special session, the director may employ, subject to the approval of the legislative council, at a compensation to be fixed

		by the council within its budget allowance, such extra stenographic and emergency assistants, including expert legal draftsmen qualified to aid the legislators in the preparation and drafting of bills for introduction into the legislature, as may be necessary to expeditiously handle the work of the council service immediately prior to, during and immediately after the legislative sessions.”
Legislative Finance Committee Director	New Mexico Statutes 2.5.2	The position of "director of the legislative finance committee" is created. The director shall be hired by the legislative finance committee, and shall serve at the pleasure of the legislative finance committee. The director shall be provided with the necessary office space, supplies, equipment and assistants by the legislative finance committee. His salary shall be set by the legislative finance committee.
Legislative Finance Committee Staff	New Mexico Statutes 2.5.4	<p>A. The legislative finance committee, in addition to all other duties prescribed by law, shall annually review budgets and appropriations requests, and the operation and management of selected state agencies, departments and institutions and shall make recommendations with respect thereto to the legislature.</p> <p>B. To carry out the purposes of this section, the legislative finance committee shall establish a budget analysis division staffed with persons knowledgeable and proficient in budget analysis and budget preparation.</p> <p>C. Each state agency, department and institution shall furnish to the legislative finance committee a copy of its appropriation request made to the department of finance and administration at the same time such request is made to such department. Each state agency, department or institution shall also furnish to the legislative finance committee and its staff any other supporting information or data deemed necessary to carry out the purposes of this section.</p> <p>D. The legislative finance committee, or, when it deems necessary, its staff may hold such hearings and require such testimony from officers and employees of each state agency, department or institution as is necessary to carry out the purposes of this section.</p> <p>E. Not later than the first week of any regular legislative session, the legislative finance committee shall furnish a document containing its budget recommendations to each member of the senate finance committee, the house appropriations and finance committee and to those other members of the</p>

		legislature which may request it. A copy shall also be furnished to the governor and to the department of finance and administration.
Legislative Education Study Committee Director and Additional Staff	New Mexico Statutes 2.10.2	“The position of "director of the legislative education study committee staff" is created. The director shall be hired by the committee and shall serve at its pleasure. The director shall be provided with the necessary office space, supplies, equipment and assistants by the committee. His salary shall be set by the committee.”
Legislative Health and Human Services Committee Staff	New Mexico Statutes 2.13.5	“The staff for the committee shall be provided by the legislative council service.”
Interim Legislative Ethics Committee Staff	New Mexico Statutes 2.15.11	“The staff for the interim ethics committee shall be provided by the legislative council service, but the committee is authorized to hire such special counsel or independent hearing officers as necessary to assist the legislative ethics committee when it is convened.”
Revenue Stabilization and Tax Policy Committee Staff	New Mexico Statutes 2.16.6	“The staff for the committee shall be provided by the legislative council service.”
Welfare Reform Oversight Committee Staff	New Mexico Statutes 2.17.8	“The staff for the welfare reform oversight committee shall be provided primarily by the legislative council service but the legislative council service may request the assistance of the legislative finance committee staff at the direction of the welfare reform oversight committee.”
Corrections Oversight Committee Staff	New Mexico Statutes 2.18.6	“The staff for the corrections oversight committee shall be provided by the legislative council service. The legislative council service may also contract for staff services for the corrections oversight committee.”
New Mexico Senate Employees	Legislative Handbook, Senate Rules, Section 2-1	“The employees of the senate shall be such clerical help and employees as deemed necessary by the senate; compensation of these employees shall be fixed by the senate at the beginning of each session. All such employees shall serve at the pleasure of the senate.”
New Mexico House Employees	Legislative Handbook, House Rules, Section 2-2	“The hiring and dismissal of employees shall be the responsibility of the committee on printing and supplies.”
New Mexico Legislative Employees	Legislative Handbook	TBD

Table 2: Examples of Laws, Rules and Policies About District Offices

State	Citation	Language
Alaska	2022 Alaska Statutes Sec. 24.10.110	“In addition, each member of the legislature is entitled to an annual allowance prescribed in accordance with AS 39.23 for postage, stationery, stenographic services, and other expenses.”

Table 3: Examples of Laws, Rules and Policies About Legislative Staff

State	Citation	Language
Alaska	Alaska State Constitution Article 1 Section 12	“The houses of each legislature shall adopt uniform rules of procedure. Each house may choose its officers and employees. Each is the judge of the election and qualifications of its members and may expel a member with the concurrence of two-thirds of its members. Each shall keep a journal of its proceedings. A majority of the membership of each house constitutes a quorum to do business, but a smaller number may adjourn from day to day and may compel attendance of absent members. <u>The legislature shall regulate lobbying.</u> ”
Arizona	Title 41-1102 of the Arizona Revised Statutes	A. The officers and employees of the senate shall consist of a president, a secretary and such other employees as the senate directs. B. The officers and employees of the house of representatives shall be a speaker, a chief clerk and such other employees as the house directs.
Arizona	House Rule 3	OFFICERS AND EMPLOYEES A. The House shall elect as an officer of the House a Speaker, and shall elect a Chief Clerk and such other employees as the House directs. B. All House employees shall be under the immediate direction of the Speaker of the House, who shall have the power to designate the person who shall be in immediate supervision of the different departments. C. Employment, compensation and termination of personnel shall be determined by the Speaker. D. Employees of the House are prohibited from lobbying during the term of their employment, and a violation of this Rule will be sufficient cause for the summary discharge of the offending employee. E. No person shall be employed as a House employee who is an agent for the prosecution of any claim against the state or who is interested in such claim otherwise than as an original claimant and it shall be the duty of the Speaker to report to the House any violation of this Rule.

Arizona	Legislative Council's Legislative Manual	Each member has an assistant/secretary who works in the member's office. The assistants and secretaries perform many duties, including maintaining the member's bill files, preparing committee agendas if the member is a chairperson of a committee, coordinating and maintaining the member's schedule, greeting and assisting guests, responding to telephone inquiries, facilitating solutions to constituent problems, managing the member's correspondence and performing various other duties associated with the administration of the member's office at the capitol. Some assistants and secretaries are assigned to work with more than one member.
Colorado	Colorado Constitution Article V, Section 12	Each house shall have power to determine the rules of its proceedings and adopt rules providing punishment of its members or other persons for contempt or disorderly behavior in its presence; to enforce obedience to its process; to protect its members against violence, or offers of bribes or private solicitation, and, with the concurrence of two-thirds, to expel a member, but not a second time for the same cause, and shall have all other powers necessary for the legislature of a free state. A member expelled for corruption shall not thereafter be eligible to either house of the same general assembly, and punishment for contempt or disorderly behavior shall not bar a prosecution for the same offense.
Colorado	Colorado Joint Rules Section 39	Legislative Aides. (a) This Joint Rule is adopted pursuant to the General Assembly's authority under Article V, Section 12 of the state constitution in order to provide staff services to the individual members of the General Assembly to assist them in the performance of their legislative duties and functions. (b) Each member of the Senate and the House of Representatives may employ two legislative aides; however, the employment of two legislative aides shall be subject to the limitation on the total number of hours set per member pursuant to the policies of the Executive Committee of the Legislative Council established in accordance with subsections (c) and (d) of this Joint Rule. Legislative aides shall be hired by each member through the office of the secretary of the Senate or the office of the chief clerk of the House of Representatives, as appropriate. Multiple members of the General Assembly may agree to share the services of the same legislative aide or aides. Subject to policies established by the Executive Committee of the Legislative Council pursuant to subsection (c) of this Joint Rule and the duration of such positions set pursuant to subsection (d) of this Joint Rule, legislative aides serve at the pleasure of the hiring member or members and are appointed without regard to the state personnel system. (c) The Executive Committee of the Legislative Council shall establish policies governing the employment of legislative aides. Such policies shall be consistent with the provision of this Joint rule and any other applicable provisions of law. The secretary of the Senate shall have primary administrative responsibility for the implementation of these policies

		with respect to legislative aides hired by members of the Senate, and the chief clerk of the House of Representatives shall have primary administrative responsibility for the implementation of these policies with respect to legislative aides hired by members of the House of Representatives.
Kentucky	Kentucky General Assembly Handbook	Other Employees Other employees are necessary to the General Assembly's work. A Payroll Clerk, attached to the Legislative Research Commission staff, keeps the financial accounts of the General Assembly, certifies the compensation of members and employees, and pays for supplies and other expenses. Constitutional and other legislative employees are under the jurisdiction of either the Commission, or the Chief Clerk who reports to the Committee on Committees. Most legislative employees have served several sessions. They know a great deal about procedure and precedent and can be of great help to members, especially first-term legislator.

Table 4: Examples of Laws, Rules and Policies About Staff and Political Activities

State	Citation	Language
Alaska	Alaska Stat. Ann. § 24.60.033	<p>A legislative employee may not use public funds, facilities, equipment, etc. for a nonlegislative purpose, including partisan political activity, but excluding incidental use not interfering with public duties. A legislative employee may not, on government time, assist in political party or candidate activities. May not distribute or post communications intended to influence the election of a candidate in public areas in a facility ordinarily used to conduct state government business. An employee who engages in political campaign activities other than incidental activities during the employee's work day shall take leave for the period of campaigning. Alaska Stat. Ann. § 24.60.030.</p> <p>A legislative employee may not, during session, solicit or accept a contribution for a campaign for state or municipal office, excluding the 90 days immediately preceding the election for that office; or accept money from an event held during session if a substantial purpose of the event is to raise money on behalf of the legislative employee for political purposes, unless in a place other than the capital city or a municipality in which the legislature is convened during the 90 days immediately preceding an election for state or municipal public office in which the legislative employee is a candidate. Alaska Stat. Ann. § 24.60.031.</p>

		A legislative employee may not file a letter of intent to become a candidate or file a declaration of candidacy for the legislature
Arizona	Ariz. Rev. Stat. Ann. § 41-752.	The following restrictions apply to most kinds of state employees, including employees of the legislature. An employee may not be a member of any committee of a political party, officer or chairperson of a committee of a partisan political club or a candidate for nomination or election to any paid public office, except that employees may: express an opinion, attend meetings for the purpose of becoming informed concerning the candidates for office and the political issues, cast a vote and sign nomination or recall petitions, make contributions to candidates, parties, etc., circulate nominating or recall petitions, engage in activities to advocate the election or defeat of any candidate, or solicit or encourage contributions. Additional prohibitions and restrictions may apply.
Colorado	Colo. Rev. Stat. Ann. § 24-50-133	Employees in the state personnel system shall be selected without regard to political considerations, shall not use any state facility or resource or the authority of any state office in support of any candidate, and shall not campaign actively for any candidate on state time or in any manner calculated to exert the influence of state employment. Colo. Rev. Stat. Ann. § 24-50-132. No person shall be appointed to or retained in any position in the state personnel system who advocates or knowingly belongs to any organization that advocates the overthrow of the government of the United States by force or violence, with the specific intent of furthering the aims of such organization.
Kentucky	Ky. Rev. Stat. Ann. § 18A.140	The following limitations may apply to executive branch employees only: No person shall be in any way favored or discriminated against with respect to employment because of his political opinions or affiliations. No person shall use any official authority or influence to secure or attempt to secure for any person an appointment or advantage in appointment to a position in the classified service for the purpose of influencing the vote or political action of any person. No employee shall pay any assessment for political purposes, or solicit or take any part in soliciting for any political party, or solicit or take any part in soliciting any political assessment, subscription, contribution, or service. No person shall solicit any political assessment, subscription, contribution, or service of any employee in the classified service. No employee shall be a member of any national, state, or local committee of a political party, or an officer or member of a committee of a partisan political club, or a candidate for nomination or election to any paid partisan public office, or shall take part in the management or affairs of any political party or in any political campaign, except to exercise his right as a citizen privately to express his opinion and to cast his vote. Employees of the classified service may be candidates for and occupy an

		elected office if the election is on a nonpartisan basis, the officers or employees have complied with the requirements of KRS 61.080, and the duties of the elective office do not interfere with, or create any conflicts of interest with, the state duties of the officers or employees in the classified service. An employee shall give notice to his or her appointing authority of his or her intent to run for elective office upon filing to run for the office.
Washington	Wash. Rev. Code Ann. § 42.52.160	No state officer or employee may employ or use any person, money, or property under official control or direction, or in official custody, for the private benefit or gain of the officer, employee, or another. Exceptions: use of public resources to benefit others as part of official duties, de minimis use of state facilities to provide employees with information about medical care, insurance, or retirement accounts.

DRAFT

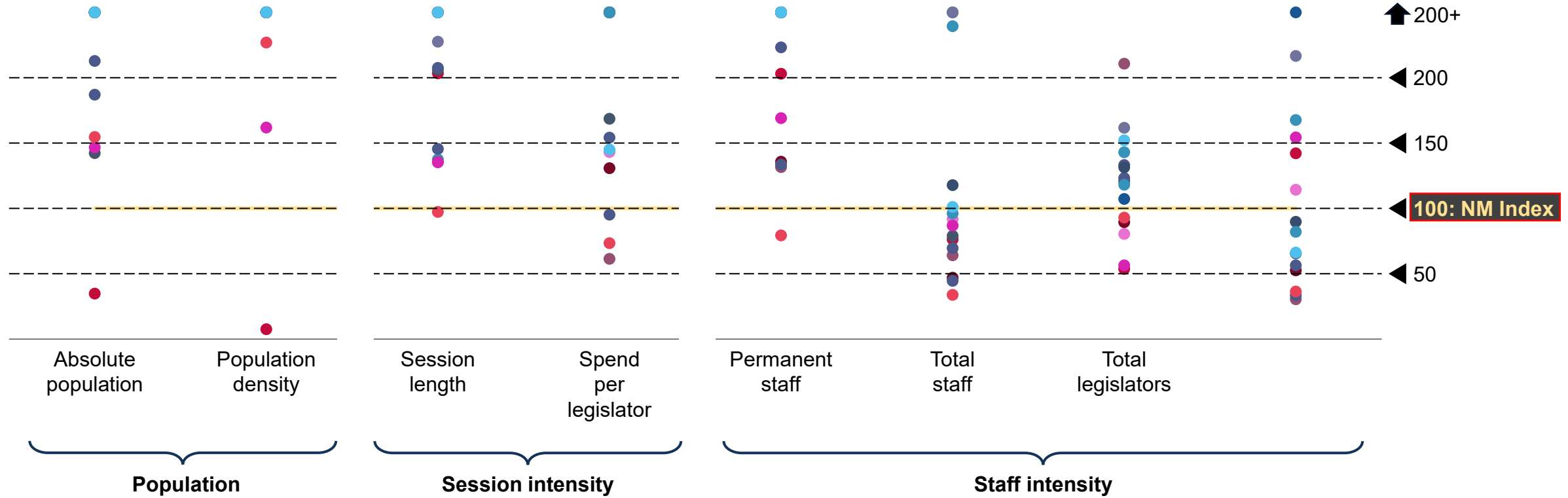
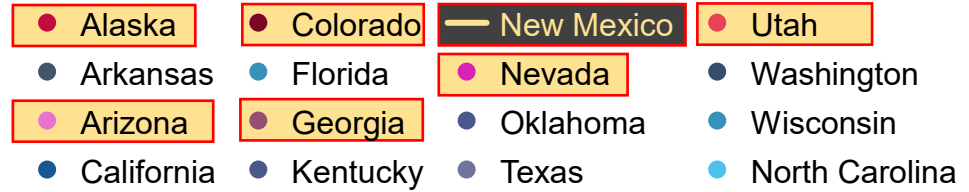
[this page intentionally left blank]

Appendix D

State comparisons selection detail

[remainder of page intentionally left blank]

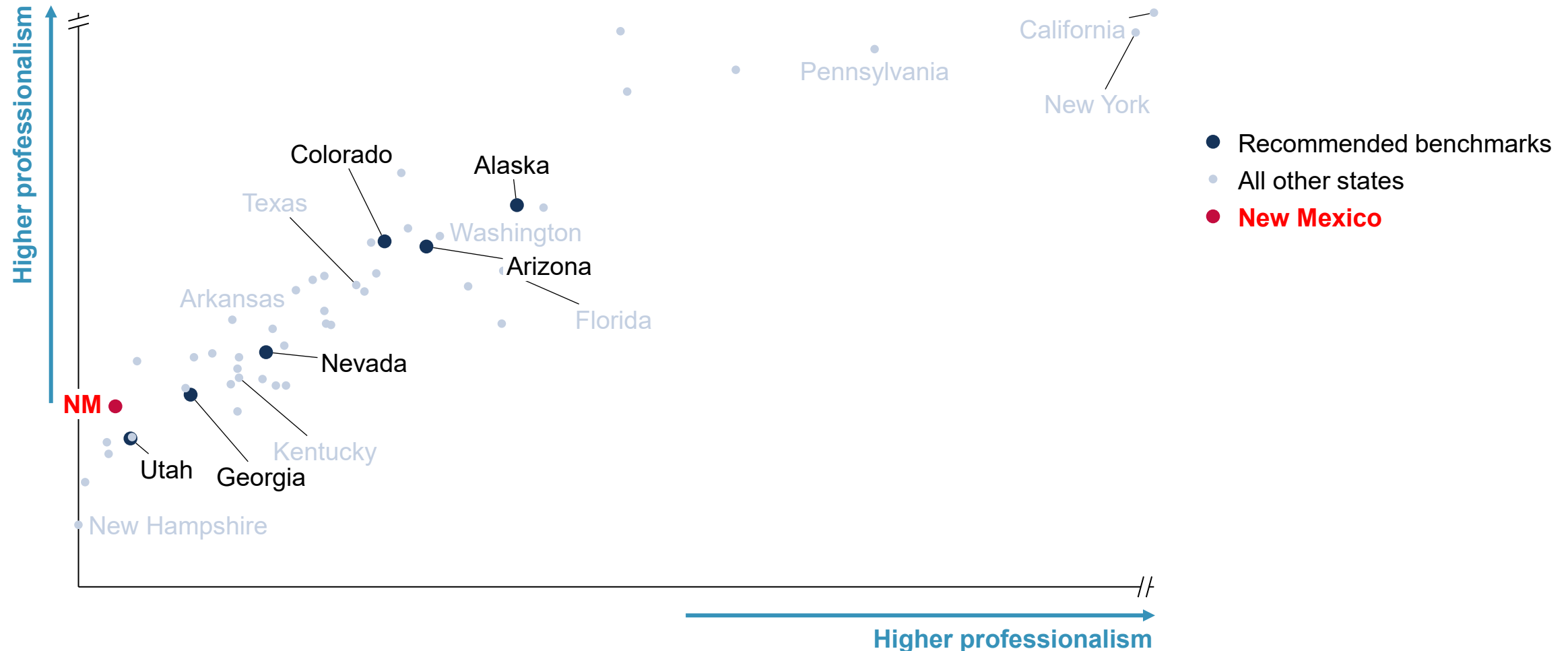
6 states most similar to NM based on population, session intensity and staffing levels



Closest 6 states = Alaska, Arizona, Colorado, Georgia, Nevada, Utah

NM can benchmark itself against similar states with materially-variable professionalism scores, which may yield diverse insights

Squire Index Score



[this page intentionally left blank]

Appendix E

Capitol staff memo, Jonelle Maison

[remainder of page intentionally left blank]

CAPITOL STAFF

Capitol staff consist of the three permanent committee staffs, Legislative Council Service (LCS), Legislative Education Study Committee (LESC) and Legislative Finance Committee (LFC); the House Chief Clerk's Office; the Senate Chief Clerk's Office; and leadership staff that includes the speaker's office, president pro tem's office and the majority and minority offices of each chamber.

Legislative Council Service

The Legislative Council Service, created by law in 1951, is the staff arm of the legislature. Its primary duties are specified in Section 2-3-8 NMSA 1978, but its role has enlarged significantly since its creation. LCS serves all 112 legislators regardless of party affiliation, tenure in the legislature or leadership status.

Services, generally, cover drafting and legal research; interim committee staffing; capital outlay research and drafting; editorial and document production; locator (bill tracking) services; library and research; administration, accounting, procurement and Inspection of Public Records Act (IPRA) requests; information technology infrastructure, support and webcasting; print shop; legislative building services and capitol security; and bill room and mail room (session only). In addition, LCS participates in new member orientation and provides ethics, anti-harassment and other ongoing training for legislators and legislative staff. LCS is also the central contact point for New Mexico state agencies and local governments, other states and the public seeking information about the legislative branch. More specifically, each area of LCS provides the following services.

Drafting and Legal and Fiscal Research

LCS provides professional, nonpartisan drafting, research and analysis for any legislator, interim and standing committees, elected executive officers, the judiciary, state agencies and public institutions. This section of LCS:

- ▶ per statute, provides impartial and accurate information and reports concerning legislation; issues that have or may come before the legislature; legal, social, economic and other effects of bills or laws (upon request); and legislation and effects of laws in other states or the federal government;

- ▶ drafts all legislation (bills, memorials and resolutions) except the general appropriations act; the majority of proposed amendments; conference committee reports; and, as requested, other committee reports. Drafting and research services include:
 - assisting the sponsor to refine policy decisions by converting initial generalities into statutory specifics; discussing factual and legal problems to be dealt with; exploring possible ways to achieve the request's objective; pointing out alternatives and their consequences, identifying implementation questions and issues, identifying statutory collateral and subsidiary questions and selecting the best bill design to efficiently and effectively convey the purpose of the legislation;
 - providing legislation-specific legal and topical research prior to drafting;
 - as requested, providing analysis and arguments for and against proposed legislation;
 - appearing and providing technical assistance on legislation at the request of the sponsor or a standing or interim committee;
 - writing post-session and other nonpolitical speeches, talking points, news releases and opinion pieces for members;
 - providing legal and topical research and information memoranda for legislators, including constitutional, statutory, parliamentary and policy issue analyses; and
 - framing requests for opinions from the attorney general, the State Ethics Commission or the Interim Legislative Ethics Commission and other miscellaneous legislative services;
- ▶ staffs interim committees, including assisting the chair in the development of agendas; preparing minutes and final reports; drafting legislation for committee endorsement consideration; and conducting research and analysis on committee issues; and
- ▶ researches and writes several office publications (see LCS Publications List).

Capital Outlay Drafting

This is a specialized subset of drafting that includes researching and drafting the annual capital outlay and project reauthorization bills and the biennial general obligation bond bills, which must be approved by the voters. The capital drafters work with legislators or their designees and other legislative staff to draft capital certificates for introduction and must ensure the accuracy of several elements of the requests, including: (1) project description and phased

and total costs; (2) project ownership, which must be a governmental entity or an entity that qualifies for an exception to the anti-donation clause of the Constitution of New Mexico (Article 9, Section 14); (3) correct state agency for authorization or appropriation; and (4) whether the request has constitutional or statutory issues. They research reauthorization requests to determine the current state of the original authorized project, including: (1) legislative history from first authorization through all reauthorizations; (2) current balance; (3) outstanding contracts; and (3) constitutional and statutory issues raised for proposed reauthorization. As requested, capital outlay drafters provide research and analysis on related information to sponsors, including whether a recipient is on the state auditor's risk list, barriers to completion and the recipient's support of or resource capacity to operate a resulting facility. The office develops and provides request forms and other procedural documents. Capital outlay drafters pre- and post-proof all aspects of a capital outlay bill to ensure that all projects included in the capital outlay database are correct as to the final request of sponsors. The capital outlay office maintains the current-year capital outlay databases and the comprehensive historical database; publishes several reports on the capital outlay web page of the legislative website and in the session *Highlights*; and runs special reports on request. During the interim, capital outlay drafters staff pertinent interim committees.

Legislative Fiscal Analyst

The legislative fiscal analyst assists the legislature, its committees and individual legislators by providing state, local and national economic information; impartial and objective analysis of the fiscal condition of New Mexico's state and local governments; and such other fiscal information as requested. The legislative fiscal analyst keeps up to date on national and global economic and fiscal trends; assists staff and members of the interim Revenue Stabilization and Tax Policy Committee and other interim or standing committees; and collaborates with state, university and federal economists and tax policy experts.

Editorial and Document Production

This service includes proofing, word processing and document finalization. Almost every written document that is prepared in LCS is required to go through proofing and word processing. This includes all forms of legislative documents, memoranda, letters and publications; the exceptions are Locator Office publications. All documents go through first and second proofing, but legislation requires a much more complex process that includes a

substantive statutory proof, including checking all statutory and name references and consideration of how the legislation fits with current law, as well as checking grammar, syntax and spelling. The second proof is a back-and-forth process between the Proofing Office and the Word Processing Office to fix typographical and substantive errors; and third proofing is the final proof done by a senior proofreader before the document is returned to the drafter. Interim committee documents proofed include work plans and budgets, meeting notices, agendas, minutes, staff presentations and final reports. The proofing and word processing offices maintain and update the LCS "zoo" files, which consist of every substantive section of law and the constitution, for drafting purposes.

During the session, legislative documents go to the bill clerks for copying and jacketing, when appropriate, and are picked up in LCS by a legislator or the legislator's staff. Bill clerks also assemble 202 files (LCS's confidential requests system), maintain the hard-copy 202 files and update office bill books and the office bill bank on a daily basis. During the interim, the records officer, who supervises bill clerks during the session, prepares all records for archiving or destruction, assists with interim committees and performs other duties as requested.

Locator Services

The Locator Office tracks the progress of legislation from the dais in each chamber and maintains bill files to produce the daily *Bill Locator* and update legislative actions on the legislative website. The office also creates other tracking documents, including the *Subject Index*, *Sponsors*, *Conflicts*, *Table of Changes* and *Concordance*, all of which are available online. In election years, the office maintains candidate and elected member lists. During the interim, locator staff assist with interim committees, maintain legislator information on the website, coordinate new member orientation and undertake research projects as directed.

Library and Research

The physical legislative library is a treasure trove of New Mexico history, focused primarily but not exclusively on legislative history, and the ever-growing digital library has expanded LCS's research capability exponentially. The legislative library is available to legislators, legislative staff, other state agencies and institutions, and the public, though there may be resource limitations on research undertaken for nonlegislative requests. Library staff respond to questions from staff, constituents, researchers and the general public throughout the state and around the country and can respond in person, via email or by phone. In the last three

years, the library has answered almost 1,300 library research requests from legislators and legislative staff, approximately 120 from state agencies and more than 1,100 from the public.

Administration, Accounting, Procurement and Public Records

This section of LCS includes reception, human resources, procurement, inspection of public records requests and accounting. The receptionists answer and route phone calls to LCS staff as well as connect legislators outside the building to other state agencies; sign out legislative files to legislators or designees; answer or route questions from the public; and perform other duties as requested. LCS provides human resource services to LCS, including building services; the chief clerks' offices, including temporary session staff; and leadership staff. Procurement activities include writing and advertising requests for proposals and competitive sealed bids for goods, services and construction; evaluating and scoring responses; writing contracts; managing contracts; and maintaining procurement files. As the custodian of legislative records, LCS responds to requests for information pursuant to the Inspection of Public Records Act.

The Accounting Office is the hub for legislative expenditures. The office manages seven business units, including the budgets of all of LCS; the House and the Senate chief clerks' offices; leadership staff; and session and interim expenses. Among other duties, the office:

- ▶ verifies and prepares vouchers and distributes payments for per diem and mileage and other travel expenses for legislators and staff (except for session per diem and mileage, which are handled by the House and Senate chief clerks for their respective members);
- ▶ administers employee benefits, including leave administration;
- ▶ verifies and prepares purchase orders and vouchers for goods and services and other expenses;
- ▶ ensures that expenditures are within authorized budgets;
- ▶ administers employee benefits;
- ▶ tracks and manages vendor and other contracts, including ensuring accurate and up-to-date information for vendors, which includes collecting and turning in W-9s to vendor relations at the Department of Finance and Administration (DFA);
- ▶ deposits and tracks cash and checks received from various business units;
- ▶ reconciles all accounts on a timely basis, including monthly reconciliation of legislator travel to prepare and verify legislator reports for end-of-year reporting;

- ▶ prepares journal entries and operating transfers;
- ▶ gathers financial data and prepares special reports for LCS management, the New Mexico Legislative Council and other purposes;
- ▶ assists in analyzing and maintaining operating budgets;
- ▶ assists in budget preparations;
- ▶ maintains an internal database to ensure accurate record keeping;
- ▶ performs internal audits;
- ▶ assists and oversees House and Senate session accounting processes and human resource management;
- ▶ communicates with and maintains professional working relationships with DFA, PERA, the state treasurer, Annual Financial Reporting unit, other outside agencies and the LCS external auditor; and
- ▶ prepares the financial statements and financial documentation and works with external auditors to ensure a smooth process and clean annual audits

The office assists management with human resources decisions and compliance with employment laws; training; employee recruitment and retention; and mediation and conflict resolution.

Legislative Information System

LCS developed, maintains and enhances the legislative information system (LIS), which is the multifaceted database that lies at the heart of the legislature's computer network and opens the legislature, sometimes called "the people's branch", to the public wherever they may be located. The system connects all facets of legislative production, including locators, session indexes, capital outlay request lists, LFC fiscal impact reports, LESC bill analyses, floor calendars, committee schedules and information shared among legislative staff, all of which appear on the legislative website, which also includes public information about the legislature and the legislative process as well as links to other state agencies. Through the website, which is maintained by LCS, interested persons may view webcast interim and session committee meetings and session floor sessions. LIS staff provide support for electronic devices used by legislators and staff and provide training to legislators and staff in the use of various computer equipment and software applications. The office maintains and enhances an infrastructure that supports a data center; a network of several servers and virtual servers; more than 850

workstations; and a host of peripheral hardware and wireless networks throughout the capitol and capital north that provide intranet access for legislators and legislative staff and internet access for the public.

LIS staff are responsible for ongoing support and development of LIS projects. Through continual user support and system maintenance, the staff have been able to enhance both the network infrastructure and the quality of service for legislators and staff. Recent major improvements made to the network infrastructure include the installation of new switches and routers that provide higher data throughput and improve the manageability, reliability and efficiency of the entire system. Other upgrades have resulted in increased disk storage and memory to keep up with the high demand for data and processes. Most of the servers in the system are clustered, providing a redundancy that is essential to maintaining uptime throughout the network and providing high availability and scalability of services 24 hours a day, seven days a week.

The network backup system, which was designed and implemented to keep the legislature's daily operations running efficiently and to ensure quick data recovery and management, ensures that all data from all servers are backed up to ensure data integrity.

LIS staff have worked diligently to maintain and improve wireless access to the legislature's intranet and the public internet. In 2023, the wireless system was upgraded to an improved system configured to work with the many barriers within the building that affect wireless connections, improving the speeds and security of this technology. The office ensures the reliability of the internet connection system through redundant internet connections that provide stability for incoming and outgoing transactions.

The ongoing enhancement of the legislature's website requires constant data updates and the addition of features to make a more user-friendly environment for the public and internal users. New search functions and Americans with Disabilities Act of 1990 compliancy were added to accommodate everyone using the website. LIS staff maintain the video and audio webcasting system, including the webcasting archive, and are responsible for improvements over the last few years that have added closed captioning and that provide real-time webcasting of traveling committees.

Legislative Printing Services

Legislative Printing Services, also known as the Print Shop, handles the majority of printing services for the legislature, except for legislation during regular sessions. The office prints the *Bill Locator* and other publications of the Locator Office; capital outlay request certificates; floor calendars and committee schedules; special session legislation; legislative staff reports; and miscellaneous other documents. It handles large and small printing, binding and distribution assignments for interim committees, standing committees, legislators, legislative staff and, when appropriate, other state agencies and the public. The Print Shop is responsible for all signage in the state capitol, including chamber, committee and office signs, and for traveling interim committees. Legislative Printing Services employees operate highly sophisticated machinery for high-speed, color and other printing and publishing services. In addition, the Print Shop manages and annually updates the inventory of legislative equipment and furnishings.

Legislative Building Services and Security

Legislative Building Services is responsible for the entire physical plant and property and security of the state capitol, capitol north and the capitol parking structure and also oversees renovation projects. A cadre of carpenters, painters, electricians, custodians, plant officers, grounds crew and security officers ensure that the capitol is clean, in good repair and a safe, pleasant and fitting place for the legislature to carry out the public's business. The office also coordinates the use of legislative rooms during the interim, employs capitol tour guides and ensures that the renowned capitol art collection is properly cared for.

Bill Room and Mail Room (during session)

During the legislative session, LCS staffs the bill and mail rooms on the first floor. The Bill Room provides locators and legislative documents to the chief clerks' offices, committees, subscribers and individual purchasers. The Mail Room collects in-coming and out-going legislative mail.

LCS Publications

The LCS produces a wide range of publications relevant to activities during the legislative session and a number of other publications during the interim pertaining to Legislative Council Service procedures and other documents regarding legislation and constitutional amendments, often of interest to the general public. The following is a list of some of the most often-referenced LCS publications:

- ▶ session publications, including daily and final *Bill Locator, Subject Index, Conflicts List, Table of Changes, Concordance and Sponsors List* (Locator Office)
- ▶ *Legislative Handbook* (Locator Office)
- ▶ annual post-session *Highlights* (drafting staff)
- ▶ biennial election-year *Brief Analyses and Arguments For and Against Constitutional Amendments* (drafting staff)
- ▶ annual *Index to Introduced Bills, Memorials and Resolutions* (research staff)
- ▶ annual interim committee final reports (drafting staff)
- ▶ biennial *New Mexico Legislative Council Service: Who We Are, What We Do* (research staff, Print Shop)
- ▶ *Biennial Report of the Legislative Council and Legislative Council Service* (research staff)
- ▶ *Legislative Drafting Manual* (drafting) and *Legislative Style Manual* (drafting staff, Proofing Office)
- ▶ *New Mexico Legislative Ethics Guide* (research staff)
- ((▶ *The New Mexico State Legislature*, which includes *How a Bill Becomes a Law*, a booklet available for legislators to sign and give to constituents; also available to the public (research staff)
- ▶
- ▶ *Piecemeal Amendment of the Constitution of New Mexico* (research staff)
- ▶ *Inventory of Statutory Executive Boards and Commissions* (research staff)
- ▶ Structure of New Mexico State Government (state organizational chart) (drafting staff, Proofing Office)
- ▶ *Index to Revenue Sources* (fiscal analyst)
- ▶ *Index to Special District Governments in New Mexico* (drafting staff)
- ▶ Reports and special studies conducted under the direction of the legislature (as assigned)

Legislative Education Study Committee

Created in 1965 and made a permanent legislative interim committee in 1971, the committee consists of 10 voting members and additional advisory members. LESC staff support

the committee by conducting research, preparing reports and presenting findings and recommendations to the committee at its meetings. LESC, assisted by its staff, conducts a continuing study of all publicly funded education in New Mexico, the laws governing education and the policies and costs of the educational system, including post-secondary teacher training. It also recommends funding levels for public education and statutory changes to education-related laws. Staff are available to assist individual legislators in obtaining information about public education, including analyzing potential legislation and providing other related services. LESC serves as a resource to New Mexico residents, particularly to public schools, as well as to other states and national organizations seeking information about education in New Mexico. Using local, state and national resources, networks and databases, staff provide information to legislators, education policymakers, public school personnel, local school districts and education agencies.

During legislative sessions, staff assist the education and finance committees of the House and Senate and other committees as requested by providing expert testimony, bill analyses and other technical support. Staff publish to the legislative website bill analyses of introduced education-related legislation, updated as committee or floor action amends or substitutes the legislation, including fiscal and administrative impacts and substantive and significant issues. As requested, staff help legislators analyze potential advantages and disadvantages of measures under consideration. In providing technical support in the development of public school support appropriations, staff prepare expository, statistical and graphic analyses of both financial and programmatic aspects of the state's educational system.

Pre-session, LESC publishes the annual report and data reference guide that summarizes the findings of interim studies and the recommendations of the committee for action during the upcoming legislative session and public education data covering public school finance, student demographics and other data of interest to the legislature. Post-session, LESC publishes a post-session review of education-related topics.

The office works cooperatively with LCS and LFC on education matters and serves as a resource for those staffs and New Mexico citizens, particularly public schools, as well as for other states and national organizations seeking information about education in New Mexico. Using local, state and national resources, networks and databases, staff provide information to

legislators, state agencies, education policymakers, school districts and other education agencies and school personnel.

LESC Work Products

- ▶ annual research agenda and committee work plan and agendas
- ▶ regular output of memoranda, briefs and reports
- ▶ weekly activity reports for LESAC members and education partners
- ▶ meeting minutes summarizing each LESAC hearing
- ▶ responses to legislative requests
- ▶ a newsletter that accompanies each LESAC hearing
- ▶ a staff budget scenario for committee approval
- ▶ annual reports and data reference guides
- ▶ assistance to LCS with drafting potential legislation
- ▶ session bill analyses of all education-related measures
- ▶ post-session review

Legislative Finance Committee

The Legislative Finance Committee began life as an interim committee under the New Mexico Legislative Council and staffed by LCS. It was created as a separate permanent committee in 1957 to oversee the state budget process and other matters pertaining to the state fisc and to study the efficiency and effectiveness of state government. The committee consists of 16 voting members; designees, who may substitute for a voting member; and standing advisory members from the standing House Appropriations and Finance Committee and Senate Finance Committee. Unlike similar finance entities in many states, LFC's principal duty has evolved into proposing its own annual budget recommendations that result in staff drafting the committee's version of the General Appropriation Act (GAA).

LFC's mission is to provide the legislature with objective fiscal and public policy analyses and recommendations; oversee state agency budgets and make recommendations to improve state government performance and accountability; and ensure the effective allocation of state revenue and operational resources for the benefit of New Mexico taxpayers and residents. To carry out its mission, the committee's programmatic staff consist of: (1) fiscal analysts who examine budgets and review the management and operations of state agencies, higher education

institutions and public schools; (2) economists who provide economic information and analyses and participate in the state's revenue estimating process; and (3) program evaluators who assess the finances and effectiveness of state agencies and institutions and state-funded programs. In addition, there are management and administration staff who direct the day-to-day activities of the office and provide administrative services to staff and the committee.

LFC's major publication is the annual budget recommendations to the next session of the legislature, recently titled *Legislating for Results*, which is a comprehensive three-volume report that includes a compendium of national and state economic conditions; the December state revenue forecast; discussions of current fiscal and tax policy; selected policy and performance analyses; and appropriation recommendations for every agency in the GAA. In addition to tables in other volumes, the report includes a separate volume of tables, charts and graphs for easy reference.

LFC staff also publish newsletters and economic, fiscal and topical information bulletins.

For legislative sessions, in addition to preparing the LFC's recommended GAA, the staff:

- ▶ write fiscal impact reports (FIR) on almost every bill introduced. An FIR is updated during a bill's passage as committee or floor action amends or substitutes the bill. Each FIR includes: (1) the estimated additional operating budget impact, if applicable; (2) sources of information for the FIR; (3) a summary of the bill or action; (4) fiscal implications; (5) significant issues; and (6) technical issues;
- ▶ provide expert testimony to the House and Senate appropriation committees and to other committees on request; and
- ▶ prepare and publish a post-session review.

The Program Evaluation Unit conducts systematic assessments of state government spending and program activities. Its publications range from in-depth program evaluations to data-focused cost-benefit assessments for policy spotlights on trending topics.

[this page intentionally left blank]

Appendix F

New Mexico Legislature organizational chart

[remainder of page intentionally left blank]

NEW MEXICO LEGISLATURE

created by the constitution

SENATE

42 members – 4-year terms

HOUSE

70 members – 2-year terms

SENATE CHIEF CLERK
Chief legislative staff officer during sessions

HOUSE CHIEF CLERK
Chief legislative staff officer during sessions

NEW MEXICO LEGISLATIVE COUNCIL

created by law (1951)
16 members

Senate President Pro Tempore and Speaker of the House serve as co-chairs

LEGISLATIVE COUNCIL SERVICE

created by law (1951)
nonpartisan by law

Director
(appointed by NM Legislative Council)

Staff

attorneys, drafters, researchers, fiscal analyst, librarian, proofreaders, word processing staff, records and historian staff, print services staff, IT staff, accountants, human resources, security officers, maintenance staff, information and tours staff and support staff

Services and Scope

Council Service
Drafting
Research
Library Services
Information Technology System, Support and Website
Printing and Publishing
Accounting
Committee Staffing and Support
Human Resources

Building Services
Facilities Maintenance
Security
Grounds Maintenance
Information and Tours

LEGISLATIVE EDUCATION STUDY COMMITTEE

created by law (1971)
10 members appointed by the Speaker of the House and the Senate Committees' Committee (Pro Tem)

Director
(appointed by LESC members)

Staff

researchers, analysts and support staff

Services and Scope

Public Education Research and Policy Development (kindergarten through grade 12)
Legislation Analysis

LEGISLATIVE FINANCE COMMITTEE

created by law (1957)
16 members appointed by the Speaker of the House and the Senate Committees' Committee (Pro Tem)

Director
(appointed by LFC members)

Staff

accountants, evaluators, analysts and support staff

Services and Scope

Budget Development
Program Evaluation
Legislation Analysis
Research
Studies

SENATE CHIEF CLERK

Interim constituent services
created by law (1993)

HOUSE CHIEF CLERK

Interim constituent services
created by law (1993)

The President Pro Tempore of the Senate and the majority and minority offices of the Senate have leadership staff that is included in the budgets of the Senate Chief Clerk's and follow the policies and procedures of the LCS.

The Speaker of the House of Representatives and the majority and minority offices of the House have leadership staff that is included in the budgets of the House Chief Clerk's and follow the policies and procedures of the LCS

[this page intentionally left blank]