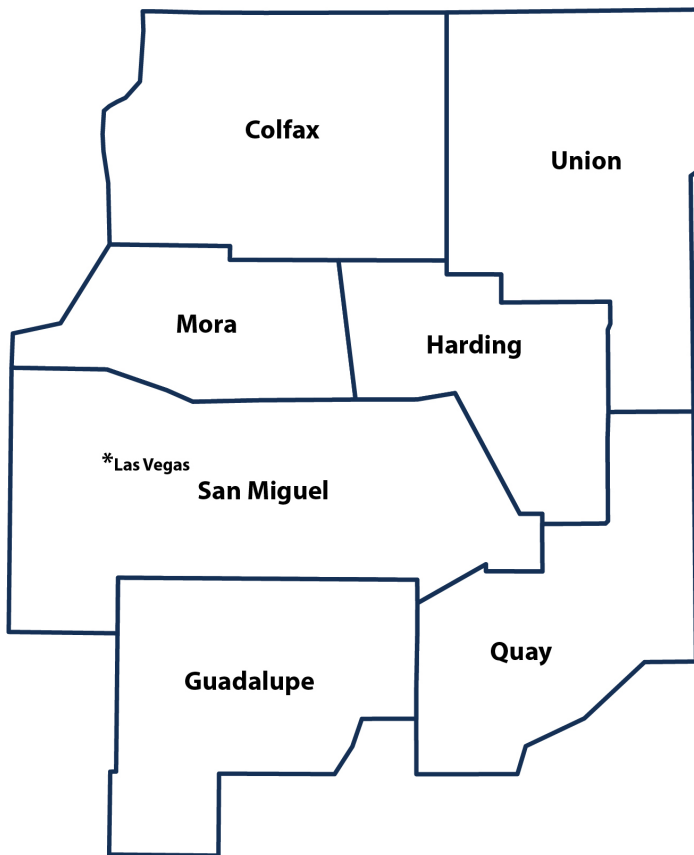


Transportation Infrastructure Revenue Subcommittee

New Mexico Department of Transportation District Four August 21, 2023

Located in the northeastern quadrant of New Mexico, District 4 borders the states of Colorado, Oklahoma, and Texas. Having 4 Ports of Entry, 6 Rest Areas and covering more than 22,000 square miles, District 4 includes the 7 counties of Colfax, Guadalupe, Harding, Mora, Quay, San Miguel and Union. Having over 20 municipalities, 16 Maintenance Patrols, 5 Construction Offices, and 4 Special Crews. District 4 maintains 3,100 centerline miles which include approximately 595 Interstate and 480 U.S. Highway miles. District 4 is Headquartered in Las Vegas, its largest municipality.



Walter G. Adams, Chair
District Four Commissioner



Adam Romero, P.E.
District Four Engineer

FY 23 Budget	
Payroll & Benefits	\$20,154,862.00
Operating Budget	\$6,940,871.00
IT Communications	\$295,699.00
Contract Maintenance	\$8,542,441.00
Field Supplies	\$8,046,908.00
Striping	\$1,557,300.00
Rest Area Maintenance	\$1,655,400.00
Rest Area Improvements	\$19,740.00
Total District 4 Budget	\$47,213,227.00

Employee Breakdown		
	Filled	Vacant
Support Staff	41	7
Maintenance	190	29
Construction	53	7
Engineering Support	22	3
TOTAL	306	46

Laws of 2019 - Chapter 271, Section 9, Item 1

Control No.	Roadway	Mileposts	County	Cost	Description	Status
4100832 4100833	US 54	302.53 to 306.16 (Tucumcari) Phase 2/3	Quay	\$13 Million	Roadway Reconstruction and Roadway Rehabilitation, ADA Improvements, Bridge Rehabilitation, Signal, and Lighting	Completed
> 4100850	NM 39	14.6 to 30 (N. of Logan)	Harding	\$21 Million	Major Roadway Rehabilitation, Drainage Improvements and Miscellaneous Construction	Estimated Completion 9/5/2023
Total Cost \$34 Million						
> Added 2 Million from STIP						

Laws of 2019 - Chapter 271, Section 9, Item 2

Roadway	Mileposts	Location	County	Cost	Description	Status
I-25	309 - 319	North of Rowe	San Miguel	\$2,850,200.00	Plant Mix Wearing Course Overlay	Complete
US 64/87	406 - 418 EB Lanes	West of Clayton	Union	\$4,045,750.00	Pavement Resurfacing	Complete
US 56	20 - 35, 44 - 60.3	Between Springer and Clayton	Colfax	\$2,080,000.00	Hot In-Place Recycling	Complete
NM 329	0 - 1.9	Las Vegas	San Miguel	\$300,600.00	Micro Surface	Complete
NM 65	0 - 5.1	Las Vegas to Montezuma	San Miguel	\$737,713.00	Micro Surface	Complete
Grand Avenue (Loop 15)	1.8 - 3.0	Las Vegas	San Miguel	\$237,300.00	Micro Surface	Complete
NM 518	30.5 - 44.3	Mora - top of Holman Hill	Mora	\$1,213,050.00	Micro Surface	Complete
I-40	362.9 - 373.4	Between San Jon/ Texas State Line	Quay	\$548,200.00	Crack Seal	Complete
US 54	326 - 355.3	Between Logan/ Texas State Line	Quay	\$683,850.00	Crack Seal	Complete
NM 209	35.5 - 45	East of Ragland	Quay	\$131,650.00	Crack Seal	Complete
District Wide	Raton/ Las Vegas	Raton and Las Vegas	Colfax/ SM	\$504,687.00	Crushing	Complete
US 64/87 - I-25 Interchange	451	Raton	Colfax	\$1,500,000.00	Study (Design-Spring 2024)	Complete
Total Cost \$14,833,000.00						

Laws of 2020 - Chapter 83, Section 9, Item 1

Control No.	Roadway	Mileposts	Location	County	Cost	Description	Completion Date
4100832 4100833	US 54	302.69-306.16	Tucumcari (Phase 2/3)	Quay	\$3,700,000.00 (Total Project Cost) (16.7 Million)	Roadway Reconstruction (PCCP), Pavement Preservation (Mill and Overlay), Guardrail, Drainage Structure Extension, Signal and Lighting, Signing and Striping	Completed
4101310	I-25	364-370	Watrous	Mora	\$8,500,000.00	Pavement rehab-mill and overlay, guardrail replacement, signing and striping	Completed
M400912	I-25	319-330.6	NM 3 Exit	San Miguel	\$3,333,641.78	Overlay	Completed
M400913	I-40	269.9-276	Santa Rosa	Guadalupe	\$1,402,902.22	Mill & Inlay	Completed
M400915	US 56	0-20	Springer	Colfax	\$1,200,140.72	Hot-In-Place Recycle	Completed
M400914	US 64/87	418-429.35	W. of Clayton	Union	\$1,863,315.28	Mill & Inlay	Completed
Total Cost \$20,000,000.00							



NMDOT
District Four

Laws of 2021 - Section 9

Control No.	Roadway	Mileposts	County	Cost	Description	Status
HW2M400993	Various Patrols	NA	Multiple	\$500,000	Install new fuel tank and fuel card reader	90% Completed
HW2M400982	NM 120	64-74.8	Harding	\$911,544	Hot-In-Place Recycle (Near Roy, NM)	Completed
HW2M400978	I-25	348.5-356	San Miguel	\$2,200,000	Nova Chip (North of Las Vegas, NM)	Completed
HW2M400983	NM 39	49-67.8	Harding	\$1,605,558	Hot-In-Place Recycle (Near Roy, NM)	Completed
HW2M400980	I-40	242.8-248.3	Guadalupe	\$1,199,999	Mill and inlay driving lanes only (East of Milagro, NM)	Completed
HW2M400979	I-40	284.7-291	Guadalupe	\$1,349,999	Mill and inlay driving lanes only (West of Cuervo, NM)	Completed
HW2M400984	I-25	448-452	Colfax	\$1,749,999	Nova Chip (Raton, NM)	Completed
HW2M400988	US 64	276-295	Colfax	\$2,489,732	Micro-Surface (Eagle Nest, NM)	Completed
a> 4100701	US 64	272.2-276.09	Colfax	\$2,000,000	Roadway Reconstruction/Preservation (Angel Fire, NM)	Construction Phase
b> 4101400	I-40	322-327	Quay	\$7,000,000	Roadway Preservation (West of Tucumcari-Palomas)	Construction Phase
-	Las Vegas Patrol	NA	San Miguel	\$3,500,000	Las Vegas Patrol new wash bay	Design Phase
-	Anton Chico Rest Area	251 and 251.4	Guadalupe	\$2,000,000	Rest Area improvements	Design Phase
c> 4101880	US 54	310-311	Quay	\$1,500,000	Airport Intersection Safety Improvements & Turn Lanes	Completed
d> -	I-25	Various	Multiple	\$193,168	Extruded panel sign repair and replacement	Construction Phase

Total Cost \$28,200,000.00

a> Added \$6.6 Million from STIP - Project Total = \$27,642,668 (HB 2= \$2,000,000; Bonding=\$15,000,000; STIP= \$10,642,668)
 b> Added \$9 Million from STIP - Project Total = \$16,000,000 (HB 2 = \$7,000,000; STIP = \$9,000,000)
 c> Added \$119 Thousand from STIP - Project Total = \$1,619,114.51 (HB 2 = \$1,500,000; STIP = \$119,114.51)
 d> Purchase Order Issued; Contractor beginning fabrication

Laws of 2021 American Rescue Plan (ARP)

Control No.	Roadway	Mileposts	County	Cost	Description	Status
4100851	N.M. 39	14.6 - 19	Harding	\$9,000,000	Process/ Place & Compact	Will Let Spring 2024

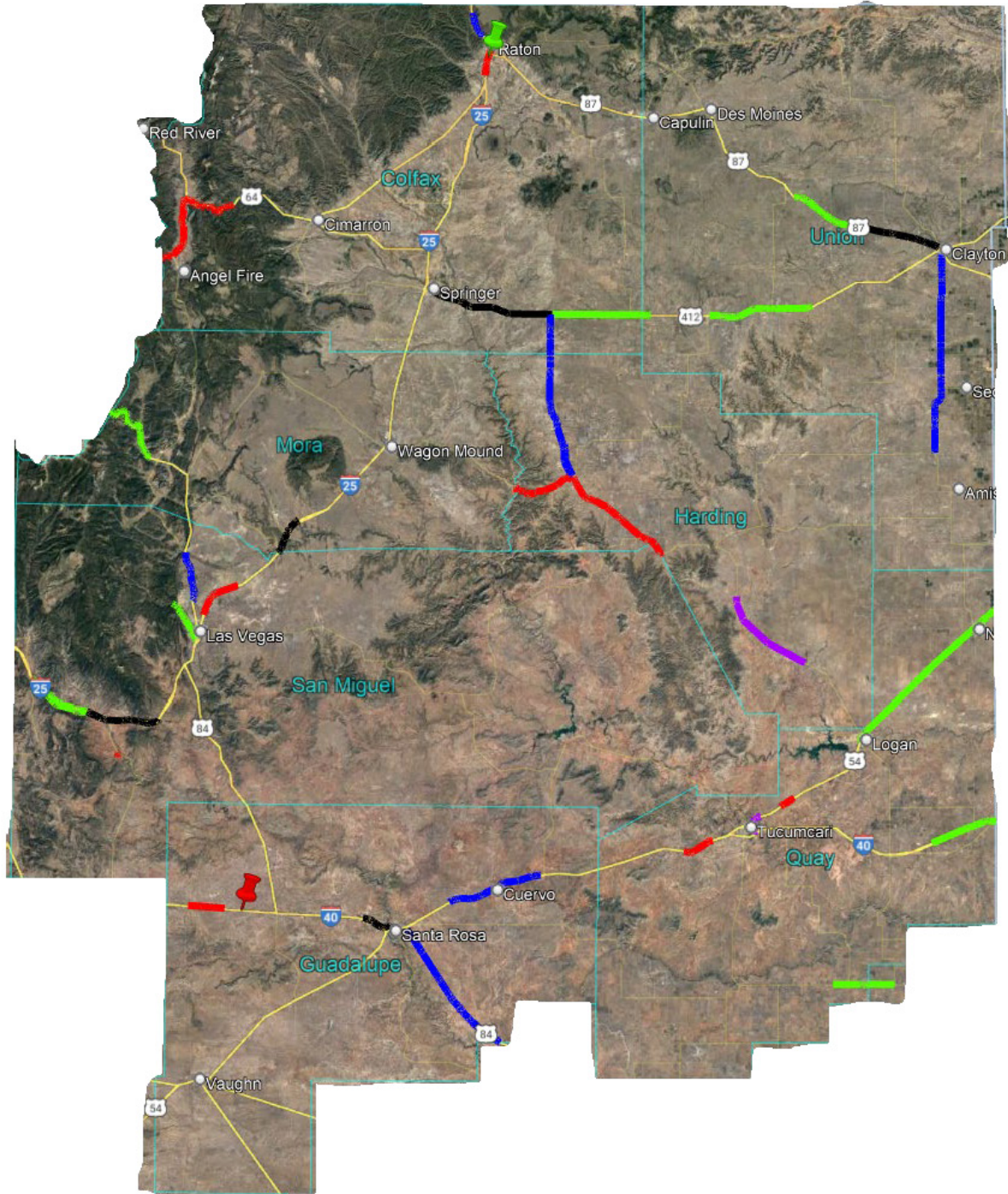
Total Cost \$9,000,000.00






Laws of 2022 - Section 9, Item 6

Control No	Roadway	Mileposts	County	Cost	Description	Status
M401049	US 84	18.5 to 41.2	Guadalupe	\$2,057,543.00	Roadway Foam Lift & Level	Completed
M401050	NM 518	3.9 to 11.8	San Miguel	\$1,349,517.96	Mill & Inlay	Completed
M401047	NM 402	31.1 to 62.8	Union	\$2,956,912.06	Hot-in-Place Recycle	Completed
M401048	I-40	284.7 to 299.6	Guadalupe	\$3,836,564.04	Mill & Inlay	Completed
4100823	I-25	Raton Pass Phase III	Colfax	\$25,000,000.00	Mill & Overlay Rockfall Mitigation	Design Phase 95% Will Let Fall 2023
M401051	NM 39	68 to 94.3	Harding	\$2,427,205.34	Hot-In-Place Recycle	Completed

Total Cost \$37.6 Million

District 4 HB 2 Map



- G  Laws of 2019 HB2 (\$14.8 Million)
- P  Laws of 2019 HB2 Section 9 (\$34 Million)
- BK  Laws of 2020 HB2 (\$20 Million)
- R  Laws of 2021 HB2 Section 9 (\$28.1 Million)
- BL  Laws of 2022 HB 2 (\$37.6 Million)

Construction Completed Projects

Scope of Work	Location	County	Project Cost	Status
Roadway Rehabilitation/ Turning lane Reconstruction.	US 54, MP 309.5 to MP 312.0 (East of Tucumcari)	Quay	\$1,863,937.68	Completed
Roadway/ Bridge Rehabilitation	I-40, MP 252.23 to MP 320.79 (Various bridges)	Guadalupe	\$1,813,552.42	Completed
Roadway/ Bridge Rehabilitation	I-25, MP 323.1 to MP 346.9 (I-25 Various bridges)	San Miguel	\$2,438,422.07	Completed
Bridge Replacement/ Roadway Reconstruction/Drainage Improvements	US 54, MP 324.9 to MP 326.3 (Village of Logan)	Quay	\$24,861,198.78	Completed
Bridge Replacement/ Roadway Reconstruction/Drainage Improvements	I-25, MP 458.9 to MP 460.8 (Raton Pass Phase 1)	Colfax	\$13,679,185.16	Completed
Roadway Rehabilitation/ Drainage and ADA Improvements	US 54, MP 302.53 to MP 304 (Tucumcari Phase 2/3)	Guadalupe	\$14,819,498.00	Completed
Roadway Rehabilitation	I-25, MP 356.00 to MP 364.11 (Onava)	San Miguel	\$10,915,000.00	Completed
Roadway Reconstruction, New Bridge Construction, Wildlife Fencing and Rockfall Mitigation	NM 434, MP 19.36 to MP 21.00 (Coyote Creek)	Mora	\$20,689,227.45	Completed
Parking Lot Reconstruction	US 87, MP 8.0 (Clayton Port of Entry)	Union	\$1,199,351.00	Completed
Total Cost \$92,279,372.56				

Construction On-Going Projects

Scope of Work	Location	County	Project Cost	Completion Date (Estimated)
Roadway Reconstruction, wildlife fencing & rock mitigation	I-25, MP 454.25 to MP 460.8 (Raton Pass Phase 2)	Colfax	\$22,703,069.60	11/30/2023
Roadway Rehabilitation	US 64/87, MP 362.5 to MP 363.9 (Near Raton) & MP 419.1 to MP 420.9 (Near Clayton)	Colfax/ Union	\$4,679,235.73	9/1/2023
Roadway/ Bridge Rehabilitation & ITS	I-25, MP 305.0 to MP 309.0 (Rowe)	San Miguel	\$15,150,000.00	10/12/2023
Roadway Rehabilitation/ Reconstruction & ITS	US 64, MP 272.5 to 346.09 (Palo Flechado)	Colfax	\$28,500,000.00	10/24/2024
Roadway & Bridge Rehabilitation	NM 39, MP 19.0 to MP 29.75 (Near Logan)	Harding	\$22,668,858.35	9/5/2023
Total Cost \$92,378,817.08				

Construction Upcoming Projects

Scope of Work	Location	County	Project Cost	Completion Date (Estimated)
Roadway Recon, Wildlife Fencing and Rockfall Mitigation	NM 434, MP 19.36 to MP 21.00 (Coyote Creek)	Colfax	\$18,800,000.00	8/30/2025
Roadway & Bridge Rehabilitation	I-40, MP 320.01 and MP 327.00 (Palomas)	Quay	\$16,100,000.00	4/24/2024
Total Cost \$34,900,000.00				



Completed Maintenance Projects

Roadway	Mileposts	Scope of Work	County	Cost
US 84	18.5 to 25	Hot-in-Place Recycle	Guadalupe	\$2,268,000.00
NM 104	7.4 to 7.6	Fencing	San Miguel	\$15,000.00
US 56	28 to 33	Fencing	Colfax	\$73,000.00
NM 104	84.7 to 89.9	Fencing	San Miguel	\$195,000.00
US 64/87	372 to 376.5	Fencing	Union	\$92,000.00
NM 456	35 to 38	Fencing	Union	\$116,000.00
NM 58	0 to 19	Recycled Millings Overlay	Colfax	\$2,100,000.00
US 64/87	354 to 361	Hot-In-Place Recycle	Colfax	\$1,900,000.00
NM 193	4.3 to 8.7	Fencing	Colfax	\$184,000.00
NM 283	0 to 1.25	Fencing	San Miguel	\$53,000.00
I-25	348.5 to 356	Nova Chip	San Miguel	\$2,500,000.00
US 84	18.5 to 41.2	Roadway Jacking	Guadalupe	\$2,100,000.00
NM 469	16.4 to 23.4	Hot-In-Place Recycle	Quay	\$720,000.00
NM 104	24 to 32	Nova Chip	San Miguel	\$1,300,000.00
NM 104	0 to 5	Hot-In-Place Recycle	San Miguel	\$600,000.00
Total Cost \$14,216,000.00				

Upcoming Maintenance Projects

Roadway	Mileposts	Scope of Work	County	Cost
I-25	299 to 355	Replace Extruded Panel Signs	San Miguel	\$260,000.00
NM 434	0 to 17	Nova Chip	Mora	\$3,210,000.00
NM 120	12 to 18	Recycled Millings Overlay	Mora	\$820,000.00
NM 442	13 to 21.5	Recycled Millings Overlay	Mora	\$1,100,000.00
I-25	344 to 344.6	Bridge Approach Jacking	San Miguel	\$450,000.00
US 64/87	387.2 392.45	Hot-In-Place Recycle	Union	\$2,520,000.00
I-40	358 to 373	Mill and Inlay	Quay	\$4,000,000.00
NM 91	6 to 13.1	Crack Seal	Guadalupe	\$200,000.00
NM 268	18.7 to 27.7	Crack Seal	Quay	\$310,000.00
Total Cost \$12,870,000.00				

Upcoming/ Ongoing Wildfire Related Maintenance Projects

Roadway	Mileposts	Scope of Work	County	Cost
NM 65/ NM 94	Multiple Locations	Guardrail Replacement	San Miguel	\$1,125,000.00
10 Routes Impacted by Wildfires	Multiple Locations	Fence Replacement	Mora/San Miguel	\$1,050,000.00
NM 266	0 to 6.5	Recycled Millings Overlay	San Miguel	\$1,200,000.00
NM 94	0 to 19	Overlay	Mora	\$3,300,000.00
Total Cost \$6,675,000.00				

Upcoming Statewide Transportation Improvement Program (STIP) Projects - Total Cost \$ \$202,359,205.00

FY 2023 STIP

Roadway Rehabilitation	I-25, MP 454.9 to MP 459.3 (Raton Pass, Phase III)	Colfax	\$28,500,000.00
Pavement Rehabilitation	US 64 MP 322.5 to MP 330 (1/2 Mile East of NM 505 Intersection at Cold Beer, NM Proceeding West to MP 330)	Colfax	\$14,840,000.00

Total Cost \$43,340,000.00

FY 2024 STIP

Roadway Rehabilitation and Bridge Rehabilitation	I-40, MP 344.8 to MP 350.00 (Hudson Lake East toward San Jon)	Quay	\$18,910,169.00
Roadway Rehab/ Recon and Drainage Improvements	NM 39, MP 14.6 to MP 19.0 (16.4 Northeast of Logan Proceeding Northeast for 4.4 Miles)	Harding	\$9,390,000.00
Bridge Replacement	NM 63, MP 12.6 to MP 22.7 (Pecos Canyon Bridge)	San Miguel	\$1,034,000.00
Drainage improvements (Calf Canyon/Hermit Peak Fire)	NM 105/NM276 (Multiple Locations Drainage Structures Capacity Increase Due to Flooding from Hermits Peak/Calf Canyon Fire)	San Miguel	\$12,000,000.00

Total Cost \$41,334,169.00

FY 2025 STIP

Roadway Rehabilitation and Bridge Rehabilitation	I-40, MP 344.8 to MP 350.00 (Hudson Lake East toward San Jon)	Quay	\$2,521,813.00
Roadway Rehab/ Recon and Drainage Improvements	NM 39, MP 14.6 to MP 19.0 (16.4 Northeast of Logan Proceeding Northeast for 4.4 Miles)	Harding	\$5,640,000.00
Bridge Replacement	NM 63, MP 12.6 to MP 22.7 (Pecos Canyon Bridge)	San Miguel	\$5,466,000.00
Bridge Replacement	NM 104, MP 71.3, MP 81.91, and MP 87.38 (Near Conchas, Replacement of 3 Bridges)	San Miguel	\$20,000,000.00
Bridge Replacement (Span 1 Only- Impact Damage)	NM 129 MP (NM 129 over I-40 Newkirk Interchange Bridge)	Guadalupe	\$1,500,000.00

Total Cost \$35,127,813.00

FY 2026 STIP

Bridge Replacement (Romeroville Interchange Bridge)	US84 MP 103.4 to MP 10.38(US 84 over I-25 at Romeroville Interchange)	San Miguel	\$15,000,000.00
Pavement Rehabilitation	I-25, MP 435.0 to MP 442.0 (Tinaja Interchange North for 7 Miles)	Colfax	\$13,500,000.00

Total Cost \$28,500,000.00

FY 2027 STIP

Pavement Rehabilitation	I-25, MP 435.0 to MP 442.0 (Tinaja Interchange North for 7 Miles)	Colfax	\$3,000,000.00
Pavement Rehabilitation	I-40, MP 286.0 to MP 291.0 (5 Miles West of Cuervo, NM Proceeding East for 5 Miles)	Guadalupe	\$8,000,000.00
Interchange Reconstruction (I-25 Exit 452 Raton/Clayton Interchange)	I-25, MP 451.0 to MP 452.1 (Raton Southern Interchange at Clayton Highway)	Colfax	\$24,251,133.00
NM 434 Roadway Widening Reconstruction, New Bridge Recon	NM 434, MP 23.3 to MP 28.5 (Coyote Canyon, Phase 3)	Colfax	\$11,278,308.00
Bridge Replacement (Loop 16)	I-25, Loop 16 at Springer (Springer North Interchange Bridge)	Colfax	\$7,527,782.00

Total Cost \$54,057,223.00



Future Unfunded Projects				
Bridge Replacement	I-25/US 64/87 Interchange MP 451 to MP 452.1 (Raton/Clayton Interchange)	\$42,741,360.00 (Additional Funding Needed \$18,490,227.00)	Under Design	Currently at 30% Design. Currently Experience Large Queues onto I-25 Due to Deficiencies
Bridge Replacement	NM 419 MP 16.6-MP 17.1 and MP 17.3 -MP 17.6	\$4,000,000.00	Under Design	2 Damaged Bridges are Currently Out of Service Due to Sustained Damage
Roadway Widening, Reconstruction, New Bridge Construction	NM 434, MP 23.3 to MP 25.8 (23.3 Miles East of Jct. NM 518 to 25.8 Miles East of Jct. NM 518) Coyote Creek Phase 3	\$11,278,307.58	Project is Currently at 90% Design	Roadway Widening, New Construction Due to Realignment and New Bridge Construction.
Pavement Rehabilitation	I-40 MP 286-MP 291 (Cuervo, NM)	\$11,800,000.00 (Additional Funding Needed \$3,800,000.00)	Under Design	Pavement Rehabilitation, Guardrail, and Signing Replacement
Pavement Rehabilitation	I-40 MP 308- MP 313.1 (Montoya, NM)	\$12,100,000.00	Under Design	Pavement Rehabilitation, Guardrail, and Signing Replacement
Pavement Rehabilitation	I-25 MP 370- MP 375.8 (Ft. Union)	\$13,700,000.00	Under Design	Pavement Rehabilitation, Guardrail, and Signing Replacement
Pavement Rehabilitation	I-25, MP 299.55 to MP 305.00 (Rowe, NM to Glorieta, NM)	\$25,000,000.00	Under Design	Pavement Rehabilitation, Guardrail Replacement, Signing Replacement, and Drainage Improvements
Roadway Reconstruction	Business Loop 15 (Las Vegas, NM)	\$25,000,000.00	Planning	Pavement Preservation, Intersection and ADA Improvements, Roadway Lighting, and Landscaping
Roadway Reconstruction	Business Loop 16 (Springer, NM)	\$20,000,000.00 (Additional Funding Needed \$12,500,000.00)	Planning	Pavement Preservation, Intersection and ADA Improvements, Roadway Lighting, and Landscaping
Total \$165,619,667.58				

Upcoming Studies		
Route	Location	Length
Business Loop 15	Grand Ave. In Las Vegas	.7 Miles
Business Loop 16	Maxwell Ave. In Springer	1.1 Miles




Transportation Project Fund FY-2020				
Entity	Location/ Scope of Work	95% State Funding	5% Entity Funding	Total Amount
City of Las Vegas	Mill & Overlay, Signage, ADA Compliant Sidewalks National Avenue/ Bridge Street	\$1,536,683.00	\$80,878.10	\$1,617,561.20
City of Santa Rosa	Roadway Reconstruction and Drainage Improvements Riverside Drive	\$788,887.60	\$41,520.40	\$830,408.00
City of Tucumcari	Full Reconstruction 2nd Street	\$475,000.00	\$25,000.00	\$500,000.00
Colfax County	Bridge Replacement Gardner Bridge	\$503,500.00	\$26,500.00	\$530,000.00
Quay County	Bridge Replacement Route 66 Bridge #1625	\$3,081,465.00	\$162,182.37	\$3,243,647.37
San Miguel County	Improvement Project - Chip Seal Gonzales Ranch Road	\$565,625.00	\$29,769.74	\$595,394.74
Village of Angel Fire	Full Reconstruction Camino Grande - Phase III	\$893,000.00	\$47,000.00	\$940,000.00
Village of Eagle Nest	Full Reconstruction Fisherman Lane	\$1,140,000.00	\$60,000.00	\$1,200,000.00
Village of San Jon	Safety Improvement Project Lighting	\$118,750.00	\$6,250.00	\$125,000.00
9 Total Projects from 9 Entities		\$9,102,910.70	\$479,100.61	\$9,582,011.31

Transportation Project Fund FY-2022				
Entity	Location/ Scope of Work	95% State Funding	5% Entity Funding	Total Amount
Colfax County	Bridge Replacement Blosser GAP	\$1,425,000.00	\$75,000.00	\$2,075,000.00
Guadalupe County	Low Water Crossing Colonias	\$451,250.00	\$23,750.00	\$475,000.00
Guadalupe County	Box Culvert Los Novios Road	\$451,250.00	\$23,750.00	\$475,000.00
Mora County	Roadway Constructions Tramperos Road	\$5,415,000.00	\$285,000.00	\$5,700,000.00
San Miguel County	Roadway Improvements (Drainage) in Pendaries, Los Vigiles, & Storrie Lake Project	\$3,150,898.11	\$165,836.74	\$3,316,734.85
San Miguel County	Chip Seal Sheridan & Chapelle	\$1,325,424.56	\$69,759.19	\$1,395,183.75
City of Las Vegas	Roadway Improvements (Drainage) on Legion Drive.	\$3,633,451.70	\$191,234.30	\$3,824,686.00
City of Raton	Roadway Reconstruction on Frontage Rd. and E. 10th	\$1,520,000.00	\$80,000.00	\$1,600,000.00
City of Raton	Recon/Resurfacing on Sugarite Ave. & Trail Construction on NM. 72	\$1,140,000.00	\$60,000.00	\$1,200,000.00
City of Santa Rosa	Roadway Improvements on Pecos Ave. & S. 2nd Street	\$154,542.20	\$8,133.80	\$162,676.00
City of Santa Rosa	Roadway Improvements Reilly Road	\$928,745.65	\$48,881.35	\$977,627.00
City of Tucumcari	Roadway Rehabilitation & ADA for Barnes/Gambles St.	\$950,000.00	\$50,000.00	\$1,000,000.00
Town of Clayton	Roadway Resurfacing on Beech Street	\$1,425,000.00	\$75,000.00	\$1,500,000.00
Town of Springer	Roadway Resurfacing on Colbert Ave. & 3rd Street	\$332,500.00	\$17,500.00	\$350,000.00
Village of Angel Fire	Roadway Resurfacing on Country Club Dr. & St. Andrews Way	\$1,374,650.00	\$72,350.00	\$1,447,000.00
Village of Angel Fire	Plan & Design for North Vail Ave.	\$544,350.00	\$28,650.00	\$573,000.00
Village of Cimarron	Plan & Design for Jefferson & 11th Street	\$902,500.00	\$47,500.00	\$950,000.00
Village of Eagle Nest	Plan & Design for Willow Creek Dr. S. Tomboy Dr. & Lake Ave.	\$971,850.00	\$51,150.00	\$1,023,000.00
Village of Maxwell	Plan & Design for Tinaja Ave.	\$997,500.00	\$52,500.00	\$1,050,000.00
Village of Roy	Mill and Overlay 3rd Street & Melville Street	\$531,050.00	\$27,950.00	\$559,000.00
20 Total Projects from 15 Entities		\$27,624,962.22	\$1,453,945.38	\$29,653,907.60

Transportation Project Fund FY-2023

Entity	Location/ Scope of Work	95% State Funding	5% Entity Funding	Total Amount
City of Las Vegas	Roadway Improvements (Drainage) University Ave.	\$2,540,083.50	\$133,688.61	\$2,673,772.11
City of Raton	City Wide Pavement Preservation Project	\$950,000.00	\$50,000.00	\$1,000,000.00
City of Santa Rosa	Roadway Improvements on Chuck and Dale Lane	\$560,956.00	\$29,524.00	\$590,480.00
City of Tucumcari	Aber Addition Street Improvement	\$950,000.00	\$50,000.00	\$1,000,000.00
Colfax County	Bartlett Subdivision Roadway Improvements	\$854,955.92	\$44,997.68	\$899,953.60
Guadalupe County	Bar Y Road Roadway Improvements	\$657,400.00	\$34,600.00	\$692,000.00
Mora County	A-030 El Alto & A-031 Camino del Medio Road Improvements	\$2,000,000.00	\$105,263.16	\$2,105,263.16
San Miguel County	Roadway Improvements San Juan Rd. & CRB41D	\$902,500.00	\$47,500.00	\$950,000.00
Town of Clayton	Roadway Improvements Wilson Street	\$1,365,585.10	\$71,872.90	\$1,437,458.00
Town of Springer	Reconstruction Prospect Ave	\$1,303,755.05	\$68,618.69	\$1,372,373.74
Village of Eagle Nest	Drainage Improvements No Name Trail St.	\$1,532,350.00	\$80,650.00	\$1,613,000.00
Village of Maxwell	2nd St. Infrastructure and Street Improvements	\$1,213,150.00	\$63,850.00	\$1,277,000.00
Village of Roy	Roosevelt Street Mill & Overlay	\$937,650.00	\$49,350.00	\$987,000.00
Village of Logan	Roadway Improvements on Village Streets	\$240,363.54	\$12,650.71	\$253,014.25
Village of San Jon	Roadway Improvements on Village Streets	\$475,000.00	\$25,000.00	\$500,000.00
15 Total Projects from 15 Entities		\$16,483,749.11	\$867,565.75	\$17,351,314.86



Local Government Fund FY24	
County Co-op	
Entity	State Amount
Colfax County	\$88,088.00
Guadalupe County	\$73,366.00
Harding County	\$73,366.00
Quay County	\$117,662.00
Mora County	\$73,366.00
San Miguel County	\$73,366.00
Union County	\$73,366.00
Total County Co-op	\$572,580.00
Municipal Co-op	
City of Raton	\$100,810.00
City of Tucumcari	\$73,519.00
Village of Mosquero	\$100,000.00
Village of Eagle Nest	\$40,000.00
Village of Maxwell	\$75,000.00
Village of Pecos	\$100,644.00
Village of Roy	\$40,000.00
Total Municipal Co-op	\$529,973.00
School District Co-op	
Logan Municipal Schools	\$26,000.00
Raton Public Schools	\$26,534.00
WLV Public Schools	\$51,860.00
Pecos Independent Schools	\$30,000.00
Tucumcari Public Schools	\$23,000.00
Total School Co-op	\$157,394.00

Local Government Fund FY24	
County Arterial Program	
Entity	State Amount
Colfax County	\$141,751.00
Guadalupe County	\$170,960.00
Harding County	\$146,636.00
Quay County	\$239,203.00
Mora County	\$82,801.00
San Miguel County	\$128,835.00
Union County	\$251,912.00
Total County Arterial	\$1,162,098.00
School Bus Route	
Colfax County	\$88,000.00
Guadalupe County	\$92,929.00
Harding County	\$92,929.00
Quay County	\$92,929.00
Mora County	\$92,929.00
San Miguel County	\$92,929.00
Union County	\$92,929.00
Total School Bus Route	\$645,574.00
Municipal Arterial Program	
Village of Cimarron	\$485,589.00
Town of Clayton	\$339,922.00
Village of Angel Fire	\$187,000.00
Total Municipal Arterial	\$1,012,511.00
Other Co-op	
Luna Community College	\$67,785.00
New Mexico Highlands University	\$67,785.00
Total Other Co-op	\$135,570.00



Local Government Projects Total
\$4,215,700.00

District 4 Equipment Needs 2023

Equipment Description	Quantity	Estimated Unit Cost	Total
Motor Grader	6	\$343,244.00	\$2,059,464.00
Screen Machine Impact Crusher	1	\$900,000.00	\$900,000.00
12 Ton Steel Wheel Rollers	4	\$210,000.00	\$840,000.00
10 Yd Dump Trucks W/Snow Attachments	16	\$301,162.85	\$4,818,605.60
3/4 Ton 4x4 Short Bed Pickup Trucks	7	\$77,000.00	\$539,000.00
Loader 3 CY	8	\$283,000.00	\$2,264,000.00
Large Loader 5CY	2	\$400,000.00	\$800,000.00
Backhoe	5	\$153,000.00	\$765,000.00
Sheep Foot Roller	1	\$175,000.00	\$175,000.00
Power Broom	7	\$65,000.00	\$455,000.00
Tractor Mower	16	\$170,022.70	\$2,720,363.20
Oil Distributor	4	\$343,000.00	\$1,372,000.00
Street Sweeper	1	\$175,000.00	\$175,000.00
Mini Excavator	2	\$127,825.00	\$255,650.00
15 Passenger Van	3	\$40,000.00	\$120,000.00
Midsized SUV	5	\$45,000.00	\$225,000.00
3/4 Ton 4x4 Utility Bed Pickup Trucks	10	\$85,000.00	\$850,000.00
5 yd Dump Trucks W/Snow Attachments	5	\$259,925.03	\$1,299,625.15

Total Cost \$20,633,707.95



FY-2021 Snow Removal	
Cost	\$5.8 Million
Lane Miles	390,379

FY-2022 Snow Removal	
Cost	\$4.1 Million
Lane Miles	248,360

FY-2023 Snow Removal	
Cost	\$4.3 Million
Lane Miles	261,072