



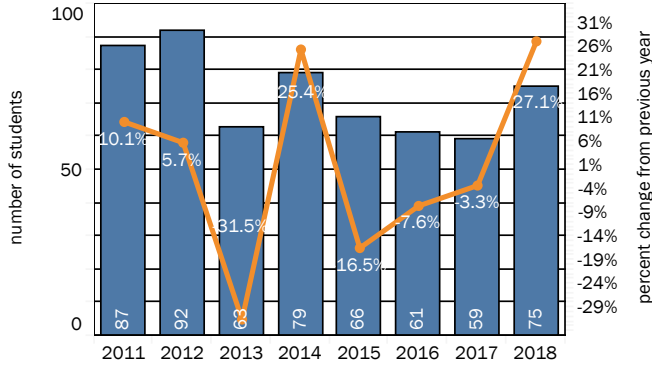
Legislative Education Study Committee  
 School District Fact Sheet  
**House Municipal Schools**  
 Prepared by Tim Bedeaux

Bonnie Lightfoot  
 Superintendent  
 (575) 279-7353  
 blightfoot  
 @houseschools.net

Lisa Downey  
 Business Manager  
 (575) 279-7353  
 ldowney  
 @houseschools.net

Valerie Snipes  
 Administrative Assistant  
 (575) 279-7353  
 vsnipes  
 @houseschools.net

Enrollment History with Annual Percent Change



Source: PED

Student Demographics (2017)

	House		State	
	Students	Percent	Students	Percent
African Amer.	1	1.9%	7,504	2.3%
Asian	0	0.0%	4,413	1.3%
Caucasian	52	76.6%	81,191	24.3%
Hispanic	14	20.4%	204,239	61.2%
Multi Race	0	0.0%	16	0.0%
Native Amer.	1	1.1%	35,472	10.6%
Pacific	0	0.0%	628	0.2%

EL	0	0.0%	45,399	13.6%
FRL	27	40.5%	244,186	73.2%
Gifted	1	1.5%	16,273	4.9%
Homeless	0	0.0%	7,786	2.3%
Migrant	0	0.0%	1,535	0.5%
Special Educ.	14	20.1%	50,963	15.3%
Title I	67	100.0%	247,788	74.3%

Source: PED

School Grades Summary

	2012	2013	2014	2015	2016	2017
House Elementary	B	C	B	C	B	D
House High	C	B	B	C	C	B
House Junior High	C	B	D	D	B	C

Source: PED

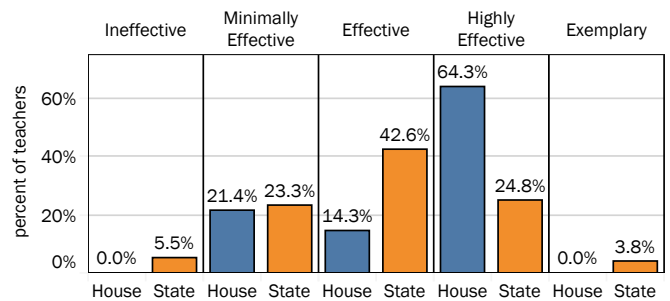
Students Proficient at Levels 4 and 5 on PARCC

		2016	2017	2018
ELA	House	29%	0% - 10%	30% - 39%
	Statewide	27%	28%	31%
Math	House	32%	20% - 29%	15% - 24%
	Statewide	19%	19%	22%

Note: Due to PED privacy policies, the percent of students proficient on the PARCC exam in 2017, and 2018 was reported in ranges. The actual percent of students proficient in 2016, 2017, and 2018 was not available.

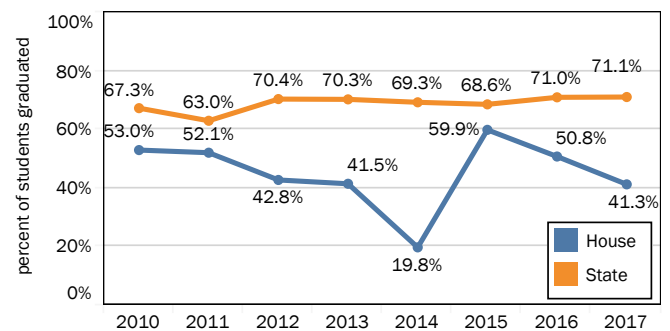
Source: PED

NMTEACH Teacher Effectiveness Ratings (2016)



Source: PED

Four-Year Cohort Graduation Rate



Source: PED

FY17 Operational Expenditures and FY18 Operational Budget

		2017				2018			
		House		State		House		State	
		Expenditures	Percent of Total	Expenditures	Percent of Total	Budget	Percent of Total	Budget	Percent of Total
Instruction	Total	\$1,045,354	65.6%	\$1,602,866,550	61.5%	\$1,095,240	64.9%	\$1,664,566,081	60.1%
Support Services	Students	\$83,458	5.2%	\$255,482,353	9.8%	\$108,554	6.4%	\$268,793,903	9.7%
	Instruction	\$10,000	0.6%	\$66,673,736	2.6%	\$10,000	0.6%	\$70,038,417	2.5%
	General Admin.	\$145,536	9.1%	\$55,737,026	2.1%	\$142,534	8.4%	\$68,253,631	2.5%
	School Admin.			\$174,228,729	6.7%			\$163,362,105	5.9%
	Central Services	\$84,624	5.3%	\$92,623,785	3.6%	\$84,136	5.0%	\$100,085,411	3.6%
	Maint. and Oper.	\$191,227	12.0%	\$339,903,520	13.0%	\$212,117	12.6%	\$364,111,833	13.2%
	Student Transp.			\$10,948,283	0.4%			\$7,560,304	0.3%
	Other	\$0	0.0%	\$1,551,113	0.1%	\$2,470	0.1%	\$41,728,122	1.5%
	Total	\$514,844	32.3%	\$997,148,545	38.2%	\$559,811	33.2%	\$1,083,933,726	39.2%
Non-Instructional Services	Food Service	\$33,843	2.1%	\$2,411,215	0.1%	\$33,508	2.0%	\$2,852,857	0.1%
	Community Svc.			\$1,046,353	0.0%			\$1,057,857	0.0%
	Total	\$33,843	2.1%	\$3,457,568	0.1%	\$33,508	2.0%	\$3,910,714	0.1%
Capital Outlay	Total			\$4,423,880	0.2%			\$15,456,215	0.6%
Grand Total		\$1,594,041	100.0%	\$2,607,896,543	100.0%	\$1,688,559	100.0%	\$2,767,866,736	100.0%

Source: OBMS

Prekindergarten Programs

No PED prekindergarten programs.

2016 Land Valuation and Bonding

	House
Total Valuation	\$14,307,831
Bonds Outstanding	\$335,000
Bonding Capacity	\$858,470

Source: PED

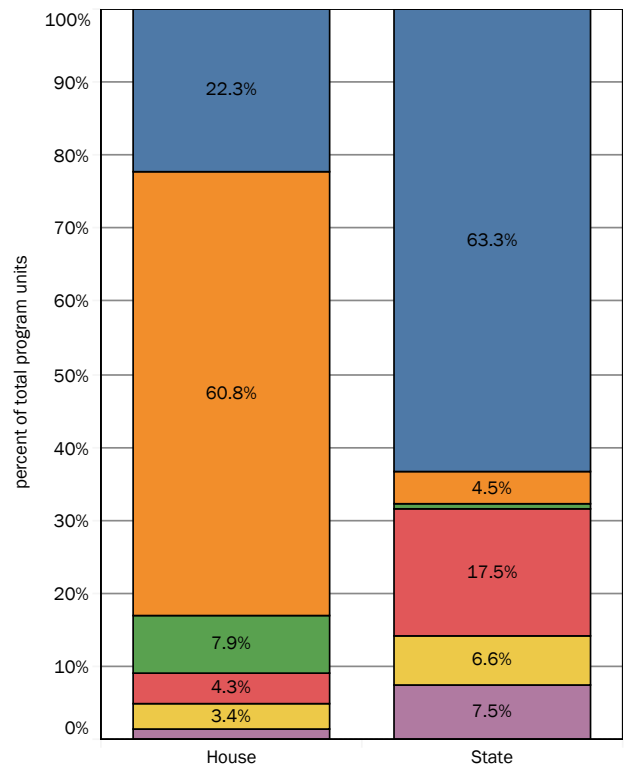
Condition and Maintenance of Facilities

School	wNMCI	FMAR			
	2017	2012	2014	2015	2016
House Elementary		25.0%			
House High			54.7%	41.9%	75.6%
House Municipal Schools	24.5%				

Source: PSFA

Note: wNMCI is the weighted New Mexico condition index. Lower values denote a building in better condition. The statewide average wNMCI for FY17 was 17.7 percent. FMAR refers to the Public School Facilities Authority Facilities Maintenance Assessment Report. FMAR scores are from most recent years available. FMAR scores of 70 percent or higher are considered satisfactory.

Percent of FY18 Funding by Unit Type



- Program Unit Type (group)
- Basic MEM
  - Size
  - Growth
  - Special Education
  - Training and Experience
  - All Other

"All Other" category includes at-risk, bilingual, elementary PE, National Board-certified teachers, charter school activities, home school program and activities, and save harmless units.

Source: PED