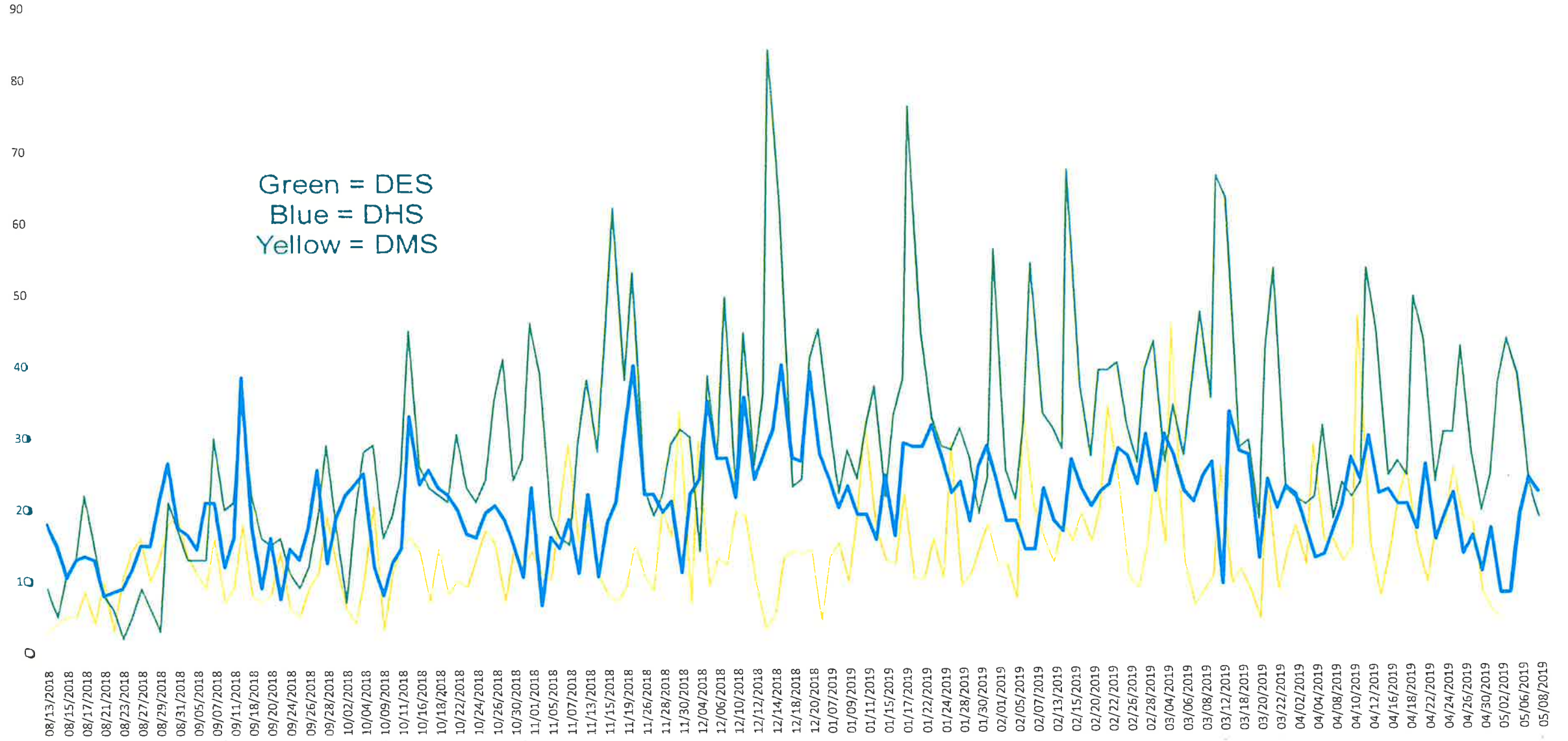


item 2

DISD District Attendance Comparison



DISD
ENROLLMENT TRENDS

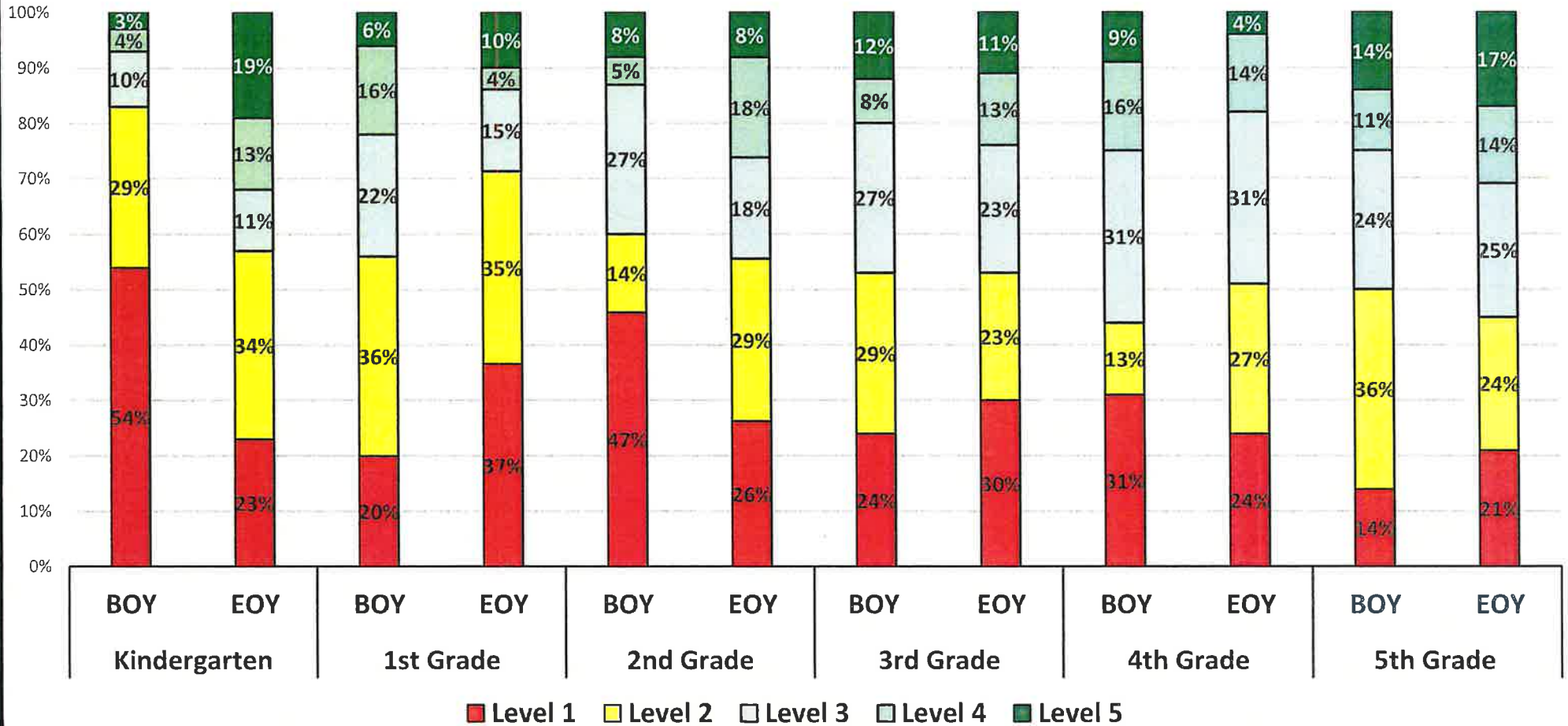
	2007-08	2008-09	2009-10	2010-11	2011-12	2012-13	2013-14	2014-15	2015-16	2015-16	2016-17	2017-18	2018-19	2019-20
Pre K	4	9	5.5	7	4	14.5	10	7	5.5	9	10	9	8	11.5
K	59	53	62.5	61.5	48	64.5	66	45	62	54	49	51.5	69	50.5
1	51	60	53	62.5	63	69.5	62.5	61	47	59	60	60	46.5	53.5
2	49	54.5	55	54	66	65.5	64	63	62	45	58	61	56	39.5
3	40.5	55.5	57	52.5	52	57.5	62	57	64	60	41	47.5	61.5	54
4	38	45.5	47	56	56	55.5	58.5	60	56	65	56	52.5	41	52.5
5	56.5	43	45	47.5	55	51.5	53.5	49	60	54	65	64.5	52.5	30.5
Elem	298	320.5	325	341	344	378.5	376.5	342	356.5	346	339	346	334.5	292
6	49.5	35.5	44	46.5	45	49.5	48.5	48	54	58	51	50	59.5	44
7	49.5	56.5	35	43	46	46.5	47	50	42	52	53	48.5	41.5	49.5
8	52	56	57	39.5	45	49	51.5	45	50	42	55	56	50.5	42
Middle	151	148	136	129	136	145	147	143	146	152	159	154.5	151.5	135.5
9	76.5	90.5	79.5	58.5	57	63	56	58	53	50	40	48.5	58	51
10	60	68.5	61	62.5	57	43.5	50	46	47	50	62	53.5	42	48.5
11	44.5	54.5	29	42.5	63	39.5	31.5	37	44	44	43	39.5	43.5	32
12	40	48	38	34	47	40.5	42	26	36	45	39	44.5	44.5	40.5
High	221	261.5	207.5	197.5	224	186.5	179.5	167	180	189	184	186	188	172
TOTAL	670	730	668.5	667.5	704	710	703	652	682.5	687	682	686.5	674	599.5



ISIP READING SY 2018-2019

Dulce Elementary

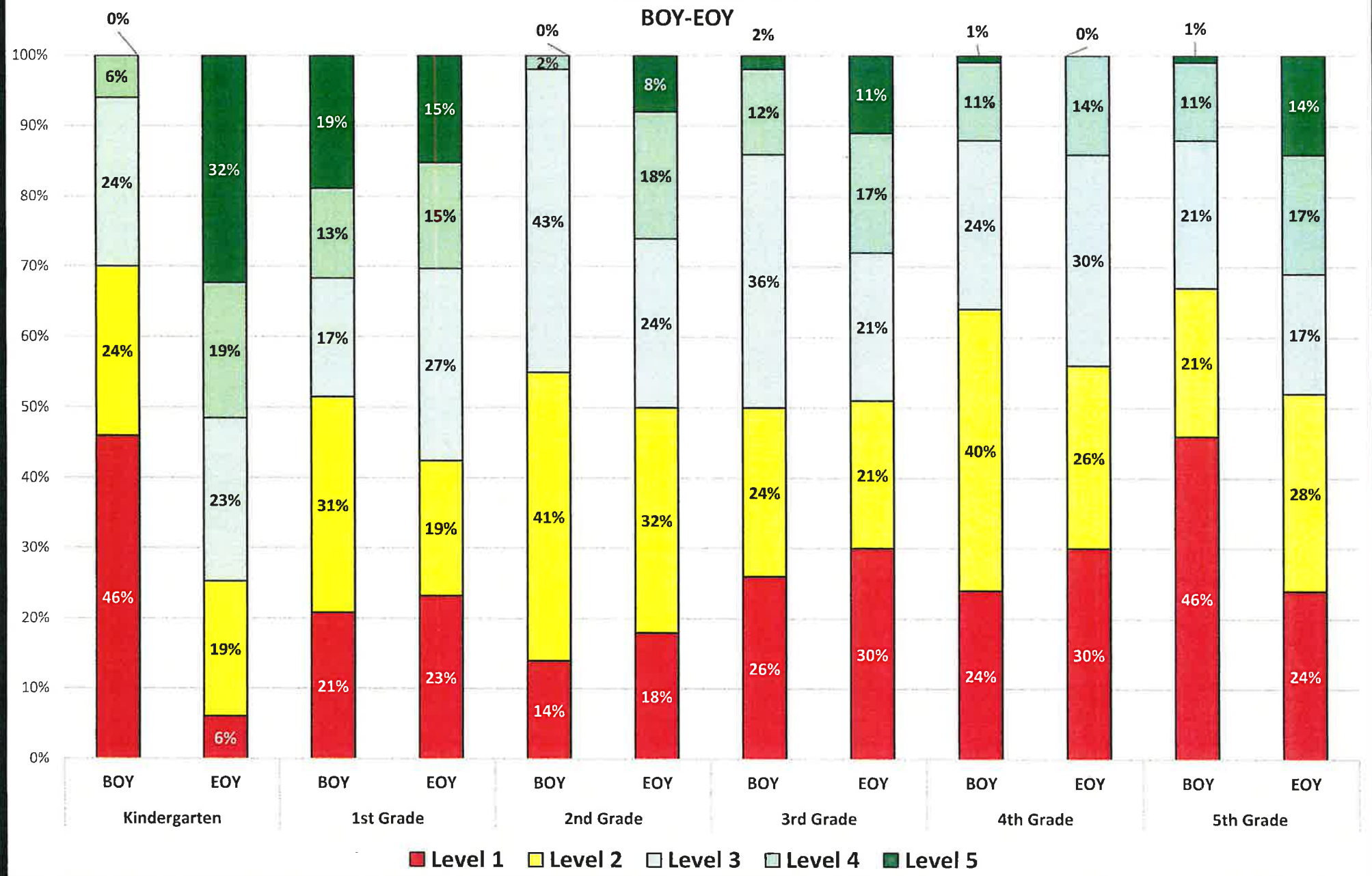
BOY-EOY



ISIP MATH SY 2018-2019

DULCE ELEMENTARY SCHOOL

BOY-EOY



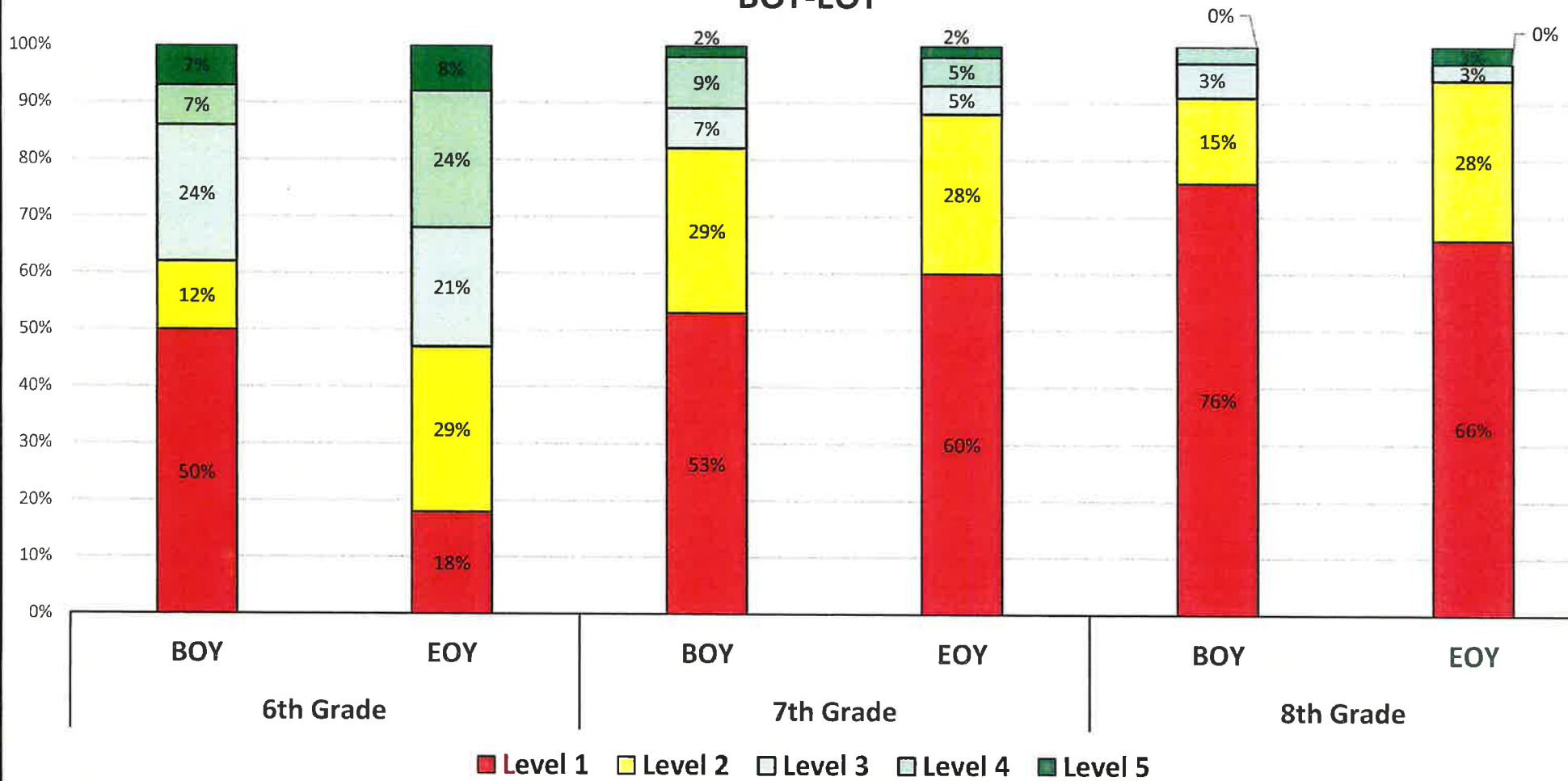
■ Level 1
 ■ Level 2
 ■ Level 3
 ■ Level 4
 ■ Level 5



ISIP READING SY 2018-2019

Dulce Middle School

BOY-EOY

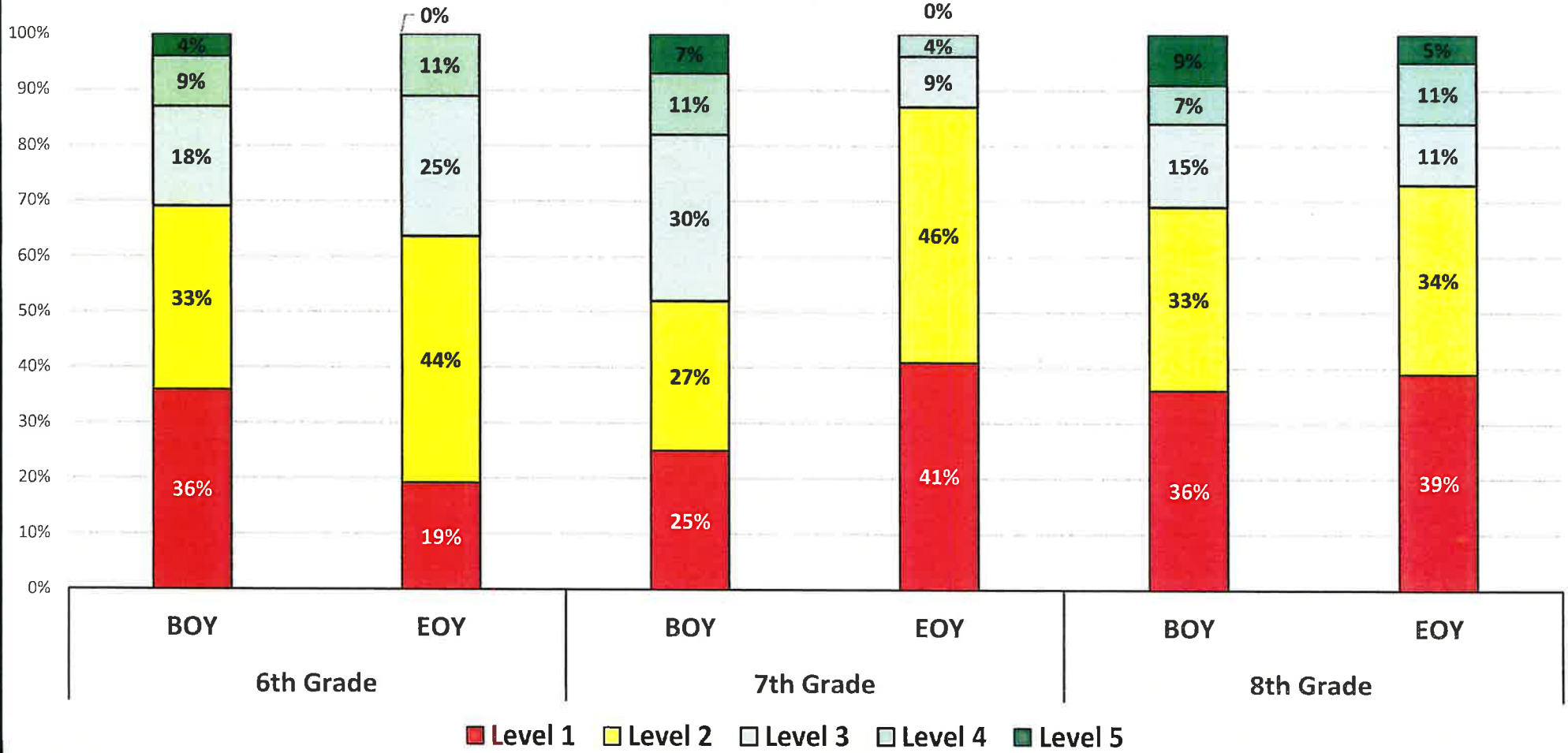




ISIP MATH SY 2018-2019

Dulce Middle School

BOY-EOY

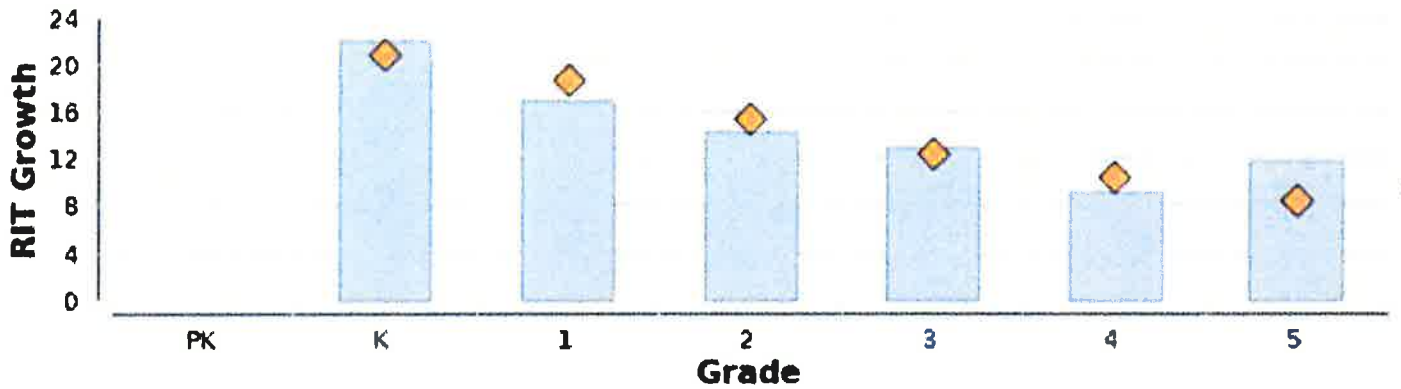


MAPs Student Growth Summary Report Spring 2019

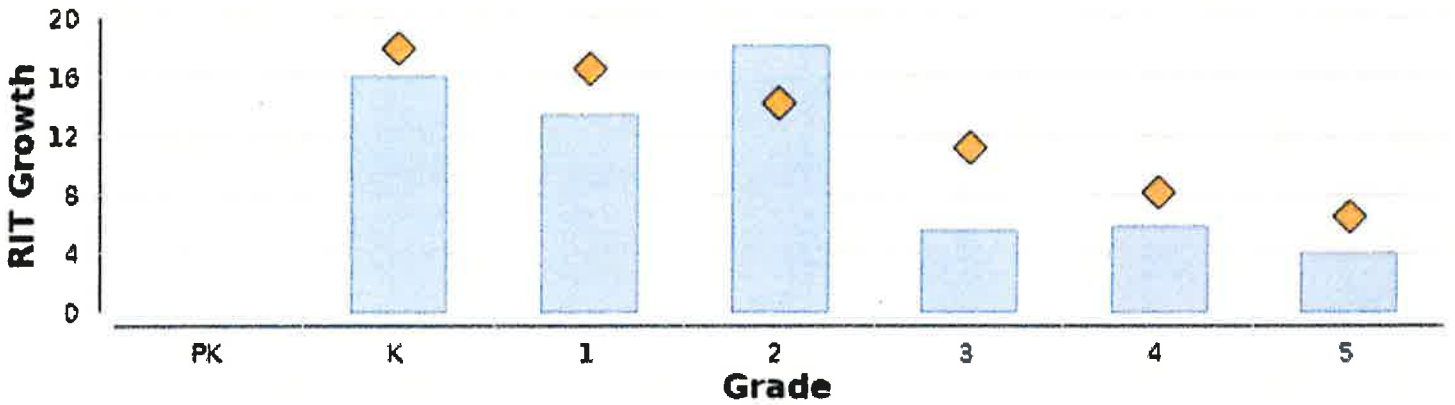
DULCE ELEMENTARY K-5th Grades



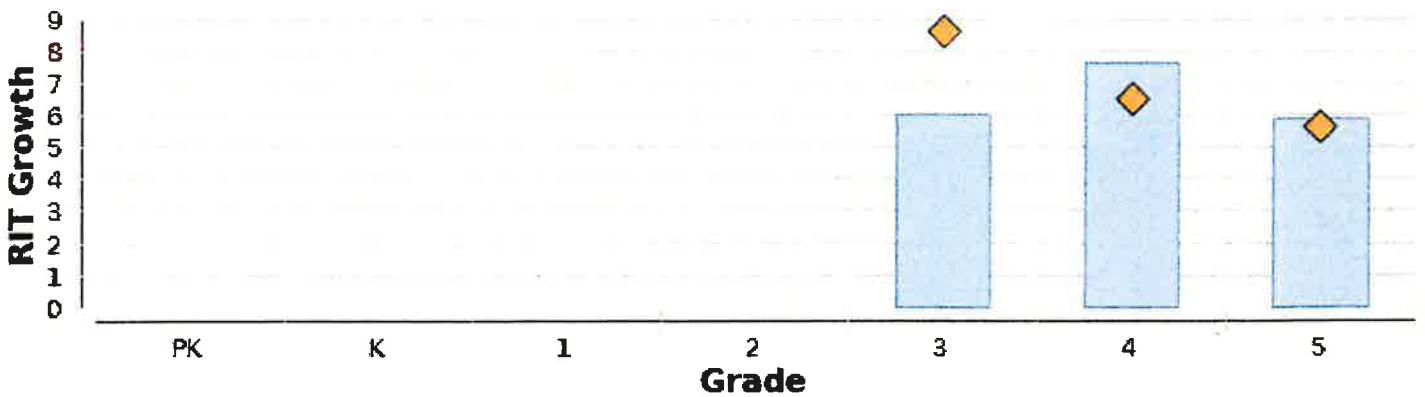
Mathematics



Reading



Science - General Science



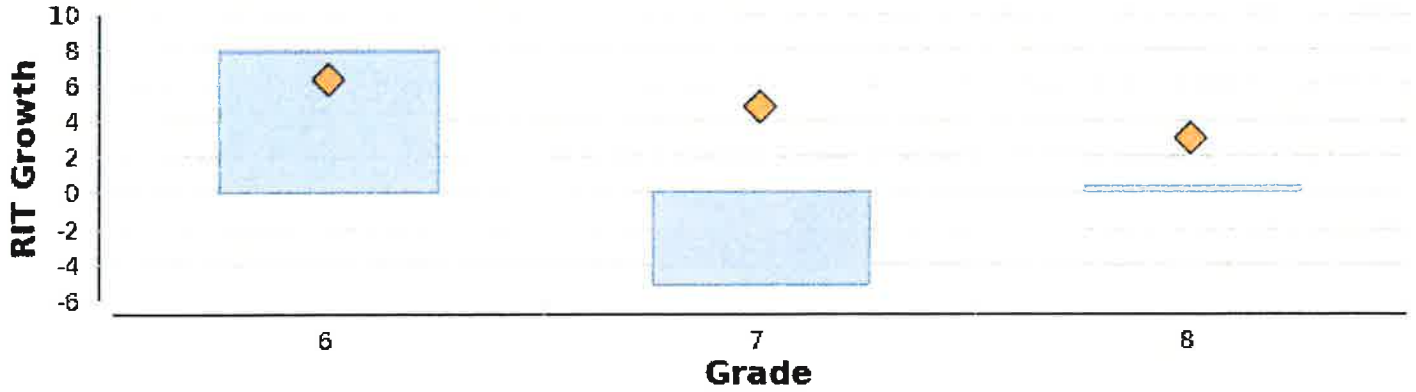
	Observed Growth from BOY-EOY
	NWEA Norms Projected Growth

MAPs Student Growth Summary Report Spring 2019

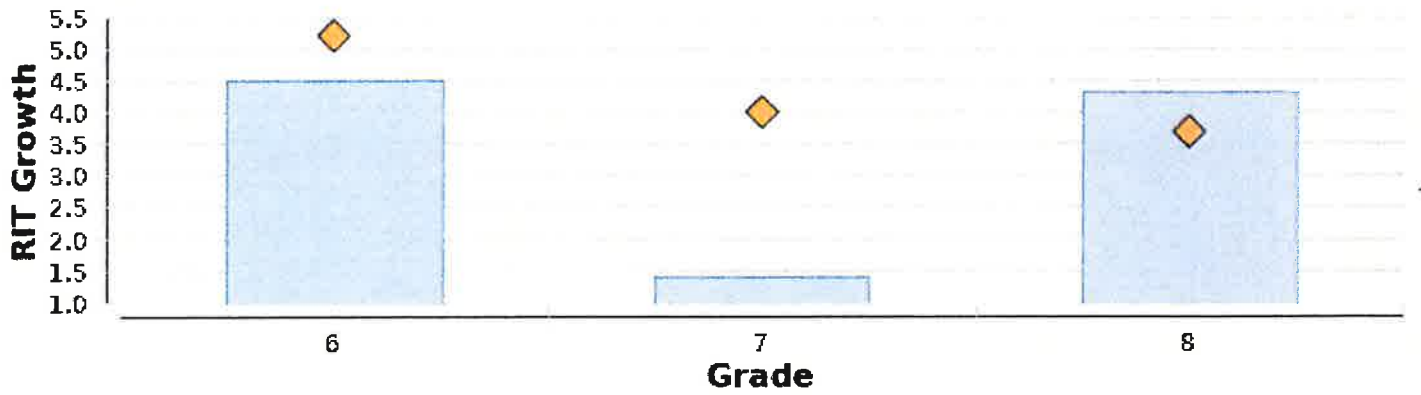
DULCE MIDDLE SCHOOL 6TH-8TH Grades



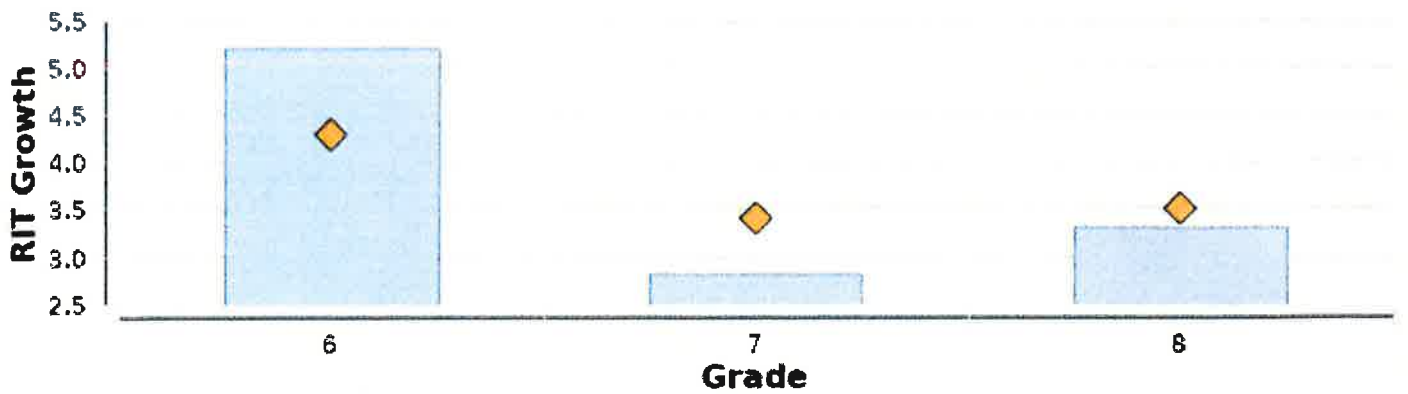
Mathematics



Reading



Science - General Science



	Observed Growth from BOY-EOY
	NWEA Norms Projected Growth

Building Bridges, Closing the Gap

**2019 DIS Block Party for
Pre-K to 12th grade families, Dulce Community, JAN**

AGENDA:

5 – 6 pm – Visit district teachers (see who your child is with) and booths (see what resources are in our community)

6 pm – **Dinner is served!** Frito Pies with veggies, fruit & water bottles! Have a seat in the gym for the

6:15 – 6:30 pm – Introduction of special guests, Jicarilla Royalty, and college representatives for dual credit courses at DHS and special presentation

- Lavonna James, DISD School Board President
- Priscilla Manuelito, NM School Board Association Region I President
- Jicarilla Apache Nation Royalty
- Claudia Vigil-Muniz, Jicarilla Apache Department of Education
- Dr. Valdez, President/UNM-Taos
- Dr. Rodriguez, Northern New Mexico College
- Roanna Shebala, Institute of American Indian Arts
- Special Presentation for Mr. & Mrs. Jobe

6:30 – 7 pm - Discussion Panel and **DOOR PRIZE DRAWINGS**

7 – 8 pm – Visit teachers and booths – clean-up



**August 14, 2019
from 5 - 8 pm
Vietnam Memorial Gym**

Hosted by the
**DULCE ELEMENTARY SCHOOL
PARENT ADVISORY COMMITTEE**