




2018 – 2019 School Year

K-3 PLUS 4&5 PILOT

December 2019



NEW MEXICO

Public Education Department

ANNUAL REPORT





The State of New Mexico

**K-3 PLUS
4&5 PILOT**

Annual Report 2018 – 2019 School Year

December 2019

**Michelle Lujan Grisham
Governor**

**Ryan Stewart, Ed. L.D.
Secretary, Public Education**

Copyright Notice

This report is copyright free, so no permission is needed to cite or reproduce it for **non-profit purposes**. If material from it is included in another **non-profit** publication, cite as follows:

Some information in this document was adapted from *K-3 Plus 4&5 Pilot Annual Report for School Year 2018-2019, December 2019*, which is a copyright-free report published by the New Mexico Public Education Department.

Notes

This document is available at www.ped.state.nm.us. Click on the A-Z directory to locate it under "K-3 Plus."

Table of Contents

Acknowledgements	4
Executive Summary	5
Statutory Requirements	6
Introduction	8
Detailed Report	9
Demographics	9
Program Requirements	9
Assessment.....	9
Measuring Learning and Instructional Progress.....	10
Instruction	10
Evaluation and Reporting	11
Application Review/Funding	11
Student Enrollment Summary	12
Assessment Results	25
Istation	25
Kindergarten Observation Tool (KOT)	29
TAMELA Results for K-3 Plus and 4 & 5 PILOT	30
Trends	43
Conclusion	43
Glossary	44
Acronyms	44

Acknowledgements

The Secretary of Education thanks the following individuals for their contributions to this report:

Gwen Perea Warniment, Ph.D., Deputy Cabinet Secretary of Teaching, Learning and Assessment, NM Public Education Department (PED)

Jacqueline Costales, Division Director for Curriculum and Instruction NMPED

Severo Martinez, Director for Literacy and Humanities Bureau, NM PED

Alexis Álvarez, Ph.D., Deputy Director of Research, Evaluation, and Accountability, NMPED

Birgit Maurer, K-5 Plus Program Coordinator, NM PED

Jared Vigil, K-5 Plus Program Coordinator, NM PED

Beth Gudbrandsen, Ph.D., Constituent Services and Strategic Initiatives Division, NM PED



Executive Summary

Established in 2007 as a six-year pilot project, the K-3 Plus initiative adds 25 instructional days to the beginning of the school year for economically disadvantaged students and low performing schools in both literacy and math. The purpose of the K-3 Plus program is to increase literacy and numeracy instructional time in kindergarten and the early grades to ultimately decrease the achievement gap between at-risk students and other students. The six-year K-3 Plus pilot project demonstrated that increased time in kindergarten and the early grades and focused instruction does narrow the achievement gap between disadvantaged students and other students as well as increases cognitive skills, and leads to higher test scores for all participants.

In 2018, school districts and charter schools applied for over 22,000 students to participate in K-3 Plus and the K-3 Plus 4&5 Pilot program. The 4&5 Pilot program expanded the extended school year program to 4th and 5th graders. A total of 234 schools from 46 districts and four charter schools participated in K-3 Plus and 64 schools from 26 districts hosted the expanded 4&5 Pilot program last summer. School enrollments in this year's report include both the K-3 Plus and the newly extended 4&5 Pilot program.

K-3 Plus has been a proven cornerstone of investments in early intervention funding for districts and schools throughout the state. Key findings show that students enrolled in K-3 Plus have higher test scores in reading, writing and math over students with similar demographics who did not participate in the program. A July 2012 Legislative Finance Committee report cited a study conducted by Utah State University (USU) that found positive effects on third-grade reading, writing, and math standards-based assessment (SBA) performance as a result of early intervention. Additionally, the research indicated that the benefits from reduced grade retention and remediation services offset all K-3 Plus costs.

K-3 Plus is conducted in high-poverty public schools. A high-poverty public school is defined as a public elementary school where either 80 percent or more of the students are eligible for free or reduced-fee lunch at the school applies for the program or the school has earned a D or F school grade the previous year. All students within eligible schools are welcome to attend the K-3 Plus and 4&5 Pilot programs. Since piloted in 2007, this program has served close to 140,000 students and has effectively targeted high-needs students, with participants more likely than other students to qualify for free or reduced-price lunch; are Hispanic, Native American, and/or English language learners; or have been retained at least once.

Participating schools are required to assess students using a NM Public Education Department (PED) approved literacy assessment, the Istation Indicators of Progress (ISIP). The PED uses the results in the evaluation of the program. Programming requirements include daily literacy instruction of at least 90 minutes in kindergarten and 120 minutes in grades one through three, as well as daily math instruction of at least 90 minutes in kindergarten through grade five, using an evidenced-based core curriculum and the state's three-tiered Response to Intervention (RtI) framework. Participating schools are encouraged to keep the students grouped in the same class with the same teacher during the regular school year.

Regional planning meetings were conducted for district coordinators and administrators to provide guidance on statutory requirements and implementation of the K-3 Plus and 4&5 Pilot program. For the 6th year, a preparation and planning day for staff at all participating schools was funded to provide time for participating teachers to analyze student data that informs classroom practices and/or to receive training on curriculum or effective instructional strategies.

The K-3 Plus Advisory Committee, as appointed by the Secretary of Education, is composed of representatives of school districts that participate in K-3 Plus and 4&5 Pilot program and other stakeholders.

Statutory Requirements: 22-13-28

K-3 Plus, eligibility, application, reporting and evaluation

- A. The six-year K-3 Plus pilot project has demonstrated that increased time in kindergarten and the early grades narrows the achievement gap between disadvantaged students and other students and increases cognitive skills and leads to higher test scores for all participants.
- B. The "K-3 Plus" program is created in the department to provide funding for additional educational time for students in kindergarten through third grade. K-3 Plus shall be administered by the department and shall provide the funding for approved full-day kindergarten and grades one through three to be extended by at least twenty-five instructional days, beginning up to two months earlier than the regular school years.
- C. K-3 Plus shall be conducted in high-poverty public schools. For the purposes of K-3 Plus, "high-poverty public school" means a public school in which eighty percent or more of the students are eligible for free or reduced-fee lunch at the time the public school applies for the program or an elementary school with a D or F grade the previous year.
- D. The department shall promulgate rules for application requirements and procedures and criteria for evaluating applications. In evaluating applications for K-3 Plus, the department shall grant priority to those schools with research-based, scientific reading strategies and programs. An applicant shall demonstrate that its K-3 Plus program will meet all department standards and employ only qualified teachers and other staff.
- E. K-3 Plus programs shall be funded at no less than thirty percent of the unit value per student. Up to two percent of the money received by a school district shall be used for student recruitment and to ensure regular attendance by K-3 Plus students. Funding for individual school programs shall be based on enrollment on the fifteenth day of the program.
- F. School districts and charter schools that meet the qualifications for K-3 Plus funding may submit applications by March 15 for the succeeding fiscal year. The department shall notify all school districts and charter schools by February 1 that applications will be accepted until March 15 and that final funding is contingent on the final unit value set by the secretary. The notification shall include the application and any requirements for supplementary documentation. Applications may be submitted electronically or by mail or other delivery. Schools that are awarded funding for K-3 Plus for the next school year shall be notified by April 15 of the calendar year.
- G. The department shall provide additional professional development for K-3 Plus teachers on how young children learn to read. Teachers and educational assistants shall be paid at the same rate and under the same terms for K-3 Plus as teachers and educational assistants are paid for regular educational programs.
- H. Students participating in K-3 Plus shall be evaluated at the beginning of K-3 Plus, and their progress shall be measured through department-approved summative and formative assessments.
- I. The department shall establish reporting and evaluation requirements for participating schools, including student and program assessments. The department shall report annually to the legislature and the governor on the efficacy of K-3 Plus.
- J. The department may use up to four percent of any appropriation made by the legislature for K-3 Plus for professional development for participating educators and department administrative costs.
- K. The department shall develop and disseminate information on best practices in the areas of student recruitment, retention and academic success of early learners.
- L. The secretary shall appoint a "K-3 Plus advisory committee" composed of representatives of school districts that participate in K-3 Plus and other stakeholders. The advisory committee shall meet twice a year to advise the department on K-3 Plus implementation.

- A. **“K-5 plus”** is created as a four-year pilot project that:
 - (1) extends the school year in participating public schools by at least twenty-five additional days for students in kindergarten through fifth grade; and
 - (2) measures the effect of the provided additional time on literacy and numeracy.
- B. The purpose of K-5 plus is to demonstrate that increased time in kindergarten through fifth grade:
 - (1) narrows the achievement gap between certain disadvantaged students and other students;
 - (2) better prepares elementary students for success in middle and high school;
 - (3) improves truancy rates at all school levels and improves dropout rates in high school; and
 - (4) increases students' cognitive skills and leads to higher test scores for participants.
- C. K-5 plus shall be administered by the department and shall provide funding to successful public school applicants that extend their school calendars for kindergarten through fifth grade by at least twenty-five instructional days prior to the beginning of the regular school year.
- D. K-5 plus shall be conducted upon application in public schools at which either eighty percent or more of the students are eligible for free or reduced-fee lunch or the school has a D or F school grade at the time the public school initially applies for the pilot project. Public schools that conduct K-3 plus programs may apply to participate in the K-5 plus pilot project, and the department shall give priority to those public schools that have a current K-3 plus program. The pilot project shall be conducted in no more than twenty public schools.
- E. The department shall determine application requirements and procedures and criteria for evaluating applications. In evaluating applications for K-5 plus, the department shall grant priority to those public schools with research-based, scientific reading strategies and programs. An applicant shall demonstrate that its K-5 plus pilot project will meet all department standards and employ only qualified teachers and other staff.
- F. K-5 plus shall be funded at no less than thirty percent of the final unit value per student established as of January 31 of the current calendar year. Up to two percent of the money received by a school district or charter school shall be used to ensure regular attendance by K-5 plus students. Funding for individual public schools shall be based on enrollment on the fifteenth day of the project.
- G. School districts and charter schools that meet the qualifications for K-5 plus funding may submit applications by March 15 for the succeeding fiscal year. The department shall notify all school districts and charter schools by February 1 that applications will be accepted until March 15. The notification shall include the application and any requirements for supplementary documentation. Applications may be submitted electronically or by mail or other delivery. Public schools that are awarded funding for K-5 plus for the next school year shall be notified by April 15 of the calendar year.
- H. The department shall provide additional professional development for K-5 plus teachers in how children learn to read. The department may use up to four percent of any appropriation made by the legislature for the K-5 plus pilot project for professional development for participating educators and department administrative costs.
- I. Teachers and educational assistants shall be paid at the same rate and under the same terms as teachers and educational assistants are paid for regular educational programs.
- J. Students participating in K-5 plus shall be evaluated at the beginning of each grade year, and their progress shall be measured through department-approved summative assessments.
- K. The department shall establish and implement reporting and evaluation requirements for participating public schools, including students and pilot project assessments. The department shall provide interim and final reports annually to the legislature and the governor on the efficacy of K-5 plus.
- L. In addition to legislative appropriations for the K-5 plus pilot project, the department, school districts, public schools and local communities shall seek public and private gifts, grants and donations to benefit the pilot project.

Introduction

According to a 2018 Legislative report on *Instructional Time and Extended Learning Opportunities*, many New Mexico students enter kindergarten behind grade level and lose ground in learning over summer breaks. By third grade, low-income students, on average, perform below grade level. National research has found that low-income students face a 6,000-hour learning gap by the sixth grade, compared to their middle- and high-income peers, who are more likely to have access to high-quality learning opportunities outside of school. This learning gap especially impacts students who are considered at-risk, which includes 70 percent of New Mexico public school students.

In 2007, House Bill 198 established K–3 Plus as a six-year pilot project that permitted schools with high numbers of at-risk students to expand the school year by 25 days for kindergarten through third grade. The purpose of K–3 Plus was “to demonstrate that increased time in kindergarten and the early grades narrows the achievement gap between disadvantaged students and other students, increases cognitive skills and leads to higher test scores for all participants.”¹ After five years as a pilot project, K–3 Plus was converted to a PED program through the enactment of House Bill 14 in the 2012 Legislative Session. A non-reverting fund consisting of appropriations, gifts, grants, and donations was created to support the program. Funding for participating local education agencies was established at “no less than thirty percent of the unit value per student.”²

K–3 Plus effectively targets high-needs students by requiring that awarded elementary schools have enrolled 80 percent or more students who are eligible for free or reduced-fee lunch at the time of application or have earned a D or F grade the previous year. During the 2015 Legislative Session, HB 479 passed, allowing schools with a D or F grade the previous year, or those that improved their school grade with the K–3 Plus program, the ability to continue the program. This house bill took effect beginning June 2015. In the 2016 Legislative Session, SB 32 included the provision that allows an elementary school serving students in kindergarten through third grade—and otherwise *not* eligible—to receive students from, or send students to, another elementary school that *is* eligible and within the school district attendance zone. In 2017, Legislation was enacted to extend the K–3 Plus program to grades 4&5 as a pilot program during the 2018-19 school year.

While emphasizing literacy and numeracy and targeting high-needs student populations, K–3 Plus is not a remediation program. K–3 Plus and the 4&5 Pilot are a 25-day, early start-of-the-regular-school-year program. Additionally, participating schools are asked to make every effort to assign students to the same teacher they will have during the regular school year. The emphasis of K–3 Plus and the 4&5 Pilot is on increasing quality instructional time that includes interventions per the State’s RtI framework.

New Mexico Administrative Code 6.30.12.1.3 provides that K–3 Plus programming for students with disabilities shall be paid for by K–3 Plus funds. K–3 Plus funds pay for students with an Individualized Education Plan (IEP) to ensure they can participate as a general education student. The K–3 Plus program is an optional educational opportunity open to all students in kindergarten through grade three within eligible schools. If a parent chooses to have their child—who has a disability, as defined by the Individuals with Disabilities Education Act (IDEA), and an IEP—participate in the K–3 Plus program, the student’s IEP team will determine the supplementary aids and services (including accommodations and modifications) that are necessary for the student to access and participate in the K–3 Plus curriculum as described above.

¹ New Mexico Public Education Department for the Legislative Finance Committee. (2012). *Developing Early Literacy in New Mexico Report* (Report # 12-05). <http://www.nmlegis.gov/lcs/lfc/lfcdocs/perfaudit/Developing%20Early%20Literacy%20in%20New%20Mexico.pdf>

² Subsection A of Section 22-13-28 NMSA 1978.

Detailed Report

Demographics

During the summer of 2018, there were 46 districts, 234 schools, and 4 state charter schools that implemented K-3 Plus programs serving 15,976 students. During the same time period, there were 26 districts, 64 schools, and 3 state charter schools serving 2,251 students in 4&5 Pilot programs.

K-3 Plus and 4&5 Pilot programs effectively target at-risk students. Students participating in K-3 Plus are more likely to qualify for free or reduced-price lunch and are Hispanic, Native American, and/or English language learners. Of the total 18,227 students served in both the Plus and Pilot programs during the summer of 2018, the composition of students was as follows:

PARTICIPANT ETHNICITY	K-3 PLUS and 4&5 PILOT	STATEWIDE
Target Group	Percentage	Percentage
Hispanic	74.29	61.77
Native American	8.45	10.61
English language learners	24.96	15.24
Special Education	13.14	16.09

Access "Total Students by District with Student Demographics STARS Home" by navigating > STARS Reporting > Public Folders > eScholar Framework - Verify > District and Location Reports > General Reports

Program Requirements

Schools funded through the K-3 Plus and 4&5 Pilot programs are required to recruit, enroll, and fund their students in accordance with statute; assess and instruct their students; and evaluate and report on their programs.

Assessment

Students participating in the K-3 Plus and 4&5 Pilot shall be evaluated at the beginning of participation in the program, and their progress shall be measured through standardized assessments as follows:

- All kindergarten students attending the K-3 Plus program are assessed using the kindergarten observation tool (KOT) during the 25-day program.
- K-3 Plus and 4&5 Pilot schools administer a literacy assessment that is approved by the PED and that measures the acquisition of reading skills, including phonological awareness, phonics, reading fluency, vocabulary, and comprehension.
- The assessments are administered to students participating in the program at the following times: Within the first week of participation in the program; weekly, as on-demand assessments in subtest areas to provide diagnostic information for intervention; and the last week of the program
- K-3 Plus and 4&5 Pilot schools administer the PED-approved Istation assessment to monitor progress between screening assessments to individualize and drive instruction during the extended school year.
- Parents are notified of their child's progress weekly.
- Students in grade three were administered the Transitional Assessment for Mathematics and English Language Arts (TAMELA) This test is a summative assessment that determines student achievement in

Quantitative, standardized assessment is one way for stakeholders to gain an understanding of children’s developmental strengths and needs. Systematic observation is a qualitative assessment tool by which essential cognitive, social, and emotional benchmarks are looked for, noted, and monitored. Together, the Istation assessment and KOT are implemented to create an understanding of our students. From that knowledge, teachers develop deliberate, data-driven, outcome-oriented instructional plans and monitor their students’ progress, watching for gains toward proficiency.

Measuring Learning and Instructional Progress

Instruction

MEASURING LEARNING AND INSTRUCTIONAL PROGRESS DURING THE K-3 PLUS 4&5 PILOT SESSION			
Time Frame	Students	Type of Assessment	Measures
During first five days / Beginning of program (BOP)	All Kindergarten – 5 th grade students	Istation Indicators of Progress (ISIP)	Used as pre-tests to determine students' baseline performance
During the 25 days of program	All Kindergarten students	KOT	Used to help teachers understand children's strengths and areas of need at Kindergarten entry for instructional planning.
Weekly	Students who need intensive support — those scoring at the “Well Below” benchmark	Istation Progress monitoring	Used to monitor high-risk students' progress and adjust instruction
Week 5 / Last week / End of program (EOP)	All Kindergarten – 5 th grade students	Istation Indicators of Progress (ISIP)	Used as post-tests to assess students' progress

- The K-3 Plus and 4&5 Pilot daily schedule for each classroom must show a focus on literacy and math instruction, with an Rtl component for all students in kindergarten through grade five. Daily literacy instruction consists of at least 90 minutes of instructional time for kindergarten students and at least 120 minutes of instructional time for students in grades one through three. Daily math instruction consists of at least 90 minutes of instructional time in kindergarten through grade five. This instruction is based on curriculum that is developmentally appropriate and intentional, using a balance of differentiated instructional strategies. Writing is integrated throughout the curriculum. Kindergarten students are most often instructed through hands-on activities in learning centers.
- Programs use both the district- or school-selected core curriculum and evidence-based intervention programs in alignment with the Common Core State Standards.
- The expectation is that the school implementing the K-3 Plus and 4&5 Pilot programs make every effort to meet the same mandatory class-size requirements as during the school year.
- The school makes every effort to keep the students with their K-3 Plus and 4&5 Pilot teacher into the regular school year.

Evaluation and Reporting

The PED evaluates K-3 Plus programs to determine their effectiveness. All school sites receiving funding must agree to participate in all evaluation activities. As part of the evaluation:

- A school-level, K-3 Plus and 4&5 Pilot class roster file report is provided to the PED through STARS;
- All K-3 Plus and 4&5 Pilot enrollments, reflective of the 15th day, must be reported to the PED by the 18th day of the program;
- Site visits by the PED - reviewing curricula, instructional methods, differentiation, administrative and family involvement, scheduling and assessment practices as well as conducting classroom observations - may also be conducted;
- Assessment data from the state-adopted assessment is available to the PED through Istation; and
- Assessment information is required in report format that includes demographic data. The State may request additional information regarding staffing, endorsements, and licensure levels; program elements; professional development activities; parent involvement activities; and implementation challenges, obstacles, and suggested modifications through the K-3 Plus/4&5 Pilot Reflection Tool.

Application Review/Funding

As per statute, K-3 Plus and 4&5 Pilot programs shall be funded at no less than 30 percent of the unit value per student. Up to two percent of the money received by a school district shall be used for student recruitment and to ensure regular attendance by K-3 Plus and 4&5 Pilot students. Funding for individual school programs shall be based on the number of students who are enrolled on the 15th day of the program and attend at least 10 days of the 25-day program. Districts and charters that are awarded funding for K-3 Plus and 4&5 Pilot programs for the next school year shall be notified by April 15th of the calendar year, per 22-13-28, NMSA 1978.³

Student Enrollment Summary

DNA – Did Not Apply (for 4 & 5 PILOT)		K-3 PLUS				4&5 PILOT			
		PROJECTED FUNDED		FUNDED		PROJECTED			
District/State Charter	School Site	Projected in APP	District Total	Students Funded	District Total	Projected in APP	District Total	Students Funded	District Total
ALAMOGORDO PUBLIC SCHOOLS	TOTAL		305		190		70		28
	Buena Vista Elementary	125		67		DNA		DNA	
	North Elementary	80		60		DNA		DNA	
	Oregon Elementary	100		63		70		28	
ALBUQUERQUE PUBLIC SCHOOLS	TOTAL		5370		3796				
	Adobe Acres Elementary	108		76		DNA		DNA	
	Alameda Elementary	60		39		DNA		DNA	
	Alamosa Elementary	72		39		DNA		DNA	
	Armijo Elementary	77		13		DNA		DNA	
	Atrisco Elementary	77		63		DNA		DNA	
	Barcelona Elementary	108		35		DNA		DNA	
	Bel-Air Elementary	72		60		DNA		DNA	
	Bellehaven Elementary	80		102		DNA		DNA	
	Carlos Rey Elementary	153		115		DNA		DNA	
	Chaparral Elementary	90		77		DNA		DNA	
	Chelwood Elementary	100		84		DNA		DNA	
	Christine Duncan Heritage Elementary	70		59		DNA		DNA	
	Cochiti Elementary	70		26		DNA		DNA	
	Corrales Elementary	80		69		DNA		DNA	
	Dolores Gonzales	130		88		DNA		DNA	
	Duranes Elementary	70		49		DNA		DNA	
	East San Jose Elementary	100		96		DNA		DNA	
	Edmund G Ross Elementary	85		66		DNA		DNA	

District/State Charter	School Site	K-3 PLUS				4&5 PILOT			
		PROJECTED		FUNDED		PROJECTED		FUNDED	
		Projected in APP	District Total	Students Funded	District Total	Projected in APP	District Total	Students Funded	District Total
	Edward Gonzales Elementary	75		41		DNA		DNA	
	El Camino Rael Academy	62		57		DNA		DNA	
	Emerson Elementary	105		48		DNA		DNA	
	Eugene Field Elementary	85		44		DNA		DNA	
	GI Sanchez Elementary	144		84		DNA		DNA	
	Gov. Bent Elementary	80		72		DNA		DNA	
	Helen Cordero Primary	95		121		DNA		DNA	
	Hodgin Elementary	80		68		DNA		DNA	
	Janet Kahn Fine Arts Academy	72		57		DNA		DNA	
	Kirtland Elementary	90		29		DNA		DNA	
	Kit Carson Elementary	72		37		DNA		DNA	
	La Luz Elementary	45		46		DNA		DNA	
	La Mesa Elementary	144		91		DNA		DNA	
	Lavaland Elementary	162		79		DNA		DNA	
	Lew Wallace Elementary	72		50		DNA		DNA	
	Longfellow Elementary	90		71		DNA		DNA	
	Los Ranchos Elementary	60		56		DNA		DNA	
	Lowell Elementary	100		34		DNA		DNA	
	MacArthur Elementary	66		59		DNA		DNA	
	Marie Hughes Elementary	105		90		DNA		DNA	
	Mark Twain	80		38		DNA		DNA	
	Maryann Binford Elementary	130		68		DNA		DNA	
	Matheson Park Elementary	72		40		DNA		DNA	
	Mc Collum Elementary	80		59		DNA		DNA	

District/State Charter	School Site	K-3 PLUS				4&5 PILOT			
		PROJECTED		FUNDED		PROJECTED			
		FUNDED	District Total	Students Funded	District Total	Projected in APP	District Total	Students Funded	District Total
	Mission Ave. Elementary	60		37		DNA		DNA	
	Mitchell Elementary	90		63		DNA		DNA	
	Mountain View Elementary	72		41		DNA		DNA	
	Native American Community Academy	64		50		DNA		DNA	
	Painted Sky Elementary	200		155		DNA		DNA	
	Pajarito Elementary	80		52		DNA		DNA	
	Reginald Chavez Elementary	180		111		DNA		DNA	
	Rudolfo Anaya Elementary	80		54		DNA		DNA	
	Sombra Del Monte Elementary	72		62		DNA		DNA	
	Susie R. Marmon Elementary	125		91		DNA		DNA	
	Tomasita Elementary	80		69		DNA		DNA	
	Valle Vista Elementary	142		83		DNA		DNA	
	Ventana Ranch Elementary	150		206		DNA		DNA	
	Wherry Elementary	100		60		DNA		DNA	
	William W. & Josephine Dorn Charter	35		14		DNA		DNA	
	Zuni Elementary	72		53		DNA		DNA	
ARTESIA PUBLIC SCHOOLS	TOTAL		337		337*		25		11
	Central Elementary	36		29		DNA		DNA	
	Grand Heights Early Elementary	75		145		DNA		DNA	
	Hermosa Elementary	53		37		DNA		DNA	
	Roselawn Elementary	40		47		25		11	
	Yeso Elementary	76		63		DNA		DNA	
	Yucca Elementary	57		31		DNA		DNA	

*The maximum number of funded students for districts is the number of students projected in the application.

		K-3 PLUS				4&5 PILOT			
		PROJECTED FUNDED	FUNDED	FUNDED	FUNDED	PROJECTED	FUNDED	FUNDED	FUNDED
District/State Charter	School Site	Projected in APP	District Total	Students Funded	District Total	Projected in APP	District Total	Students Funded	District Total
BELEN CONSOLIDATED SCHOOLS	TOTAL		239		159				
	Dennis Chavez Elementary	58		38		DNA		DNA	
	Gil Sanchez	50		37		DNA		DNA	
	H.T. Jaramillo Elementary	84		55		DNA		DNA	
	La Promesa Elementary	47		29		DNA		DNA	
BERNALILLO PUBLIC SCHOOLS	TOTAL		345		236				
	Algodones Elementary	50		38		DNA		DNA	
	Cochiti Elementary	65		36		DNA		DNA	
	Santo Domingo Elementary	75		62		DNA		DNA	
	W.D. Carroll Elementary	155		100		DNA		DNA	
BLOOMFIELD INDEPENDENT SCHOOLS	TOTAL		150		121		100		53
	Central Primary	150		121					
	Naaba Ani Elementary					100		53	
CARLSBAD MUNICIPAL SCHOOLS	TOTAL		343		322				
	Craft Elementary	42		14		DNA		DNA	
	Desert Willow Elementary	54		53		DNA		DNA	
	Early Childhood Education Center	85		111		DNA		DNA	
	Joe Stanley Smith Elementary	54		42		DNA		DNA	
	Ocotillo	54		65		DNA		DNA	
	Sunset Elementary	54		37		DNA		DNA	
CARRIZOZO PUBLIC SCHOOLS	TOTAL		22		21		17		17*
	Carrizozo Elementary	22		21					
	Carrizozo Middle							19	

*The maximum number of funded students for districts is the number of students projected in the application.

		K-3 PLUS				4&5 PILOT			
		PROJECTED FUNDED		FUNDED		PROJECTED			
District/State Charter	School Site	Projected in APP	District Total	Students Funded	District Total	Projected in APP	District Total	Students Funded	District Total
CHAMA VALLEY INDEPENDENT SCHOOLS	TOTAL		40		26				
	Tierra Amarilla	15		7		DNA		DNA	
	Chama Valley	25		19		DNA		DNA	
CLOVIS MUNICIPAL SCHOOLS	TOTAL		257		187		150		81
	Arts Academy at Bella Vista	102		72		60		33	
	Cameo Elementary					DNA		DNA	
	Highland Elementary					DNA		DNA	
	James Bickley Elementary	102		86		60		40	
	La Casita Elementary					DNA		DNA	
	Lockwood	53		29		30		8	
	Parkview Elementary					DNA		DNA	
	Sandia Elementary					DNA		DNA	
COBRE CONSOLIDATED SCHOOLS	TOTAL		171		147		87		64
	Bayard Elementary	56		48		27		22	
	Central Elementary	57		46		31		14	
	Hurley Elementary	47		43		21		22	
	San Lorenzo Elementary	11		10		8		6	
CORAL COMMUNITY CHARTER	TOTAL		60		60*		20		10
	Coral Community Charter School	60		80		20		10	
CUBA INDEPENDENT SCHOOLS	TOTAL		70		33				
	Cuba Elementary	70		33		DNA		DNA	
DEMING PUBLIC SCHOOLS	TOTAL		971		693		438		378

*The maximum number of funded students for districts is the number of students projected in the application.

		K-3 PLUS				4&5 PILOT			
		PROJECTED FUNDED		FUNDED		PROJECTED			
District/State Charter	School Site	Projected in APP	District Total	Students Funded	District Total	Projected in APP	District Total	Students Funded	District Total
	Bataan Elementary	100		80		40		34	
	Bell Elementary	60		63		30		16	
	Chaparral Elementary	140		88		48		46	
	Columbus Elementary	340		289		200		224	
	Memorial Elementary	220		95		80		34	
	Ruben S. Torres Elementary	111		78		40		24	
DEXTER CONSOLIDATED SCHOOLS	TOTAL		100		97		40		40*
	Dexter Elementary	100		97		40		44	
DULCE INDEPENDENT SCHOOLS	TOTAL		80		65		24		23
	Dulce Elementary	80		65		24		23	
ESPANOLA PUBLIC SCHOOLS	TOTAL		380		329		84		75
	Abiquiu Elementary	28		14		DNA		DNA	
	Alcalde Elementary	42		27		DNA		DNA	
	Chimayo Elementary	28		35		DNA		DNA	
	Eutimio Salazar Elementary	64		51		28		19	
	Hernandez Elementary	26		18		DNA		DNA	
	James Rodriguez Elementary	64		59		28		30	
	Los Niños Kindergarten	18		30		DNA		DNA	
	San Juan Elementary	64		45		28		26	
	Tony Quintana Elementary	28		29		DNA		DNA	
	Velarde Elementary	18		21		DNA		DNA	
EUNICE PUBLIC SCHOOLS	TOTAL		90		70		30		26
	Mettie Jordan Elementary	90		70		30		26	

*The maximum number of funded students for districts is the number of students projected in the application.

		K-3 PLUS				4&5 PILOT			
		PROJECTED FUNDED		FUNDED		PROJECTED			
District/State Charter	School Site	Projected in APP	District Total	Students Funded	District Total	Projected in APP	District Total	Students Funded	District Total
FORT SUMNER MUNICIPAL SCHOOLS	TOTAL		40		40*				
	Fort Sumner Elementary	40		41		DNA		DNA	
GADSDEN INDEPENDENT SCHOOLS	TOTAL		1447		1196		312		312*
	Anthony Elementary	114		117		36		52	
	Berino Elementary	88		52		DNA		DNA	
	Chaparrel Elementary	100		67		DNA		DNA	
	Desert Trail Elementary	88		75		36		24	
	Desert View Elementary	84		89		30		45	
	Gadsden Elementary	92		79		30		28	
	La Union Elementary	80		71		30		20	
	Loma Linda Elementary	64		71		30		25	
	Mesquite Elementary	76		54		DNA		DNA	
	North Valley Elementary	71		53		30		22	
	Riverside Elementary	134		102		DNA		DNA	
	Santa Teresa Elementary	92		84		DNA		DNA	
	Sunland Park Elementary	64		37		20		1	
	Sunrise Elementary	124		72		30		36	
	Vado Elementary	100		83		40		28	
	Yucca Heights Elementary	76		90		DNA		36	
GALLUP-MCKINLEY COUNTY SCHOOLS	TOTAL		804		800		44		44*
	Catherine A. Miller	46		47		15		22	
	Chee Dodge Elementary	48		36		DNA		DNA	
	Crownpoint Elementary	65		58		15		26	

*The maximum number of funded students for districts is the number of students projected in the application.

District/State Charter	School Site	K-3 PLUS				4&5 PILOT			
		PROJECTED		FUNDED		PROJECTED			
		FUNDED							
		Projected in APP	District Total	Students Funded	District Total	Projected in APP	District Total	Students Funded	District Total
	David Skeet Elementary	43		28		DNA		DNA	
	Del Norte Elementary	94		70		DNA		DNA	
	Jefferson Elementary	50		51		DNA		DNA	
	Lincoln Elementary	45		56		DNA		DNA	
	Navajo Elementary	33		22		DNA		DNA	
	Ramah Elementary	41		42		DNA		DNA	
	Red Rock Elementary	48		51		DNA		DNA	
	Rocky View Elementary	40		39		DNA		DNA	
	Roosevelt Elementary	38		35		DNA		DNA	
	Stage Coach Elementary	67		63		DNA		DNA	
	Thoreau Elementary	39		41		DNA		DNA	
	Tobe Turpen Elementary	60		57		14		32	
	Tohatchi Elementary	45		53		DNA		DNA	
	Twin Lakes Elementary	48		51		DNA		DNA	
GRANTS-CIBOLA COUNTY SCHOOLS	TOTAL		240		206				
	Cubero Elementary	60		56		DNA		DNA	
	Mesa View Elementary	65		56		DNA		DNA	
	Milan Elementary	55		47		DNA		DNA	
	Mt. Taylor Elementary	60		47		DNA		DNA	
HAGERMAN MUNICIPAL SCHOOLS	TOTAL		70		50		25		25*
	Hagerman Elementary	70		50		25		30	
HATCH VALLEY PUBLIC SCHOOLS	TOTAL		537				185		157
	Garfield Elementary	59		51		DNA		DNA	
	Hatch Valley Elementary	208		180		DNA		DNA	

*The maximum number of funded students for districts is the number of students projected in the application.

		K-3 PLUS				4&5 PILOT			
		PROJECTED FUNDED	DISTRICT	STUDENTS	DISTRICT	PROJECTED	DISTRICT	STUDENTS	DISTRICT
District/State Charter	School Site	in APP	Total	Funded	Total	in APP	Total	Funded	Total
	Rio Grande Elementary	270		62		185		157	
HOBBS MUNICIPAL SCHOOLS	TOTAL		204		143		86		59
	Edison Elementary	48		16		15		15	
	Jefferson Elementary	60		65		20		9	
	Southern Heights Elementary	48		29		36		14	
	Will Rogers Elementary	48		33		15		21	
JEMEZ MOUNTAIN PUBLIC SCHOOLS	TOTAL		36		26				
	Gallina Elementary	36		12		DNA		DNA	
	Lybrook Elementary	36		14		DNA		DNA	
JEMEZ VALLEY PUBLIC SCHOOLS	TOTAL		40		35				
	Jemez Valley Elementary	40		35		DNA		DNA	
LA PROMESA EARLY LEARNING CENTER	TOTAL		216		173				
	La Promesa Early Learning Center	216		173		DNA		DNA	
LAS CRUCES PUBLIC SCHOOLS	TOTAL		2447		2140				
	Alameda Elementary	120		94		DNA		DNA	
	Booker T. Washington Elementary	135		52		DNA		DNA	
	Central Elementary	80		79		DNA		DNA	
	Cesar Chavez Elementary	150		166		DNA		DNA	
	Columbia Elementary	100		111		DNA		DNA	
	Conlee Elementary	160		107		DNA		DNA	
	Doña Ana Elementary	112		79		DNA		DNA	
	East Picacho Elementary	160		141		DNA		DNA	
	Hermosa Heights Elementary	80		83		DNA		DNA	



District/State Charter	School Site	K-3 PLUS				4&5 PILOT			
		PROJECTED		FUNDED		PROJECTED			
		FUNDED	District Total	Students Funded	District Total	Projected in APP	District Total	Students Funded	District Total
	Jornada Elementary	120		114		DNA		DNA	
	Loma Heights Elementary	140		114		DNA		DNA	
	MacArthur Elementary	120		92		DNA		DNA	
	Mesilla Elementary	80		78		DNA		DNA	
	Mesilla Park Elementary	160		130		DNA		DNA	
	Monte Vista Elementary	140		135		DNA		DNA	
	Sonoma Elementary	40		224		DNA		DNA	
	Sunrise Elementary	120		43		DNA		DNA	
	Tombaugh Elementary	120		130		DNA		DNA	
	University Hills Elementary	100		102		DNA		DNA	
	Valley View Elementary	210		66		DNA		DNA	
LAS VEGAS CITY SCHOOLS	TOTAL		156		111		60		21
	Sierra Vista (combined with Los Niños ES)	156		111		60		21	
	Los Niños Elementary					DNA		DNA	
LORDSBURG MUNICIPAL SCHOOLS	TOTAL		90		84				
	R.V. Taylor Elementary	90		84		DNA		DNA	
LOS LUNAS PUBLIC SCHOOLS	TOTAL		430		408				
	Ann Parish Elementary	96		95		DNA		DNA	
	Desert View Elementary	90		88		DNA		DNA	
	Los Lunas Elementary	85		76		DNA		DNA	
	Peralta Elementary	40		38		DNA		DNA	
	Raymond Gabaldon Elementary	82		78		DNA		DNA	
	Tome Elementary	37		33		DNA		DNA	

		K-3 PLUS				4&5 PILOT			
		PROJECTED FUNDED	FUNDED	FUNDED	FUNDED	PROJECTED	PROJECTED	PROJECTED	PROJECTED
District/State Charter	School Site	Projected in APP	District Total	Students Funded	District Total	Projected in APP	District Total	Students Funded	District Total
LOVING MUNICIPAL SCHOOLS	TOTAL		54		54*		20		20*
	Loving Elementary	54		69		20		29	
LOVINGTON MUNICIPAL SCHOOLS	TOTAL		132		98				
	Ben Alexander Elementary	46		32		DNA		DNA	
	Jefferson Elementary	46		31		DNA		DNA	
	Lea Elementary	40		35		DNA		DNA	
MAXWELL MUNICIPAL SCHOOLS	TOTAL		12		11				
	Maxwell Elementary	12		11		DNA		DNA	
MORA INDEPENDENT SCHOOLS	TOTAL		48		20				
	Mora Elementary	48		20		DNA			
NORTH VALLEY ACADEMY	TOTAL		66		66*		30		20
	North Valley Academy	66		70		30		20	
PECOS INDEPENDENT SCHOOLS	TOTAL		61		59		24		17
	Pecos Elementary	61		59		24		17	
POJOAQUE VALLEY PUBLIC SCHOOLS	TOTAL		108		77				
	Pablo Roybal Elementary	108		77		DNA		DNA	
QUESTA INDEPENDENT SCHOOLS	TOTAL		45		38				
	Alta Vista Elementary	45		38		DNA		DNA	
ROSWELL INDEPENDENT SCHOOLS	TOTAL		1513		1356		647		585
	Berrendo Elementary	122		120		74		53	

*The maximum number of funded students for districts is the number of students projected in the application.

		K-3 PLUS				4&5 PILOT			
		PROJECTED FUNDED		FUNDED		PROJECTED			
District/State Charter	School Site	Projected in APP	District Total	Students Funded	District Total	Projected in APP	District Total	Students Funded	District Total
	Del Norte Elementary	155		134		50		60	
	East Grand Plains Elementary	72		72		30		23	
	El Capitan Elementary	116		95		64		40	
	Military Heights Elementary	119		111		55		67	
	Missouri Avenue Elementary	120		102		30		47	
	Monterey Elementary	150		126		68		48	
	Nancy Lopez Elementary	119		58		30		33	
	Pecos Elementary	120		110		64		44	
	Sunset Elementary	100		100		77		45	
	Valley View Elementary	200		212		75		81	
	Washington Avenue Elementary	120		116		30		44	
RUIDOSO MUNICIPAL SCHOOLS	TOTAL		91		91*				
	Sierra Primary Elementary	91		102		DNA		DNA	
SANTA FE PUBLIC SCHOOLS	TOTAL		1098		839				
	Aspen Community Magnet School	144		107		DNA		DNA	
	Cesar Chavez Elementary	108		88		DNA		DNA	
	Chaparral Elementary	198		160		DNA		DNA	
	EJ Martinez Elementary	90		67		DNA		DNA	
	El Camino Rael Academy Community	108		102		DNA		DNA	
	Nina Otero Community School	108		88		DNA		DNA	
	RM Sweeney Elementary	126		106		DNA		DNA	
	Ramirez Thomas Elementary	108		83		DNA		DNA	
	Salazar Elementary	108		38		DNA		DNA	

*The maximum number of funded students for districts is the number of students projected in the application.

District/State Charter	School Site	K-3 PLUS				4&5 PILOT			
		PROJECTED		FUNDED		PROJECTED			
		FUNDED							
		Projected in APP	District Total	Students Funded	District Total	Projected in APP	District Total	Students Funded	District Total
SILVER CONSOLIDATED SCHOOLS	TOTAL		110		61				
	G.W. Stout	110		61		DNA		DNA	
SOCORRO CONSOLIDATED SCHOOLS	TOTAL		80		58		48		24
	Parkview Elementary	80		58		48		24	
TAOS MUNICIPAL SCHOOLS	TOTAL		220		189				
	Enos Garcia Elementary	125		112		DNA		DNA	
	Rancho de Taos Elementary	95		77		DNA		DNA	
TRUTH OR CONSEQUENCES MUNICIPAL SCHOOLS	TOTAL		135		111		50		39
	Arrey Elementary	35		29		DNA		DNA	
	Sierra Elementary					50		39	
	Truth or Consequences Elementary	100		82		DNA		DNA	
TURQUOISE TRAIL CHARTER SCHOOL	TOTAL		100		89		40		40*
	Turquoise Trail Charter	100		89		40		46	
WAGON MOUND PUBLIC SCHOOLS	TOTAL		10		10*		11		11*
	Wagon Mound Elementary	10		12		11		12	
WEST LAS VEGAS PUBLIC SCHOOLS	TOTAL		140		89				
	Don Cecilio Martinez Elementary	60		36		DNA		DNA	
	Luis E. Armijo Elementary	80		53		DNA		DNA	

*The maximum number of funded students for districts is the number of students projected in the application.

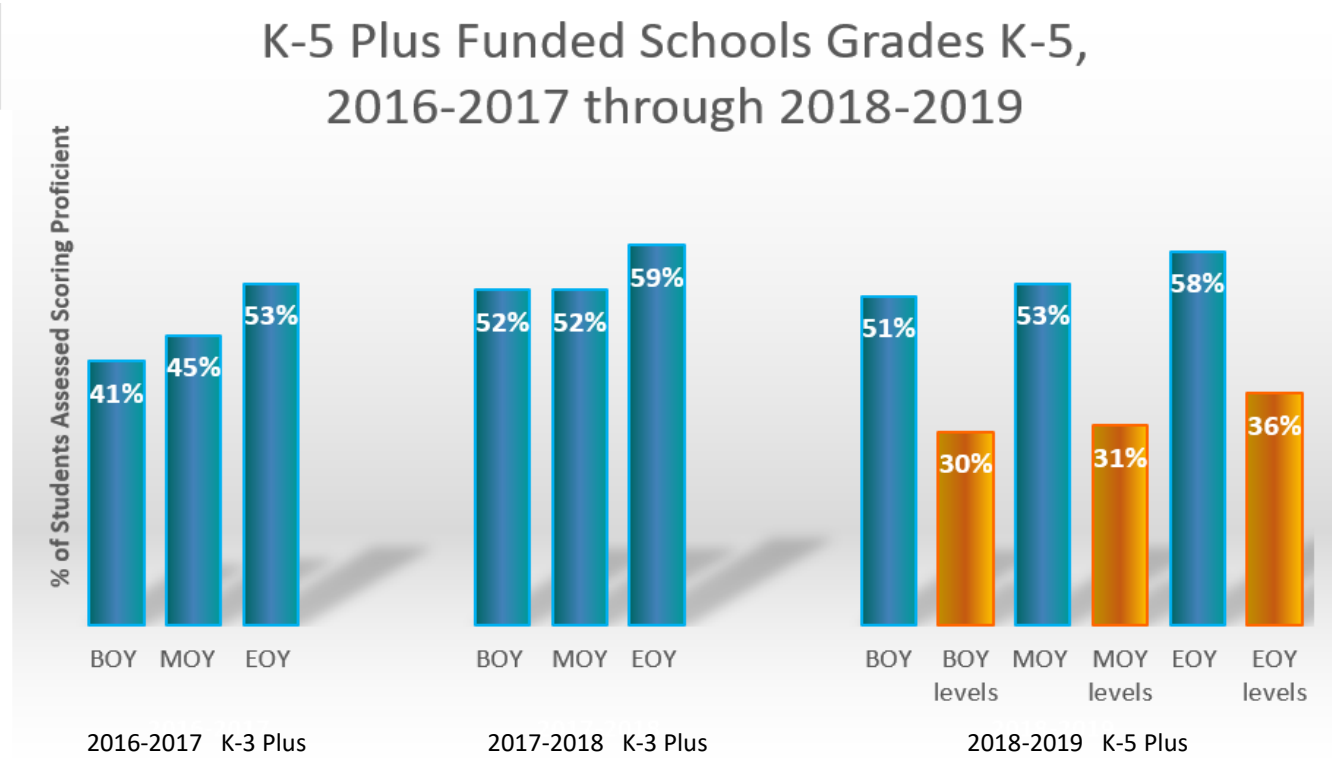
Assessment Results

The state-adopted literacy assessment implemented also for students participating in K-3 Plus and K-3 Plus 4&5 PILOT in kindergarten and grades one through five consists of three benchmark assessments (BOY, MOY, and EOY) and progress monitoring assessments are encouraged on a monthly basis for students on levels 1, 2, and 3. Over a three-year period, the literacy assessment data indicates that there is an increase in student assessment scores in kindergarten through grade five, from the beginning of the year (BOY) to the end of year (EOY). This means that there are more students scoring in the benchmark range (on grade level) by the end of the year.

Literacy results for K-3 Plus funded schools from the school year 2016-2017 through the school year 2018-2019 are provided below. The 4&5 Pilot was implemented for the first time for the 2018-2019 school year. The state of New Mexico implemented the new literacy assessment tool, Istation Indicator of Progress (ISIP) beginning in August 2016.

Previously, proficiency was measured in three tiers (Tier 3 0-19%, Tier 2 20-39% and Tier 1 – 40-100%). In an effort to align the proficiency designation with other state assessment reporting practices, the Istation was begun to be reported also in levels. (Level 1: At or below the 20th percentile rank; Level 2: At or below the 40th percentile rank; Level 3: At or below the 60th percentile rank; Level 4: At or below the 80th percentile rank; Level 5: Above the 80th percentile rank.). For the 2018-2019 school year, only students achieving Level 4 and 5 are considered proficient. **Thus, the group scoring at or below the 60th percentile rank is no longer considered proficient.**

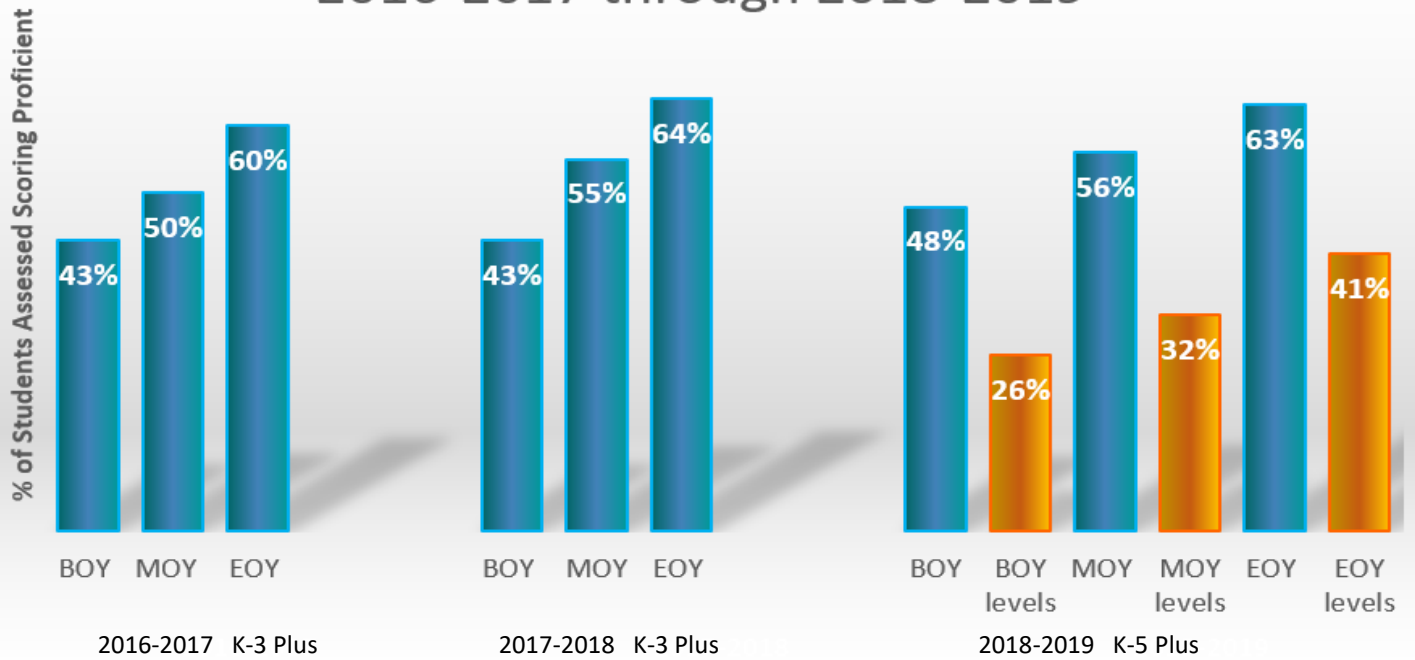
Comparing the percentage growth of the proficiency categories from Beginning of Year (BOY) to End of Year (EOY) is corresponding or better.



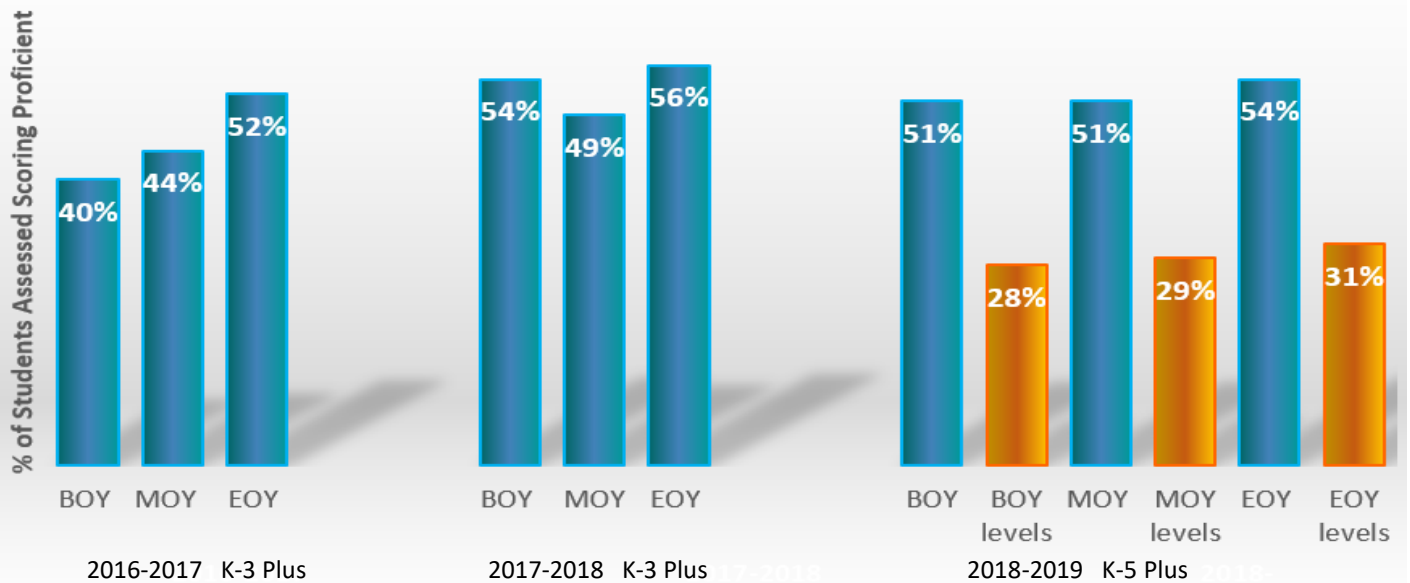
■ Achievement measured in 3 Tiers (Tier 3 0-19%, Tier 2 20-39% and Tier 1 – 40-100% - Tier 1 considered proficient).

■ Achievement measured in 5 levels (Level 1: At or below 20%; Level 2: At or below 40%; Level 3: At or below 60%; Level 4: At or below 80%; Level 5: Above 80% - Levels 4&5 considered proficient).

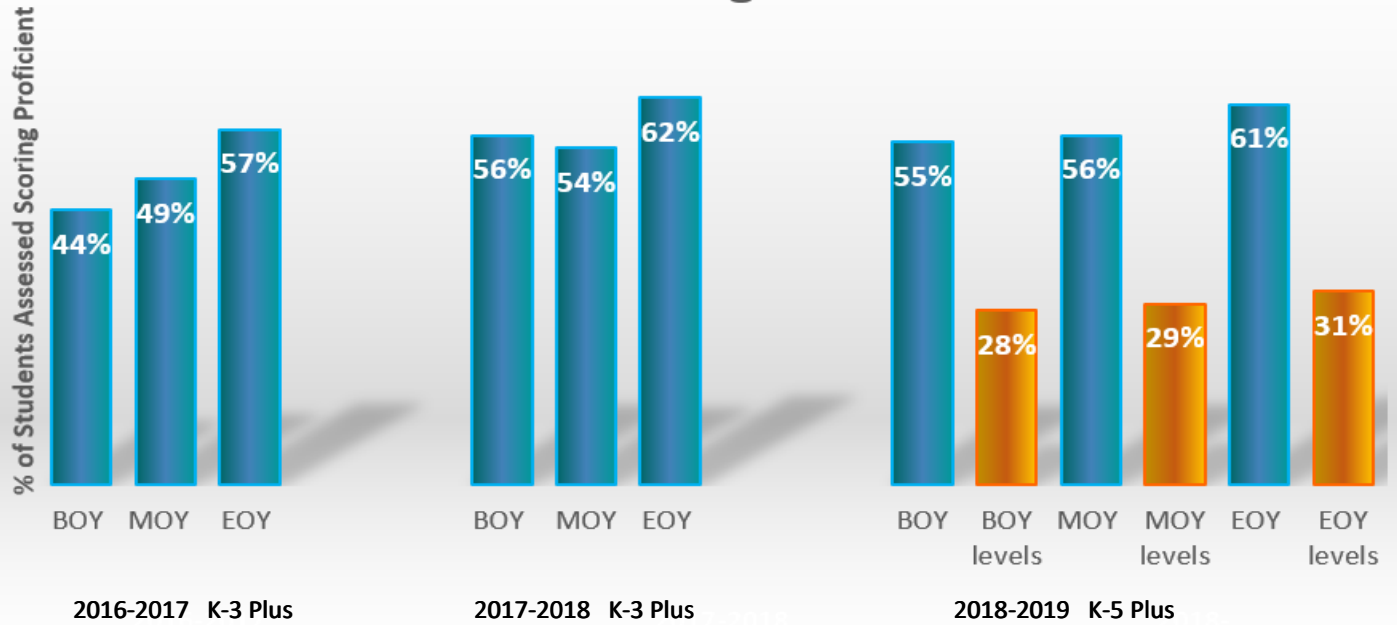
K-5 Plus Funded Kindergarten Achieving Proficiency, 2016-2017 through 2018-2019



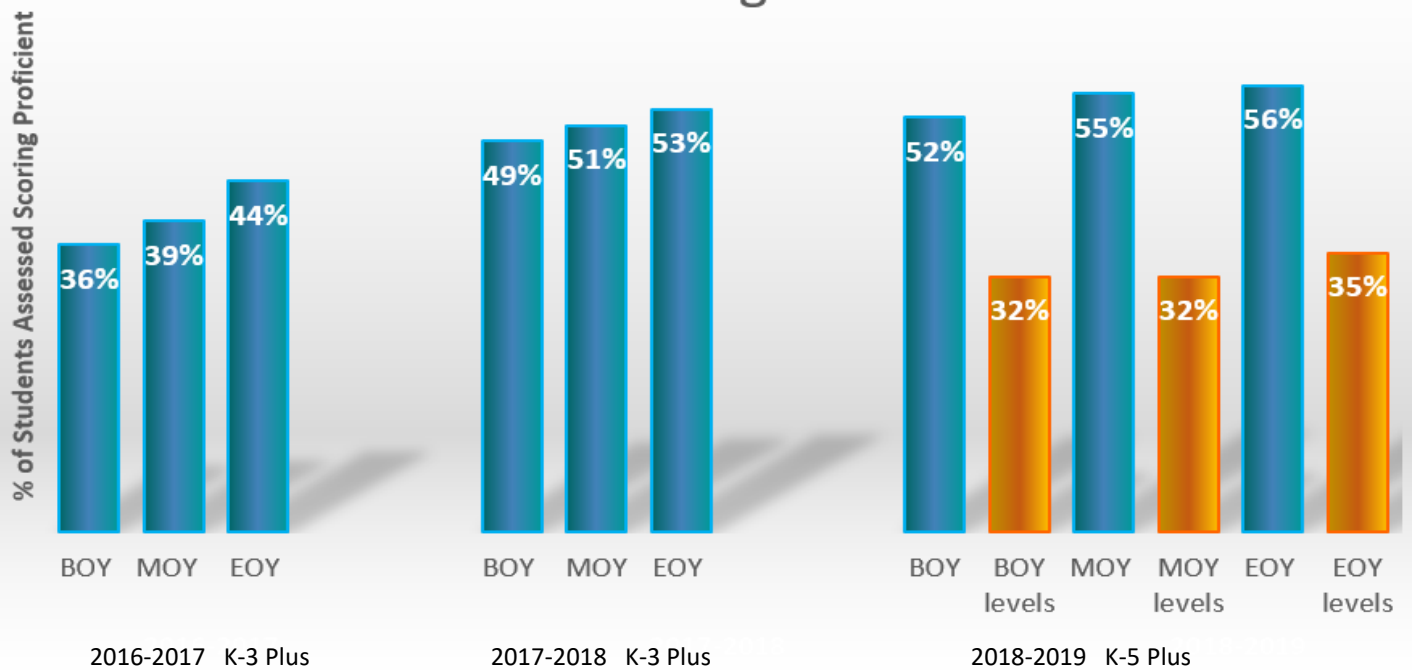
K-5 Plus Funded First Grade Achieving Proficiency, 2016-2017 through 2018-2019



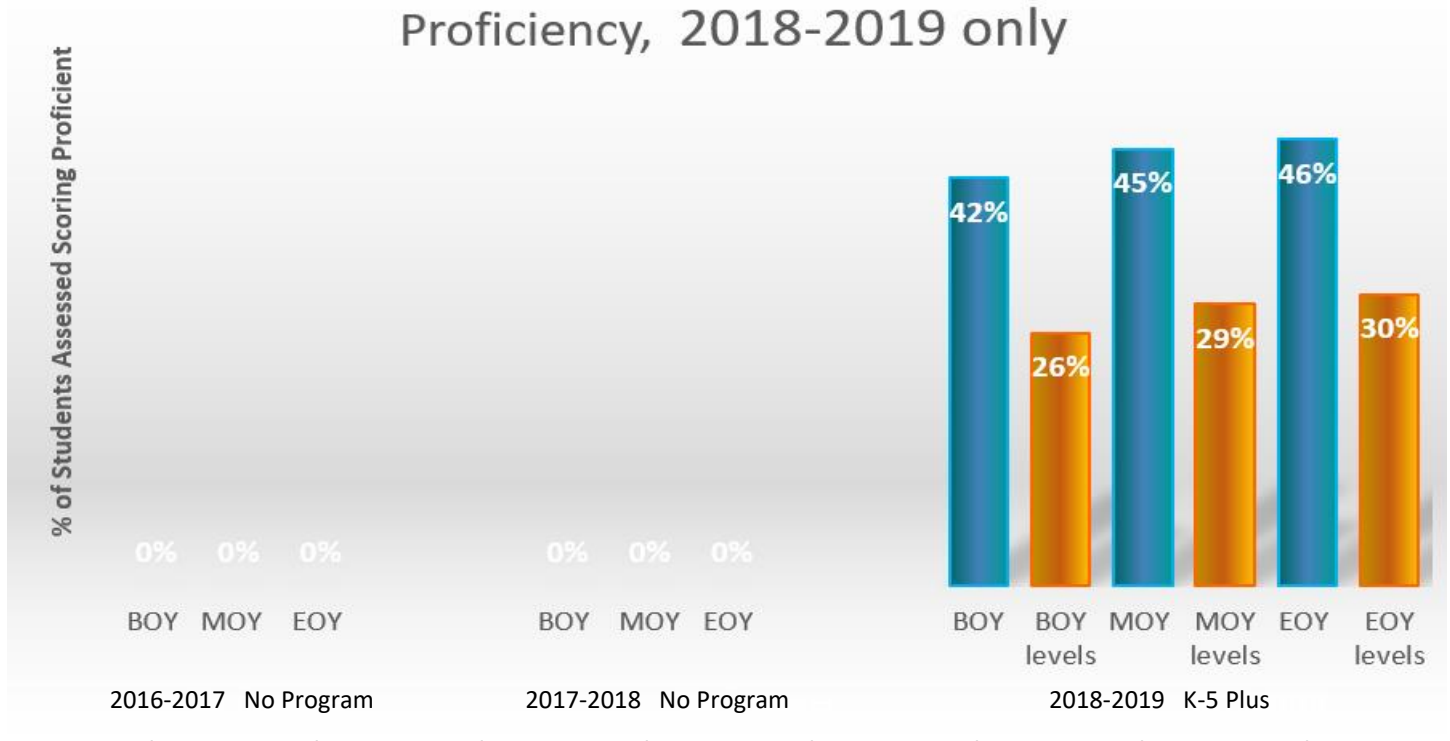
K-5 Plus Funded Second Grade Achieving Proficiency, 2016-2017 through 2018-2019



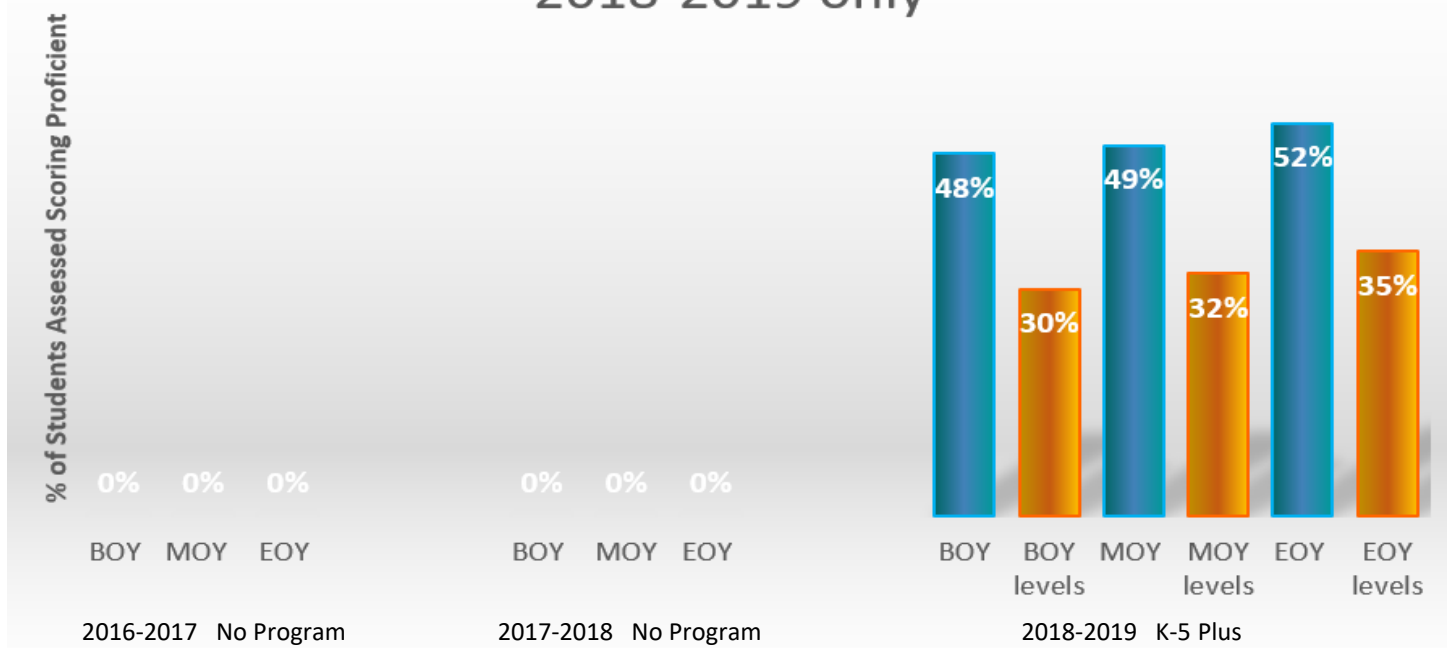
K-5 Plus Funded Third Grade Achieving Proficiency, 2016-2017 through 2018-2019



K-5 Plus Funded Fourth Grade Achieving Proficiency, 2018-2019 only



K-5 Plus Funded Fifth Grade Achieving Proficiency, 2018-2019 only



Kindergarten Observation Tool (KOT)

As part of our comprehensive plan to ensure that all New Mexico students have the opportunity to succeed in school, the Kindergarten Observation Tool (KOT) was developed to help teachers better understand a child's strength in learning, well-being, social development, and conceptual understanding at the beginning of school.

In 2018, all New Mexico public schools, charter schools and K-3 Plus kindergarten programs implemented the KOT within the first 30 days of this school year, with all final data being submitted by October 15, 2018.

This accomplishment includes:

- 1,189 teachers completed their participation in the KOT; and
- 18,619 students statewide had Final Ratings submitted.

Additionally, key improvements to the KOT Application (KOTA) and its server were made prior to full implementation based on field test participants' feedback. Data from KOT field testing was used to conduct a set of further analyses and validation. One area that continues to be a focus for ensuring the KOT positively impacts early learning throughout the state is communication with stakeholders. We learned from this implementation that, while we focused intensely on communicating directly with teachers in the field, we failed to do so with the school and district leaders who are also affected by the KOT. Teachers requested more intentional training and communication with principals and district leaders. Informing the leaders about the purpose and structure of the KOT would further support the teachers in the field administering the KOT in their classrooms.

The KOT team recognizes that sustainability will be essential for the KOT to remain a positive force in early childhood education in the state of New Mexico. Without fidelity to the proper administration of the KOT, the data runs the risk of being invalid.

TAMELA Results (formerly PARCC)

2018 – 2019 School Year Results

The following results are for K-3 Plus third graders and 4&5 Pilot participating schools. Scores include the Transitional Assessment for Mathematics and English Language Arts (TAMELA) composite results only; they do not include Spanish LA or alternative assessments. Students are considered proficient with a TAMELA score of 4 or 5.

DNP – Did Not Participate (in 4 & 5 PILOT)		Third Grade		Fourth Grade		Fifth Grade	
District/State Charter	School Site	ELA % Proficient and Above	MATH % Proficient and Above	ELA % Proficient and Above	MATH % Proficient and Above	ELA % Proficient and Above	MATH % Proficient and Above
ALAMOGORDO PUBLIC SCHOOLS							
	Buena Vista Elementary	42.1	39.5	DNP	DNP	DNP	DNP
	North Elementary	17.0	14.9	DNP	DNP	DNP	DNP
	Oregon Elementary	13.0	17.4	27.3	13.6	36.0	16.0
ALBUQUERQUE PUBLIC SCHOOLS							
	Adobe Acres Elementary	8.5	9.8	DNP	DNP	DNP	DNP
	Alameda Elementary	5.1	20.0	DNP	DNP	DNP	DNP
	Alamosa Elementary	7.9	11.8	DNP	DNP	DNP	DNP
	Armijo Elementary	5.9	16.3	DNP	DNP	DNP	DNP
	Atrisco Elementary	17.4	16.7	DNP	DNP	DNP	DNP
	Barcelona Elementary	1.8	10.3	DNP	DNP	DNP	DNP
	Bel-Air Elementary	2.6	10.5	DNP	DNP	DNP	DNP
	Bellehaven Elementary	6.8	25.4	DNP	DNP	DNP	DNP
	Carlos Rey Elementary	13.1	16.7	DNP	DNP	DNP	DNP
	Chaparral Elementary	16.1	22.5	DNP	DNP	DNP	DNP
	Chelwood Elementary	16.9	27.7	DNP	DNP	DNP	DNP
	Christine Duncan Heritage Elementary	5.1	16.7	DNP	DNP	DNP	DNP
	Cochiti Elementary	18.0	20.0	DNP	DNP	DNP	DNP
	Corrales Elementary	24.7	52.1	DNP	DNP	DNP	DNP

District/State Charter	School Site	Third Grade		Fourth Grade		Fifth Grade	
		ELA % Proficient and Above	MATH % Proficient and Above	ELA % Proficient and Above	MATH % Proficient and Above	ELA % Proficient and Above	MATH % Proficient and Above
	Dolores Gonzales	19.0	18.9	DNP	DNP	DNP	DNP
	Duranes Elementary	6.5	3.3	DNP	DNP	DNP	DNP
	East San Jose Elementary	18.0	30.2	DNP	DNP	DNP	DNP
	Edmund G Ross Elementary	21.3	28.8	DNP	DNP	DNP	DNP
	Edward Gonzales Elementary	9.6	13.9	DNP	DNP	DNP	DNP
	El Camino Real Academy	17.1	11.4	DNP	DNP	DNP	DNP
	Emerson Elementary	2.2	12.5	DNP	DNP	DNP	DNP
	Eugene Field Elementary	8.7	10.0	DNP	DNP	DNP	DNP
	GI Sanchez Elementary	6.7	15.5	DNP	DNP	DNP	DNP
	Gov. Bent Elementary	6.2	15.5	DNP	DNP	DNP	DNP
	Helen Cordero Primary*	N/A	N/A	N/A	N/A	N/A	N/A
	Hodgin Elementary	9.8	20.7	DNP	DNP	DNP	DNP
	Janet Kahn Fine Arts Academy	24.2	18.2	DNP	DNP	DNP	DNP
	Kirtland Elementary	14.3	14.3	DNP	DNP	DNP	DNP
	Kit Carson Elementary	6.7	12.9	DNP	DNP	DNP	DNP
	La Luz Elementary	8.7	4.2	DNP	DNP	DNP	DNP
	La Mesa Elementary	7.7	14.7	DNP	DNP	DNP	DNP
	Lavaland Elementary	5.6	8.9	DNP	DNP	DNP	DNP
	Lew Wallace Elementary	23.5	18.2	DNP	DNP	DNP	DNP
	Longfellow Elementary	9.1	27.3	DNP	DNP	DNP	DNP
	Los Ranchos Elementary	14.3	24.5	DNP	DNP	DNP	DNP
	Lowell Elementary	0.0	5.6	DNP	DNP	DNP	DNP
	MacArthur Elementary	18.8	34.4	DNP	DNP	DNP	DNP
	Marie Hughes Elementary	17.6	18.9	DNP	DNP	DNP	DNP
	Mark Twain	19.4	16.2	DNP	DNP	DNP	DNP

*No member of the student population at this campus is of testing age for the TAMELA.

District/State Charter	School Site	Third Grade		Fourth Grade		Fifth Grade	
		ELA % Proficient and Above	MATH % Proficient and Above	ELA % Proficient and Above	MATH % Proficient and Above	ELA % Proficient and Above	MATH % Proficient and Above
	Maryann Binford Elementary	12.5	21.9	DNP	DNP	DNP	DNP
	Matheson Park Elementary	18.8	21.9	DNP	DNP	DNP	DNP
	McCollum Elementary	26.9	28.8	DNP	DNP	DNP	DNP
	Mission Ave. Elementary	8.3	27.1	DNP	DNP	DNP	DNP
	Mitchell Elementary	19.0	24.1	DNP	DNP	DNP	DNP
	Mountain View Elementary	0.0	7.5	DNP	DNP	DNP	DNP
	Native American Community Academy	18.2	13.6	N/A	N/A	N/A	N/A
	Painted Sky Elementary	10.5	9.3	DNP	DNP	DNP	DNP
	Pajarito Elementary	2.4	9.8	DNP	DNP	DNP	DNP
	Reginald Chavez Elementary	2.8	5.6	DNP	DNP	DNP	DNP
	Rudolfo Anaya Elementary	13.2	17.4	DNP	DNP	DNP	DNP
	Sombra Del Monte Elementary	20.4	26.5	DNP	DNP	DNP	DNP
	Susie R. Marmon Elementary	6.7	11.1	DNP	DNP	DNP	DNP
	Tomasita Elementary	13.6	23.9	DNP	DNP	DNP	DNP
	Valle Vista Elementary	8.1	10.2	DNP	DNP	DNP	DNP
	Ventana Ranch Elementary	29.9	47.0	DNP	DNP	DNP	DNP
	Wherry Elementary	4.8	12.5	DNP	DNP	DNP	DNP
	William W. & Josephine Dorn Charter	0.0	0.0	DNP	DNP	DNP	DNP
	Zuni Elementary	24.1	34.5	DNP	DNP	DNP	DNP
ARTESIA PUBLIC SCHOOLS							
	Central Elementary	36.8	44.0	DNP	DNP	DNP	DNP
	Grand Heights Early Elementary*	N/A	N/A	N/A	N/A	N/A	N/A
	Hermosa Elementary	28.4	41.8	DNP	DNP	DNP	DNP
	Roselawn Elementary	36.0	61.5	53.8	51.3	29.6	44.4

*No member of the student population at this campus is of testing age for the TAMELA.

District/State Charter	School Site	Third Grade		Fourth Grade		Fifth Grade	
		ELA % Proficient and Above	MATH % Proficient and Above	ELA % Proficient and Above	MATH % Proficient and Above	ELA % Proficient and Above	MATH % Proficient and Above
	Yeso Elementary	36.3	44.0	DNP	DNP	DNP	DNP
	Yucca Elementary	36.2	39.7	DNP	DNP	DNP	DNP
BELEN CONSOLIDATED SCHOOLS							
	Dennis Chavez Elementary	20.0	23.3	DNP	DNP	DNP	DNP
	Gil Sanchez	51.6	54.8	DNP	DNP	DNP	DNP
	H.T. Jaramillo Elementary	14.9	29.4	N/A	N/A	N/A	N/A
	La Promesa Elementary	7.7	10.0	DNP	DNP	DNP	DNP
BERNALILLO PUBLIC SCHOOLS							
	Algodones Elementary	2.6	7.9	DNP	DNP	N/A	N/A
	Cochiti Elementary	6.5	9.7	DNP	DNP	DNP	DNP
	Santo Domingo Elementary	4.9	4.9	DNP	DNP	DNP	DNP
	W.D. Carroll Elementary *	N/A	N/A	N/A	N/A	N/A	N/A
BLOOMFIELD INDEPENDENT SCHOOLS							
	Central Primary	15.4	25.8	N/A	N/A	N/A	N/A
	Naaba Ani Elementary	N/A	N/A	23.9	22.1	15.8	8.9
CARLSBAD MUNICIPAL SCHOOLS							
	Craft Elementary	23.1	14.0	DNP	DNP	DNP	DNP
	Desert Willow Elementary	29.3	32.0	DNP	DNP	DNP	DNP
	Early Childhood Education Center*	N/A	N/A	N/A	N/A	N/A	N/A
	Joe Stanley Smith Elementary	26.9	20.9	DNP	DNP	DNP	DNP
	Ocotillo	53.4	50.0	DNP	DNP	DNP	DNP
	Sunset Elementary	32.1	19.0	DNP	DNP	DNP	DNP

*No member of the student population at this campus is of testing age for the TAMELA.

District/State Charter	School Site	Third Grade		Fourth Grade		Fifth Grade	
		ELA % Proficient and Above	MATH % Proficient and Above	ELA % Proficient and Above	MATH % Proficient and Above	ELA % Proficient and Above	MATH % Proficient and Above
CARRIZOZO PUBLIC SCHOOLS							
	Carrizozo Elementary	50.0	12.5	25.0	6.3	N/A	N/A
	Carrizozo Middle	N/A	N/A	N/A	N/A	23.1	0.0
CHAMA VALLEY INDEPENDENT SCHOOLS							
	Chama Valley	7.1	28.6	DNP	DNP	DNP	DNP
	Tierra Amarilla	17.6	11.8	DNP	DNP	DNP	DNP
CLOVIS MUNICIPAL SCHOOLS							
	Arts Academy at Bella Vista	20.5	30.0	23.2	10.7	50.0	33.3
	Cameo Elementary	7.1	38.1	21.2	22.3	17.1	4.9
	Highland Elementary	20.5	25.6	7.1	19.0	27.9	25.6
	James Bickley Elementary	29.6	29.6	20.4	20.0	24.1	15.5
	La Casita Elementary	21.4	5.9	22.0	13.0	22.6	8.6
	Lockwood	18.0	20.6	23.2	11.4	26.3	17.5
	Parkview Elementary	6.1	13.4	25.0	11.7	21.7	23.2
	Sandía Elementary	32.4	32.4	40.4	24.6	41.8	25.5
COBRE CONSOLIDATED SCHOOLS							
	Bayard Elementary	15.6	12.5	6.3	9.4	14.3	10.7
	Central Elementary	17.6	12.1	41.7	22.2	31.0	10.3
	Hurley Elementary	53.3	46.7	21.1	10.5	34.8	8.7
CORAL COMMUNITY CHARTER							
	San Lorenzo Elementary	66.7	77.8	58.3	33.3	71.4	28.6
	Coral Community Charter School	35.7	28.6	48.6	27.0	42.9	23.8

*No member of the student population at this campus is of testing age for the TAMELA.

District/State Charter	School Site	Third Grade		Fourth Grade		Fifth Grade	
		ELA % Proficient and Above	MATH % Proficient and Above	ELA % Proficient and Above	MATH % Proficient and Above	ELA % Proficient and Above	MATH % Proficient and Above
CUBA INDEPENDENT SCHOOLS							
	Cuba Elementary	5.3	21.1	DNP	DNP	DNP	DNP
DEMING PUBLIC SCHOOLS							
	Bataan Elementary	29.2	31.1	21.3	12.7	36.2	35.8
	Bell Elementary	10.0	13.3	21.9	25.0	50.0	18.8
	Chaparral Elementary	18.8	33.3	26.1	15.9	11.7	5.1
	Columbus Elementary	7.7	34.6	18.2	32.2	8.3	25.5
	Memorial Elementary	34.8	45.3	17.7	13.9	31.6	28.9
	Ruben S. Torres Elementary	17.6	13.5	11.6	15.7	23.9	19.4
DEXTER CONSOLIDATED SCHOOLS							
	Dexter Elementary	38.1	37.5	31.6	26.3	17.4	7.0
DULCE INDEPENDENT SCHOOLS							
	Dulce Elementary	9.6	7.7	13.7	3.9	3.3	0.0
ESPANOLA PUBLIC SCHOOLS							
	Abiquiu Elementary	41.7	25.0	DNP	DNP	DNP	DNP
	Alcalde Elementary	22.9	8.3	DNP	DNP	DNP	DNP
	Chimayo Elementary	26.7	13.3	DNP	DNP	DNP	DNP
	Eutimio Salazar Elementary	24.6	24.6	14.9	17.0	26.2	4.8
	Hernandez Elementary	27.3	9.1	DNP	DNP	DNP	DNP
	James Rodriguez Elementary	36.2	12.1	24.6	16.4	30.9	11.8
	Los Ninos Kindergarten	N/A	N/A	N/A	N/A	N/A	N/A
	San Juan Elementary	12.1	6.1	17.1	7.3	54.8	17.6
	Tony Quintana Elementary	38.2	17.6	DNP	DNP	DNP	DNP
	Velarde Elementary	37.5	25.0	DNP	DNP	DNP	DNP

District/State Charter	School Site	Third Grade		Fourth Grade		Fifth Grade	
		ELA % Proficient and Above	MATH % Proficient and Above	ELA % Proficient and Above	MATH % Proficient and Above	ELA % Proficient and Above	MATH % Proficient and Above
EUNICE PUBLIC SCHOOLS							
	Mettie Jordan Elementary	6.3	4.8	15.3	8.5	12.5	7.7
FORT SUMNER MUNICIPAL SCHOOLS							
	Fort Sumner Elementary	42.1	31.6	DNP	DNP	DNP	DNP
GADSDEN INDEPENDENT SCHOOLS							
	Anthony Elementary	66.7	78.7	70.2	71.2	51.9	35.7
	Berino Elementary	38.2	26.4	DNP	DNP	DNP	DNP
	Chaparral Elementary	26.4	32.8	DNP	DNP	DNP	DNP
	Desert Trail Elementary	35.2	42.0	34.1	52.2	18.4	18.2
	Desert View Elementary	36.4	64.9	17.0	57.6	36.1	42.4
	Gadsden Elementary	52.2	44.3	36.1	34.8	59.1	23.9
	La Union Elementary	41.7	47.7	52.9	38.6	34.1	18.2
	Loma Linda Elementary	22.9	25.5	42.5	37.3	15.4	16.1
	Mesquite Elementary	33.3	31.9	DNP	DNP	DNP	DNP
	North Valley Elementary	25.8	44.1	27.3	28.2	28.3	21.3
	Riverside Elementary	44.2	35.6	DNP	DNP	DNP	DNP
	Santa Teresa Elementary	43.9	33.8	DNP	DNP	DNP	DNP
	Sunland Park Elementary	25.0	44.1	19.0	24.1	29.8	25.0
	Sunrise Elementary	7.9	22.6	8.2	7.6	13.5	7.3
	Vado Elementary	23.7	44.6	27.9	23.2	33.9	18.8
	Yucca Heights Elementary	28.2	28.0	DNP	DNP	DNP	DNP
GALLUP-MCKINLEY COUNTY SCHOOLS							
	Catherine A. Miller	5.0	5.0	11.5	13.5	9.6	5.8
	Chee Dodge Elementary	17.9	26.8	DNP	DNP	DNP	DNP

District/State Charter	School Site	Third Grade		Fourth Grade		Fifth Grade	
		ELA % Proficient and Above	MATH % Proficient and Above	ELA % Proficient and Above	MATH % Proficient and Above	ELA % Proficient and Above	MATH % Proficient and Above
	Crownpoint Elementary	3.9	9.8	10.6	34.0	4.4	4.4
	David Skeet Elementary	19.2	30.8	14.9	6.4	21.1	13.2
	Del Norte Elementary	23.4	26.6	30.3	28.8	31.1	21.6
	Jefferson Elementary	11.9	33.3	DNP	DNP	DNP	DNP
	Lincoln Elementary	11.9	26.2	DNP	DNP	DNP	DNP
	Navajo Elementary	7.7	12.8	DNP	DNP	DNP	DNP
	Ramah Elementary	25.9	33.3	DNP	DNP	DNP	DNP
	Red Rock Elementary	28.3	50.9	DNP	DNP	DNP	DNP
	Rocky View Elementary	25.5	29.8	DNP	DNP	DNP	DNP
	Roosevelt Elementary	17.1	22.9	DNP	DNP	DNP	DNP
	Stage Coach Elementary	15.2	21.7	DNP	DNP	DNP	DNP
	Thoreau Elementary	20.4	28.6	DNP	DNP	DNP	DNP
	Tobe Turpen Elementary	15.8	33.3	18.5	24.6	30.3	23.7
	Tohatchi Elementary	16.7	20.0	DNP	DNP	DNP	DNP
	Twin Lakes Elementary	14.3	19.0	DNP	DNP	DNP	DNP
GRANTS-CIBOLA COUNTY SCHOOLS							
	Cubero Elementary	12.2	19.5	DNP	DNP	DNP	DNP
	Mesa View Elementary	12.5	21.9	DNP	DNP	DNP	DNP
	Milan Elementary	24.1	27.6	DNP	DNP	DNP	DNP
	Mt. Taylor Elementary	35.1	28.1	DNP	DNP	DNP	DNP
HAGERMAN MUNICIPAL SCHOOLS							
	Hagerman Elementary	25.0	63.6	18.2	20.6	34.5	17.2
HATCH VALLEY PUBLIC SCHOOLS							
	Garfield Elementary*	N/A	N/A	N/A	N/A	N/A	N/A
	Hatch Valley Elementary*	N/A	N/A	N/A	N/A	N/A	N/A

District/State Charter	School Site	Third Grade		Fourth Grade		Fifth Grade	
		ELA % Proficient and Above	MATH % Proficient and Above	ELA % Proficient and Above	MATH % Proficient and Above	ELA % Proficient and Above	MATH % Proficient and Above
	Rio Grande Elementary	20.5	26.5	14.9	21.3	38.0	27.2
HOBBS MUNICIPAL SCHOOLS							
	Edison Elementary	12.5	18.6	26.4	23.6	58.3	50.0
	Jefferson Elementary	23.4	36.7	32.3	11.6	33.9	17.7
	Southern Heights Elementary	22.4	31.1	30.0	27.5	23.7	6.3
	Will Rogers Elementary	44.9	56.0	37.0	15.2	37.0	27.1
JEMEZ MOUNTAIN PUBLIC SCHOOLS							
	Gallina Elementary	50.0	62.5	25.0	0.0	0.0	20.0
	Lybrook Elementary	0.0	0.0	14.3	0.0	33.3	33.3
JEMEZ VALLEY PUBLIC SCHOOLS							
	Jemez Valley Elementary	15.0	0.0	22.2	5.6	23.5	12.5
LA PROMESA EARLY LEARNING CENTER							
	La Promesa Early Learning Center	20.4	48.1	19.1	14.9	17.5	15.0
LAS CRUCES PUBLIC SCHOOLS							
	Alameda Elementary	10.4	13.9	DNP	DNP	DNP	DNP
	Booker T. Washington Elementary	12.9	34.4	DNP	DNP	DNP	DNP
	Central Elementary	5.0	4.3	DNP	DNP	DNP	DNP
	Cesar Chavez Elementary*	N/A	N/A	N/A	N/A	N/A	N/A
	Columbia Elementary	23.8	23.3	DNP	DNP	DNP	DNP
	Conlee Elementary	10.4	12.7	DNP	DNP	DNP	DNP
	Doña Ana Elementary	23.3	22.9	DNP	DNP	DNP	DNP
	East Picacho Elementary	14.5	15.7	DNP	DNP	DNP	DNP
	Hermosa Heights Elementary	13.3	10.0	DNP	DNP	DNP	DNP

*No member of the student population at this campus is of testing age for the TAMELA.

District/State Charter	School Site	Third Grade		Fourth Grade		Fifth Grade	
		ELA % Proficient and Above	MATH % Proficient and Above	ELA % Proficient and Above	MATH % Proficient and Above	ELA % Proficient and Above	MATH % Proficient and Above
	Jornada Elementary	29.4	15.6	DNP	DNP	DNP	DNP
	Loma Heights Elementary	10.9	28.8	DNP	DNP	DNP	DNP
	MacArthur Elementary	6.4	0.0	DNP	DNP	DNP	DNP
	Mesilla Elementary	17.4	23.4	DNP	DNP	DNP	DNP
	Mesilla Park Elementary	30.4	50.7	DNP	DNP	DNP	DNP
	Monte Vista Elementary	39.4	31.1	DNP	DNP	DNP	DNP
	Sonoma Elementary	34.5	38.8	DNP	DNP	DNP	DNP
	Sunrise Elementary	15.7	13.3	DNP	DNP	DNP	DNP
	Tombaugh Elementary	36.4	24.1	DNP	DNP	DNP	DNP
	University Hills Elementary	26.7	46.0	DNP	DNP	DNP	DNP
	Valley View Elementary	8.7	8.3	DNP	DNP	DNP	DNP
LAS VEGAS CITY SCHOOLS							
	Sierra Vista	N/A	N/A	29.7	23.9	35.3	27.1
	Los Ninos Elementary	29.8	27.9	N/A	N/A	N/A	N/A
LORDSBURG MUNICIPAL SCHOOLS							
	R.V. Taylor Elementary	28.6	32.1	DNP	DNP	N/A	N/A
LOS LUNAS PUBLIC SCHOOLS							
	Ann Parish Elementary	23.5	19.1	DNP	DNP	DNP	DNP
	Desert View Elementary	28.6	32.8	DNP	DNP	DNP	DNP
	Los Lunas Elementary	28.1	29.2	DNP	DNP	DNP	DNP
	Peralta Elementary	34.1	38.6	DNP	DNP	DNP	DNP
	Raymond Gabaldon Elementary	27.9	42.6	DNP	DNP	DNP	DNP
	Tome Elementary	18.5	13.8	DNP	DNP	DNP	DNP

*No member of the student population at this campus is of testing age for the TAMELA.

District/State Charter	School Site	Third Grade		Fourth Grade		Fifth Grade	
		ELA % Proficient and Above	MATH % Proficient and Above	ELA % Proficient and Above	MATH % Proficient and Above	ELA % Proficient and Above	MATH % Proficient and Above
LOVING MUNICIPAL SCHOOLS							
	Loving Elementary	43.8	61.2	26.3	26.3	27.1	24.5
LOVINGTON MUNICIPAL SCHOOLS							
	Ben Alexander Elementary	N/A	N/A	N/A	N/A	N/A	N/A
	Jefferson Elementary	31.5	32.9	N/A	N/A	N/A	N/A
	Lea Elementary	N/A	N/A	N/A	N/A	N/A	N/A
MAXWELL MUNICIPAL SCHOOLS							
	Maxwell Elementary	33.3	22.2	DNP	DNP	DNP	DNP
MORA INDEPENDENT SCHOOLS							
	Mora Elementary	19.2	15.4	DNP	DNP	DNP	DNP
NORTH VALLEY ACADEMY							
	North Valley Academy	16.1	32.1	36.7	15.0	31.0	37.9
PECOS INDEPENDENT SCHOOLS							
	Pecos Elementary	8.8	14.7	22.5	12.5	14.0	4.0
POJOAQUE VALLEY PUBLIC SCHOOLS							
	Pablo Roybal Elementary	36.5	33.9	N/A	N/A	N/A	N/A
QUESTA INDEPENDENT SCHOOLS							
	Alta Vista Elementary	14.3	14.3	N/A	N/A	N/A	N/A
ROSWELL INDEPENDENT SCHOOLS							
	Berrendo Elementary	31.0	34.5	19.7	41.0	19.7	33.8
	Del Norte Elementary	43.4	52.5	42.0	47.1	44.4	39.0
	East Grand Plains Elementary	50.0	41.2	42.9	30.2	45.7	26.1

District/State Charter	School Site	Third Grade		Fourth Grade		Fifth Grade	
		ELA % Proficient and Above	MATH % Proficient and Above	ELA % Proficient and Above	MATH % Proficient and Above	ELA % Proficient and Above	MATH % Proficient and Above
	El Capitan Elementary	36.1	31.9	48.1	24.7	34.9	15.9
	Military Heights Elementary	37.2	52.6	54.8	46.2	48.0	23.0
	Missouri Avenue Elementary	6.3	7.8	5.2	3.4	31.4	15.4
	Monterrey Elementary	25.3	24.2	24.0	18.8	29.7	20.3
	Nancy Lopez Elementary	13.2	21.1	37.0	18.8	6.3	6.3
	Pecos Elementary	20.8	32.1	25.0	13.3	28.1	21.1
	Sunset Elementary	9.5	2.3	14.1	7.8	38.9	23.3
	Valley View Elementary	37.1	47.6	36.5	40.7	44.0	36.0
	Washington Avenue Elementary	29.0	29.0	23.2	29.0	32.9	20.7
RUIDOSO MUNICIPAL SCHOOLS							
	Sierra Primary Elementary*	N/A	N/A	N/A	N/A	N/A	N/A
SANTA FE PUBLIC SCHOOLS							
	Aspen Community Magnet School	22.5	35.0	DNP	DNP	DNP	DNP
	Cesar Chavez Elementary	7.1	8.6	DNP	DNP	DNP	DNP
	Chaparral Elementary	31.1	24.4	DNP	DNP	DNP	DNP
	EJ Martinez Elementary	37.1	37.1	DNP	DNP	DNP	DNP
	El Camino Real Academy Community	14.3	15.1	DNP	DNP	DNP	DNP
	Nina Otero Community School	23.1	16.4	DNP	DNP	DNP	DNP
	RM Sweeney Elementary	11.5	2.8	DNP	DNP	DNP	DNP
	Ramirez Thomas Elementary	22.4	38.8	DNP	DNP	DNP	DNP
	Salazar Elementary	12.1	25.7	DNP	DNP	DNP	DNP
SILVER CONSOLIDATED SCHOOLS							
	G.W. Stout	35.1	27.3	DNP	DNP	DNP	DNP

District/State Charter	School Site	Third Grade		Fourth Grade		Fifth Grade	
		ELA % Proficient and Above	MATH % Proficient and Above	ELA % Proficient and Above	MATH % Proficient and Above	ELA % Proficient and Above	MATH % Proficient and Above
SOCORRO CONSOLIDATED SCHOOLS							
	Parkview Elementary	11.7	19.2	17.6	17.6	15.9	2.4
TAOS MUNICIPAL SCHOOLS							
	Enos Garcia Elementary	13.8	15.9	DNP	DNP	DNP	DNP
	Rancho de Taos Elementary	16.3	32.7	DNP	DNP	DNP	DNP
TRUTH OR CONSEQUENCES MUNICIPAL SCHOOLS							
	Arrey Elementary	15.4	53.8	21.1	DNP	DNP	DNP
	Sierra Elementary	N/A	N/A	28.6	14.3	32.5	23.8
	Truth or Consequences Elementary	34.1	34.1	N/A	N/A	N/A	N/A
TURQUOISE TRAIL CHARTER SCHOOL							
	Turquoise Trail Charter	50.0	59.4	26.2	32.8	43.3	34.3
WAGON MOUND PUBLIC SCHOOLS							
	Wagon Mound Elementary	33.3	0.00	33.3	0.0	30.0	40.0
WEST LAS VEGAS PUBLIC SCHOOLS							
	Don Cecilio Martinez Elementary	29.5	21.6	N/A	N/A	N/A	N/A
	Luis E. Armijo Elementary*	N/A	N/A	N/A	N/A	N/A	N/A

*No member of the student population at this campus is of testing age for the TAMELA.

Grade	TAMELA Statewide Scores—% Proficient and Above	
	Reading	Math
Three	27.4	32.0
Four	30.4	27.2
Five	32.6	24.4

Trends

As this is the first year for the K-3 Plus and the 4&5 Pilot, the following trends reflect K-3 Plus student participation rates only. It is important to note that the K-3 Plus program continues to demonstrate success in high-poverty schools, as indicated by an increase in student participation; increase of teachers participating in trainings; and steady increase in reading and math, as measured by DIBELS, Istation, and the state summative assessment.

Student Participation in K-3 Plus			
ENTITY	2016 – 2017 SCHOOL YEAR	2017 – 2018* SCHOOL YEAR	2018 – 2019 SCHOOL YEAR
Districts—out of 89 possible	46	43	46
Schools	259	202	234
State Charter Schools	6	3	4
Students	20,166	13,778	18,222

*The chart reflects lower participation numbers due to the fiscal right sizing in the summer 2017 K-3 Plus program, despite standards interest in the program. The upward trend is continuing with the summer 2019 program.

Conclusion

The additional 25 days of school in the K-3 Plus program provides needed time and opportunity for kindergarten through third-grade students in high-poverty schools to meet grade-level objectives and become academically proficient in reading and math by the end of third grade. Scheduling these 25 days prior to the start of the regular school year provides teachers with additional opportunities to fully implement the core curriculum with fidelity, while ensuring that all students are given the extra quality instruction they need through the state's Rtl framework. By targeting schools, whose demographic is 80 percent or more of students who are eligible for free or reduced-fee lunch, K-3 Plus effectively reaches New Mexico's most at-risk students.

The PED K-3 Plus staff provides technical assistance and professional development to schools and districts. They deliver support, adhering to—and providing assistance with—program guidelines; monitor and provide oversight of the program; and address issues of recruitment, attendance, assessment, and data reporting. This technical assistance increases the efficacy and efficiency of the program.

Increasing this technical support to ensure best practices, professional development, and quality observations and instruction best guarantees that the supplementary instructional time provided is highly effective—which is the fundamental goal of the K-3 Plus program.

GLOSSARY

Istation

An online adaptive assessment that provides reliable data with frequent, age-appropriate measurement for students in kindergarten through third grade in the areas of: **phonological awareness, phonics, vocabulary, comprehension, and fluency.**

Istation’s Indicators of Progress (ISIP) and ISIP Lectura Temprana

A sophisticated, web-delivered, computer-adaptive testing (CAT) system that provides continuous progress monitoring by frequently assessing and reporting student ability in critical domains of reading and Spanish early reading throughout the academic year.

ACRONYMS

BOY	Beginning of the year
CCSS	Common Core State Standards
DIBELS	Dynamic Indicator of Basic Early Literacy Skills
ELA	English language arts
EOY	End of year
FY	Fiscal year
ISIP	Istation Indicators of Progress
LEA	Local education agency
MOY	Middle of the year
PARCC	Partnership for Assessment of Readiness for College and Careers
PED	Public Education Department
SBA	New Mexico standards-based assessment
STARS	Student Teacher Accountability Reporting System
SY	School year
TAMELA	Temporary Assessment for Mathematics and English Language Arts