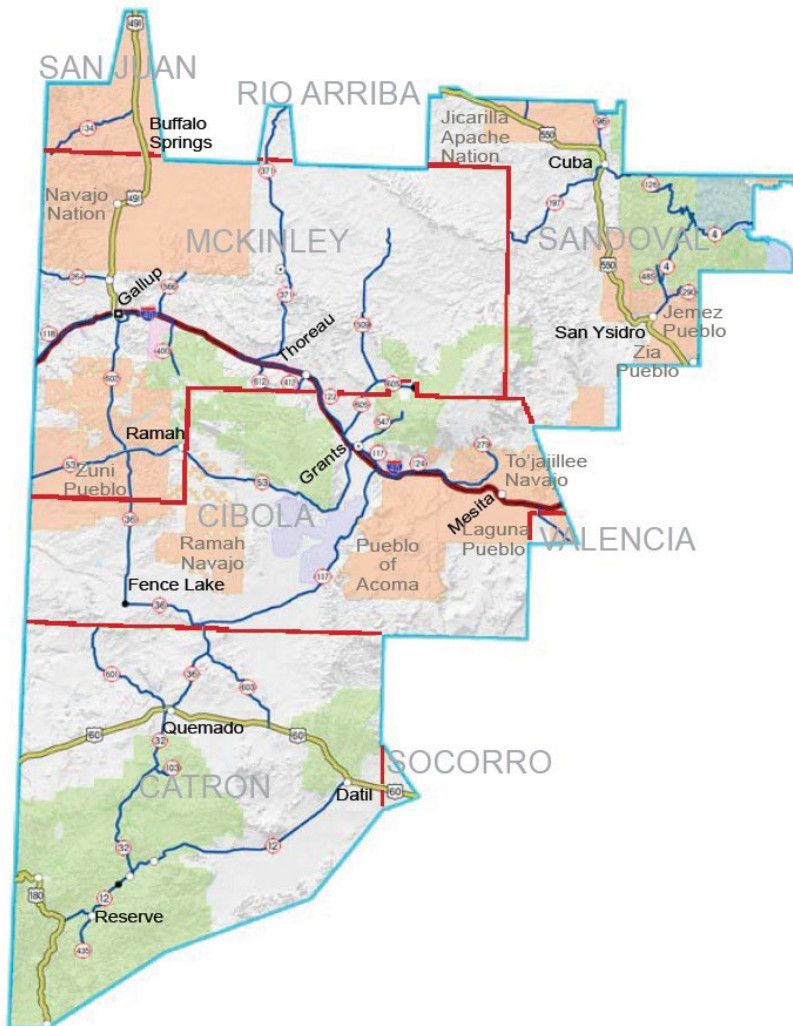




NMDOT District Six Transportation Infrastructure Revenue Subcommittee

District Six is located in western New Mexico and encompasses Cibola and McKinley Counties, a majority of Catron and Sandoval Counties, and portions of San Juan, Rio Arriba, Valencia, and Socorro Counties. The District also works closely with local and tribal governments.



Charles Lundstrom
District Six Commissioner



Lisa Boyd Vega, PE
District Six Engineer

FY 24 BUDGET

Budget Responsibility

- Operating Budget: \$21,102,117.00
- Ongoing Construction Contracts: \$144,193,353.12
- Contract Maintenance: \$8,407,299.00
- Field Supplies: \$5,857,000.00
- Striping and Signing: \$1,330,501.63
- Rest Area Maintenance/Improvements: \$372,700.00
- I.T. Budget: \$251,300.00

Employee Breakdown

- Support Staff: 41 positions
- Maintenance: 143 positions
- Construction: 50 positions
- Engineering Support: 16 positions

Total: 250 positions

Laws of 2019, Chapter 271, Section 9, Item 1

CN	Termini	Status	Funded Amount
6100970	Carbon Coal Design	Design & Phase III Complete	\$1,014,745.08
6100971	Carbon Coal Road Construction	Project Construction Complete	\$25,459,875.00
6101370	Allison Corridor Preliminary Engineering	Design 90% Complete – Scheduled Completion April 2024	\$4,500,000.00
6101181	I-40 Concrete Wall Barrier	Project Construction Complete	\$16,393,897.05
6101380	NM 4 Bypass Design	Design 90% Complete – Scheduled Completion December 2023	\$3,000,000.00
Total			\$46,000,000.00

Laws of 2019, Chapter 271, Section 9, Item 2

CN	Termini	Status	Funded Amount
600665	I-40, MP 45.0 – 47.0	Project Construction Complete	\$2,468,660.56
600666	Trucking	Project Construction Complete	\$86,000.00
600667	I-40, MP 43.9 – 45.0	Project Construction Complete	\$1,227,323.55
6101272	US 491, MP 62.0 – 67.7	Project Construction Complete	\$11,051,348.89
6193317	First Street Phase II Washington to Roosevelt	Project Construction Complete	\$1,833,335.00
Total			\$16,666,668.00

Laws of 2020, Chapter 83, Section 9, Item 1

CN	Termini	Status	Funded Amount
600710	NM 53, MP 41.0 – 46.4	Project Construction Complete	\$1,821,749.91
600711	NM 279, MP 0.0 – 13.5	Project Construction Complete	\$6,295,761.07
600712	I-40, MP 42.4 – 43.7	Project Construction Complete	\$1,135,148.39
600713	NM 118, MP 3.0 – 5.0	Project Construction Complete	\$335,940.12
600714	NM 371, MP 57.8 – 61.0	Project Construction Complete	\$2,696,377.65
600715	US 491, MP 27.0 – 29.7	Project Construction Complete	\$1,394,326.57
600716	US 491, MP 18.2 – 20.2	Project Construction Complete	\$3,071,452.00
6101520	I-40, Manuelito Rest Area	Project Construction Complete	\$1,104,502.63
600717	US 491, MP 66.1	Project Construction Complete	\$43,015.05
600718	US 550, MP 45.8	Project Construction Complete	\$221,950.75
600719	NM 602, MP 23.7	Project Construction Complete	\$351,147.29
600768	US 550, MP 10.0 – 14.7	Project Construction Complete	\$1,528,628.57
Total			\$20,000,000.00

Laws of 2021, Section 9

CN	Termini	Status	Funded Amount
6101371	Allison Corridor Part A	Design 90% Complete . Shortfall 33.4M for Construction	\$9,000,000.00
600765	NM 547 Roosevelt Ave (Local Lead)	Under Construction	\$2,964,547.50
600760	NM 547, MP 4.1 – 13.0	Project Construction Complete	\$2,035,452.75
6101220	NM 264, MP 0.0 – 16.1	MP 10-14 Design Complete; MP 0-16 Corridor Study in Progress for \$2.2M. Remaining \$17.8M will go to construction of MP 10 -14 (CN 6101221). Funding needed for construction of the rest of the corridor.	\$20,000,000.00
Total			\$34,000,000.00

Laws of 2022, Section 9, Item 6


CN	Termini	Status	Funded Amount
600803	NM 371, MP 1.0 – 9.0 & 4.0 – 10.0	Project Construction Complete	\$3,500,000.00
600809	US 491, MP 0.6 – 4.0 & 6.2 – 7.8	Project Construction Complete	\$5,000,000.00
600810	NM 124, MP 8.0 – 16.0	Project Construction Complete	\$1,500,000.00
600811	NM 53, MP 69.4 – 63.0	Project Construction Complete	\$2,228,665.87
600812	McKinley County Bridges (Local Lead)	Project Construction Complete	\$1,500,000.00
600815	US 550, MP 66.0 – 68.0	Project Construction Complete	\$304,450.59
600817	US 550, MP 17.7 – 25.0	Under Construction	\$494,696.60
Total			\$16,300,000.00

Laws of 2023, Section 9, Item 6

CN	Termini	Status	Funded Amount
600861	I-40, MP 0.0 – 132.0 Mill and Inlay plus OGFC	Construction Began October 2023	\$3,000,000.00
600862	US 180, MP 10.0 – 14.0 Process to be Determined	Estimated Start Date: Spring 2024	\$1,500,000.00
600863	US 60, MP 7.8 – 8.0 Plant Mix Wearing Course Overlay (Nova Chip)	Estimated Start Date: Spring 2024	\$1,500,000.00
600864	NM 4, MP 38.8 – 41.7 Pavement Resurfacing and Curb Line Milling	Project Construction Complete	\$1,500,000.00
600865	NM 118, MP 33.0 – 36.8 Pavement Resurfacing and Curb Line Milling	Construction Began September 2023	\$1,500,000.00
600866	NM 602, MP 0.0 – 30.5 Plant Mix Wearing Course Overlay (Nova Chip)	Project Construction Complete	\$3,000,000.00
600867	NM 264, MP 0.0 – 16.0 Plant Mix Wearing Course Overlay (Nova Chip)	Project Construction Complete	\$300,000.00
Total			\$12,300,000.00

Ongoing Construction Projects

CN	Termini	Type of Construction	County	Cost	Construction Status
6101010	I-40/Coolidge Interchange	Roadway/Ramp Reconstruction & Bridge Replacement	McKinley	\$18,418,456.39	Construction Resumed 5/4/22
6100671	NM 566, MP 0.000 to MP 0.866	Bridge Replacement, Roadway Reconstruction, Lighting & ITS	McKinley	\$24,025,845.44	Construction Resumed 2/25/23
6101231	NM 126, MP 9.749 – 9.922	Slope Stabilization	Sandoval	\$4,232,012.80	Construction Suspended 7/5/23
6100661	NM 566, MP 6.0 – 7.0	Bridge Replacement, Roadway Reconstruction & Rehabilitation	McKinley	\$11,672,228.27	Construction Resumed 10/23/23




Completed Construction Projects

CN	Termini	Type of Construction	County	Cost	Date Completed
6101091	NM 53, MP 15.5 to MP 19.5	Drainage Structures & Roadway Reconstruction	McKinley	\$7,156,437.97	Substantial Complete 10/2/23
6101060	I-40, MP 9.29 to MP 15.95	Roadway Rehabilitation	McKinley	\$5,950,000.00	Substantial Complete 10/3/23
6100848	NM 53, MP 85.4 to MP 85.9	Bridge & Roadway Rehabilitation	Cibola	\$1,895,276.67	Substantial Complete 6/5/23
6100971	US 491/Carbon Coal Road Intersection (Ninth Street & S. Chino Loop)	Roadway Reconstruction & Rehabilitation, Lighting & Signalization	McKinley	\$24,335,566.28	Substantial Complete 5/15/23
9900801	I-40, MP 8.2 – 131.0	Metal Guardrail Installation	McKinley/Cibola	\$5,918,547.38	Physical Complete 2/15/23
6101540	US 180, MP 3.152 – 7.903 & NM 12, MP 7.040	Bridge Rehabilitation	Catron	\$451,476.88	Physical Complete 5/19/23
9900812	I-40 MP 40.0 to 105.5	Metal Guardrail Installation	McKinley/Cibola	\$1,320,168.00	Physical Complete 4/3/23
6101181	I-40, MP 111.043 – 117.0	Roadway Reconstruction & Rehabilitation	Cibola	\$24,144,487.74	Physical Complete 7/7/23
6100841R	NM 53, MP 82.25 – 85.90	Bridge Rehabilitation	Cibola	\$3,843,025.08	Physical Complete 4/6/23
6101022	US 60, MP 17.977 – 24.023	Roadway Rehabilitation	Catron	\$4,921,866.18	Physical Complete 3/17/23
6101272	US 491, MP 61.760 – 68.106	Roadway Rehabilitation	San Juan	\$12,063,786.32	Physical Complete 5/3/23

FY23 Contract Maintenance Projects

CN	Description	Status	Current Budget
600799	District Wide (Traffic Services)	Completed	\$362,919.49
600800	District Wide (Bridge Maintenance)	Completed	\$0.00
600801	District Wide (Contract Trucking)	Completed	\$1,117,884.02
600802	NM 509, MP 15.0 (Railroad Maintenance)	Completed	\$48,165.60
600803	NM 371, MP 2.0 – 4.0; 3" Mill & Fill	Completed	\$1,461,992.49
600804	I-40, MP 56.0 – 58.0; 4" Mill & Fill	Completed	\$1,562,702.60
600805	I-40, MP 97.1 – 100.0; 4" Mill & Fill	Completed	\$2,841,908.58
600808	US 550 Wildlife Detection System Maintenance	Completed	\$6,541.81
600813	NM 122, MP 22.8; Approach Slabs I-40, MP 1.0; Polymer Injection	Completed	\$150,049.87
600815	US 550, MP 66.0 – 68.0; Mill & Inlay	Completed	\$1,922,468.86
600818	NM 264, MP 0.0 – 16.0; Mill & Inlay	Completed	\$4,000,000.00
600859	NM 53, MP 63.0 – 85.0; Fog Seal	Completed	\$301,018.18
Total			\$ 13,775,351.50



FY24 Contract Maintenance Projects

CN	Description	Status	Current Budget
600799	District Wide (Traffic Services)	Ongoing	\$240,000.00
600800	District Wide (Bridge Maintenance)	Ongoing	\$160,000.00
600801	District Wide (Contract Trucking)	Ongoing	\$950,000.00
600802	NM 509, MP 15.0 (Railroad Maintenance)	Ongoing	\$48,500.00
600852	US 550, Wildlife Detection System Maintenance	Ongoing	\$6,600.00
600855	NM 609, MP 0.0 – 2.4 (Maloney Road) Mill & Inlay	Estimated Start Date: Spring 2024	\$902,199.00
600856	I-40, 4" Mill & Fill Fatigued locations between MP 0.0 – 132.0	Ongoing	\$5,000,000.00
600857	US 60, MP 7.0 – 12.0 Plant Mix Wearing	Estimated Start Date: Spring 2024	\$1,500,000.00
600858	Crushing of Millings for Chips District Wide	Ongoing	\$600,000.00
600867	NM 264, MP 0.0 – 16.0 Plant Wearing Course Overlay	Ongoing	\$1,700,000.00
Total			\$10,107,299.00

STIP (District Six Percentage 11.22%)

Fiscally Constrained Years

CN	Route	Scope of Work	Letting	FY 24	FY 25	FY 26	FY 27	FY 28	TOTAL
6100846	US 550, MP 64.5 – 64.8	Bridge Replacement Bridge 6840	2023	\$12,212,243	\$4,168,421				\$16,380,664
6101221	NM 264, MP 10.0 – 14.0	Roadway Reconstruction	2023	\$26,344,620					\$26,344,620
6101450	NM 547, Intersection	ADA Improvements & Traffic Signal Adjustments	2023	\$50,000					\$50,000
6101550	I-40, MP 72.2 – 85.1	Deck Overlay Bridge 7251 & 7393	2023			\$10,700,000			\$10,700,000
6101581	I-40, MP 39.8 – 44.8	Roadway Reconstruction Widening	2024		\$36,612,572				\$36,612,572
6101551	I-40, MP 76.1	Bridge Rehabilitation Bridge 7183	2024	\$1,500,000					\$1,500,000
6101200	NM 612, MP 8.0 – 11.0	New Drainage Structures	2026			\$4,067,018	\$982,982		\$5,050,000
6100932	I-40, MP 21.9 – 25.7	Minor Rehabilitation	2026	\$20,000	\$10,636,393				\$10,656,393
6101430	NM 32, MP 7.4 – 8.4	Bridge Replacement Bridge 7302	2026	\$6,950,000					\$6,950,000
6100849	I-40, MP 8.7 – 9.7	Bridge Replacement Bridge 3487 & 6128	2026	\$350,000				\$50,373,925	\$50,723,925

Planning Years

6100838	I-40, MP 105.9 – 106.4	Bridge Replacement Bridge 6488 & 6489	2027	\$1,217,295		\$8,566,385			\$9,783,680
6100843	FR 4012, MP 0.5	Bridge Replacement Bridge 6122	2027				\$900,000		\$900,000
6101500	I-40, MP 30.0 – 31.0	Bridge Rehabilitation Bridge 6361, 6362, 6363, 6364	2027				\$4,000,000.00		\$4,000,000
6101391	I-40/US 491, MP 20.4 – 21.2	Ramp Realignment	2027				\$7,400,000		\$7,400,000
6101372	Allison Corridor Part C	I-40 Overpass	2027					\$5,700,000	\$5,700,000
6101373	Allison Corridor Part D	Tie to Kachina Road	2027					\$6,000,000	\$6,000,000
6101300	NM 602, MP 10.7 – 27.9	Turn Lane Improvements	2027					\$6,000,000	\$6,000,000
6101931	I-40, MP 17.9 – 21.9	Roadway Reconstruction	2028	\$10,315				\$60,000,000	\$60,010,315
6101371	Allison Corridor Part A	NM 118 & BNSF Overpass	2028	\$1,755,618				\$40,950,000	\$42,705,618
6101001	C 084, MP 2.05 – 2.36	Suwannee Bridge Replacement Bridge 0002	2028					\$27,700,00	\$27,700,000
6101151	I-40, MP 29.7	Bridge Replacement Drainage Improvement Study	2029	\$700,000					\$700,000
6101320	I-40, MP 23.0 – 23.7	Miyamura Interchange Reconstruction	2029	\$1,500,000					\$1,500,000
6101154	I-40, MP 35.0	Bridge Replacement Drainage Improvement Study	2029	\$1,400,000					\$1,400,000

Totals of Funding from Various Sources

	\$59,219,091	\$55,792,563	\$23,333,403	\$13,282,982	\$196,723,925	\$350,489,682
--	---------------------	---------------------	---------------------	---------------------	----------------------	----------------------

Target Amount Per FY

	\$16,515,552.00	\$25,004,050.00	\$25,004,050.00	\$25,004,050.00	\$25,004,050.00	\$25,004,050.00
--	------------------------	------------------------	------------------------	------------------------	------------------------	------------------------

TAMP Project Scoring Sheet for the District's Unfunded Projects**

Priority	CN	Project Location	Project Type	Project Cost	FuncClass	Baseline Score	Adjust Score	Safety Points	Pavement/Bridge Condition Points	General Mobility Points	Freight Mobility Points	Multi-Modal Mobility Points	Economic Development Points
1	6101151	I-40, MP 28.7 – 30.7	Bridge Replacement	\$62,800,000.00	1 Interstate	44	49.5	11.1	21.1	6.3	6.2	2.4	2.4
2	6100849	I-40, MP 8.7 – 9.7	Bridge Replacement	\$50,700,000.00	1 Interstate	40	47.1	12.9	19.2	5.8	6.2	2.4	0.6
3	6100932	I-40, MP 21.9 – 25.8	Pavement Rehabilitation	\$9,100,000.00	1 Interstate	40	43.1	12.9	13.4	6.9	6.2	2.4	1.2
4	6100838	I-40, MP 105.9 – 106.4	Bridge Replacement	\$35,000,000.00	1 Interstate	36	42.0	14.8	13.4	4.6	6.2	2.4	0.6
5	6100931	I-40, MP 17.9 – 26.0	Roadway Reconstruction	\$55,300,000.00	1 Interstate	38	41.5	12.9	13.4	6.9	4.6	2.4	1.2
6	6101390	I-40/US 491/NM 602	Interchange Project	\$26,000,000.00	3 Principle Arterial	35	41.1	14.8	13.4	5.8	2.3	2.4	2.4
7	6101154	I-40, MP 34.7 – 36.7	Bridge Replacement	\$39,100,000.00	1 Interstate	36	40.2	12.9	13.4	5.8	3.8	1.8	2.4
8	6101581	I-40, MP 39.8 – 44.8	Roadway Reconstruction	\$45,000,000.00	1 Interstate	35	37.1	7.4	15.3	5.8	3.8	2.4	2.4
9	6101200	NM 612, MP 8.0 – 11.0	New Drainage Structures	\$3,701,823.00	5 Major Collector	35	30.6	11.1	11.5	2.3	1.5	1.8	2.4
10	6101160	NM 117, MP 47.0 – 50.0	Drainage Improvements	\$10,000,000.00	5 Major Collector	25	30.6	12.9	9.6	2.3	1.5	1.8	2.4
11	6101371	Allison Road	Allison Corridor Part A	\$42,000,000.00	--	0	0	0.0	0.0	0.0	0.0	0.0	0.0
12	6101380	NM 4 Bypass	New Roadway	\$84,300,000.00	--	0	0	0.0	0.0	0.0	0.0	0.0	0.0

****The listed projects were prioritized using the Departments TAMP (Transportation Asset Management Plan) Project Evaluation Process which is intended as an objective method of measuring the benefits of proposed projects, based on NMDOT goals, needs, and priorities. A final ranking of the projects was done based on the Adjusted Score. The project's ranking is a tool that can be used to prioritize transportation projects and decide where the funding should be allocated.**

Upcoming Studies

CN	Route	Scope of Work	Consultant	Status
6101160	NM 117, MP 47.0 – 50.0	Drainage Study	AECOM	Project Initiated
6101600	NM 118, MP 8.0	Existing CBC cannot accommodate semi-trucks at Exit 8	HDR	Project Initiated
6101320	I-40, MP 23.0	Miyamura Interchange	Horrocks	Consultant Selected, Negotiating Scope & Fees
6101610	US 550, MP 50.0 – 100.0	To Study Heaving Locations	WSP	In Procurement/Legal for Review
6101390	I-40 @ US 491	Phase II Interchange - Final Design	N/A	RFP – January 2024

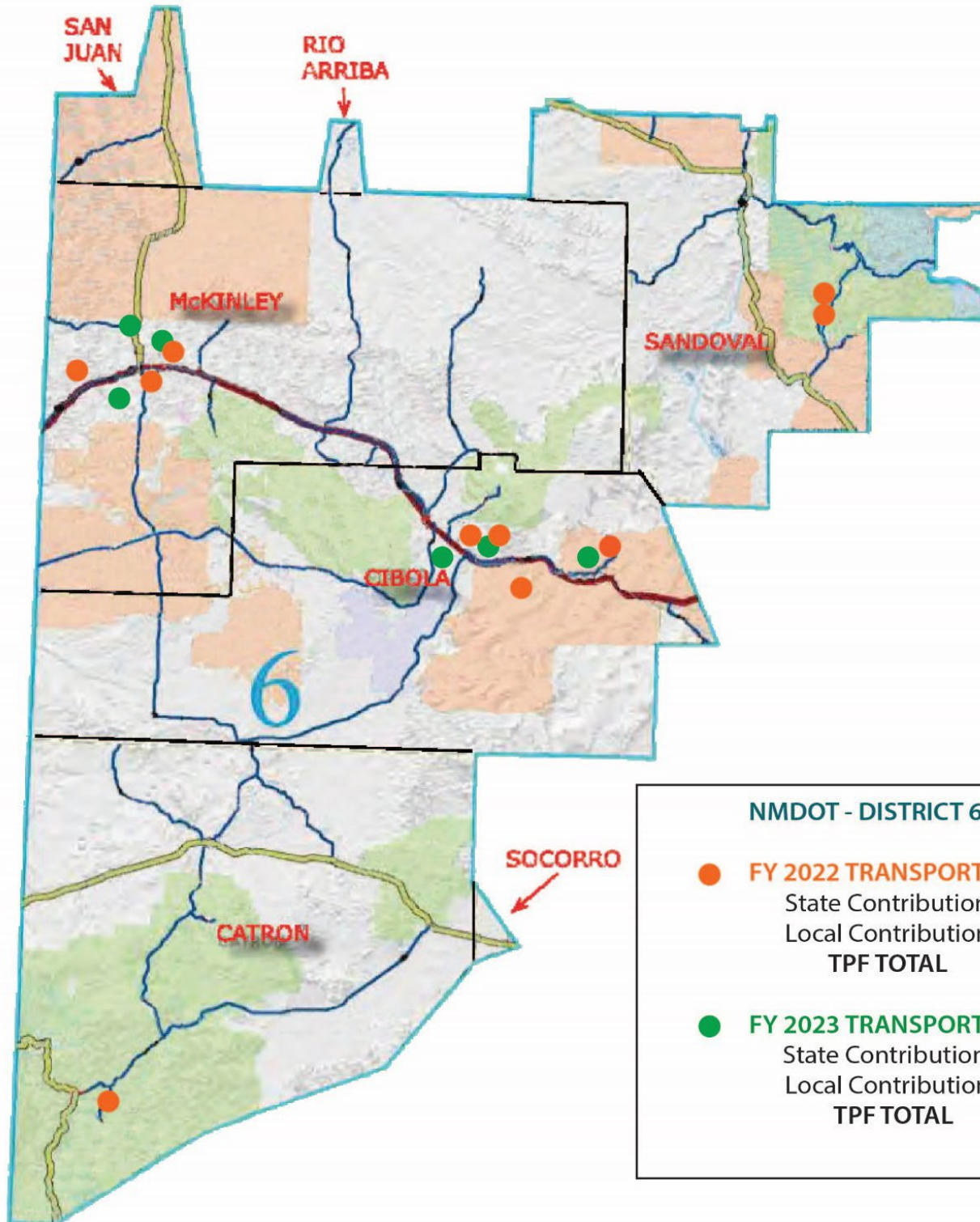
Transportation Project Funding - FY 2022

Entity	Termini	95% State Amount	5% Entity Amount	Sum of Total Cost
Cibola County	CR-1 Bridge & Road Repair	\$1,187,500.00	\$62,500.00	\$1,125,000.00
City of Gallup	Coal Avenue Commons Coal Avenue Commons Construction: includes full depth roadway and intersection reconstruction including subsurface utilities, enhanced drainage infrastructure, and pedestrian enhancements including wider sidewalks with curb less design, flex zones, street closure infrastructure for events, and ADA access ramps	\$3,325,000.00	\$175,000.00	\$3,500,000.00
City of Grants	Sakelares Blvd Phase IA/B and C Corridor and Environmental Documentation Phases. The project scope includes a full corridor study in accordance with NMDOT's Location Study Procedures and Environmental Documentation	\$546,250.00	\$28,750.00	\$575,000.00
City of Grants	Washington Ave. & Drainage Sakelares Blvd Phase IA/B and C Corridor and Environmental Documentation Phases. The project scope includes a full corridor study in accordance with NMDOT's Location Study Procedures and Environmental Documentation.	\$2,070,346.40	\$0.00	\$2,070,346.40
McKinley County	Superman Canyon (CR43) Bridges and Road: install three arch pipe culverts and crossings with roadway and drainage improvements	\$1,900,000.00	\$100,000.00	\$2,000,000.00
Navajo Nation	West Tsayatoh Rd, Phase I Subgrade Prep, install culverts, and apply base course	\$2,450,000.00	\$0.00	\$2,450,000.00
Pueblo of Acoma	SP38 Haaku Road – plan and design 12.4 miles for reconstruction	\$2,755,000.00	\$145,000.00	\$2,900,000.00
Pueblo of Jemez	Owl Springs Way Bridge Replacement (Bridge No. M104/Route 82)	\$2,958,300.00	\$155,700.00	\$3,114,000.00
Pueblo of Jemez	Walatowa Fitness Center Parking Lot/Bear Head Canyon	\$1,240,700.00	\$65,300.00	\$1,306,000.00
Village of Reserve	Pablo-Ella-Mesa Roadway Improvements: Design, Bidding, Construction Services and Construction and/or Reconstruction of Paving and Drainage Improvements	\$326,000.00	\$0.00	\$326,000.00

****Shading indicated the project has been completed**

Transportation Project Funding - FY 2023

Entity	Termini	95% State Amount	5% State Amount	Sum of Total Cost
Cibola County	C-5 Moquino Bridge; plan, design, construct a bridge and other road improvements	\$1,900,000.00	\$100,000.00	\$2,000,000.00
City of Gallup	Nizhoni Boulevard Project Phases III & IV – Full depth roadway and intersection reconstruction, including subsurface utilities, enhanced drainage infrastructure	\$4,364,300.00	\$229,700.00	\$4,594,000.00
City of Grants	Nimitz Drive, Phase III Improvements – planning, design, and construction services for the reconstruction of Nimitz Drive, which includes full depth roadway reconstruction, curb and gutter, sidewalk, drive pads and drainage improvements	\$1,140,000.00	\$60,000.00	\$1,200,000.00
McKinley County	CR43 A Superman Canyon – install arch pipe, culverts and crossings with roadway and drainage, shape and chipseal	\$1,900,000.00	\$100,000.00	\$2,000,000.00
Navajo Nation	Chee Dodge Elementary School Intersection Improvements – roadway widening, concrete median, curb and gutter, signing, striping and miscellaneous construction	\$950,000.00	\$50,000.00	\$1,000,000.00
Village of Milan	Airport Road Phase III Construction – final permitting, bidding and letting, construction & construction management services. Roadway improvements, full depth asphalt replacement, curb & gutter, sidewalk ADA wheelchair ramps, and drainage improvements	\$1,135,250.00	\$59,750.00	\$1,195,000.00



NMDOT

NMDOT - DISTRICT 6

● FY 2022 TRANSPORTATION PROJECT FUND

State Contribution	\$16,688,750.40
Local Contribution	\$732,250.00
TPF TOTAL	\$19,491,346.40

● FY 2023 TRANSPORTATION PROJECT FUND

State Contribution	\$11,389,550.00
Local Contribution	\$599,450.00
TPF TOTAL	\$11,989,000.00

Local Government Road Fund FY 2020 – FY 2023

Entity	Termini	95% State Amount	5% Entity Amount	Total Cost
Catron County	Project Development, Design, Construction, Paving, Reconstruction, Blade & Shape, Drainage Improvements, Base coarse, Cattle Guard Purchase and Installation on various County Roads	\$114,629.00	\$0.00	\$114,629.00
Catron County	Project Development, Design, Construction, Paving, Reconstruction, Blade & Shape, Drainage Improvements, Base coarse, Cattle Guard Purchase and Installation on various County Roads	\$190,412.00	\$0.00	\$190,412.00
Catron County	Project Development, Design, Construction, Paving, Reconstruction, Blade & & Shape, Drainage Improvements, Base coarse, Cattle Guard Purchase and Installation on various County Roads	\$191,111.00	\$0.00	\$191,111.00
NMSU-Grants	School Campus	\$15,050.00	\$5,017.00	\$20,067.00
Pueblo of Laguna	Pavement Rehabilitation, Drainage Improvements, Reconstruction, Misc., BIA 125 and BIA 122	\$15,050.00	\$5,017.00	\$20,067.00
Catron County	Shape, Drainage Improvements, Base coarse, Cattle Guard Purchase and Installation on various County Roads	\$115,931.00	\$0.00	\$115,931.00
Catron County	Project Development, Design, Construction, Paving, Reconstruction, Blade & Shape, Drainage Improvements, Base course, Cattle Guard Purchase, and Installation on various County Roads	\$189,961.00	\$0.00	\$189,961.00
Catron County	Project Development, Design, Construction, Paving, Reconstruction, Blade & Shape, Drainage Improvements, Base course, Cattle Guard Purchase, and Installation on various County Roads	\$258,370.00	\$0.00	\$258,370.00
NMSU-Grants	Pavement Rehab., Reconstruction, Miscellaneous	\$12,208.00	\$4,069.00	\$16,277.00
Pueblo of Laguna	Plan, Design, Pavement Rehabilitation, Drainage Improvements, Reconstruction L53	\$12,208.00	\$4,069.00	\$16,277.00
City of Gallup	Pavement Rehab., Reconstruction, Construction, Drainage Improvements	\$160,379.00	\$53,460.00	\$213,839.00
City of Grants	Right-of-way Acquisition, Construction, Reconstruction	\$160,379.00	\$53,460.00	\$213,839.00
GCCS	Plan, Design, Construction, Reconstruction, Construction Management, Right-of-Way Acquisition	\$85,790.00	\$28,597.00	\$114,387.00
McKinley County	Plan, Design, Project Development, Pavement Rehabilitation, Full Construction, Reconstruction, Blade & Shape, Drainage Improvements, ROW Acquisition, Various Routes	\$117,493.00	\$39,164.00	\$156,657.00
McKinley County	Plan, Design, Project Development, Pavement Rehabilitation, Full Construction, Reconstruction, Blade & Shape, Drainage Improvements, ROW Acquisition, Various Routes	\$187,222.00	\$62,407.00	\$249,629.00
McKinley County	Pavement Rehabilitation, Construction, Reconstruction, Drainage Improvements, Blade & Shape	\$189,387.00	\$63,130.00	\$252,517.00
McKinley County	Pavement Rehabilitation, Construction, Reconstruction, Drainage Improvements, Blade & Shape	\$132,518.00	\$44,173.00	\$176,691.00
McKinley County	Pavement Rehabilitation, Construction, Reconstruction, Drainage Improvements, Blade & Shape	\$316,750.00	\$105,583.00	\$422,333.00
Village of Milan	Plan, Design, Construction, Reconstruction, Drainage Improvements, Construction Management	\$160,380.00	\$53,459.00	\$213,839.00
Cibola County	Pavement Rehabilitation, Reconstruction, Drainage Improvements, Blade & Shape	\$189,388.00	\$63,129.00	\$252,517.00
Cibola County	Pavement Rehabilitation, Reconstruction, Drainage Improvements, Blade & Shape	\$91,578.00	\$30,526.00	\$122,104.00

Local Government Road Fund FY 2020 – FY 2023 (Continued)

Cibola County	Pavement Rehabilitation, Reconstruction, Drainage Improvements, Blade & Shape	\$316,750.00	\$105,583.00	\$422,333.00
GCCS	School Campus	\$25,127.00	\$8,376.00	\$33,503.00
Catron County	Project Development, Design, Construction, Reconstruction	\$149,472.00	\$0.00	\$149,472.00
Catron County	Project Development, Design, Construction, Reconstruction	\$246,739.00	\$0.00	\$246,739.00
Catron County	Project Development, Design, Construction, Reconstruction	\$62,407.00	\$0.00	\$62,407.00
Navajo Nation	Pavement Rehabilitation, Full Construction, Reconstruction, Drainage Improvements, Construction Management	\$16,629.00	\$5,543.00	\$22,172.00
NMSU-Grants	Pavement Rehabilitation, Full Construction, Reconstruction, Drainage Improvements	\$16,628.00	\$5,543.00	\$22,171.00
NMSU-Grants	Plan, Design, Reconstruction, Blade & Shape, Drainage	\$19,656.00	\$6,552.00	\$26,208.00
McKinley County	Plan, Design, Project Development, Pavement Rehabilitation	\$112,104.00	\$37,368.00	\$149,472.00
Pueblo of Acoma	Pavement Rehabilitation, Full Construction, Reconstruction, Drainage Improvements, Construction Management	\$16,628.00	\$5,543.00	\$22,171.00
Ramah Water & Sanitation	Plan, Design, Pavement Rehabilitation, Drainage Improvements, Vegetation Management, Signal Flashers	\$16,628.00	\$5,543.00	\$22,171.00

Equipment Needs

Equipment	Number	Unit Cost	Total Cost
½ Ton Pickup Truck	8	\$65,000.00	\$520,000.00
¾ Ton Pickup Truck	2	\$70,000.00	\$140,000.00
Transport Truck	4	\$200,000.00	\$800,000.00
10 Yard Dump Truck	13	\$330,000.00	\$4,290,000.00
Mower & Tractor	19	\$175,000.00	\$3,325,000.00
Pneumatic Roller	3	\$150,000.00	\$450,000.00
Steel Wheel Roller	4	\$175,000.00	\$700,000.00
Broom	3	\$125,000.00	\$375,000.00
Bucket Truck	1	\$300,000.00	\$300,000.00
Screening Plant	1	\$500,000.00	\$500,000.00
Total			\$11,400,000.00