

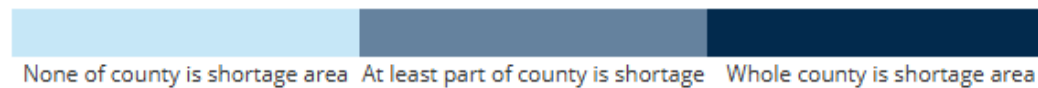
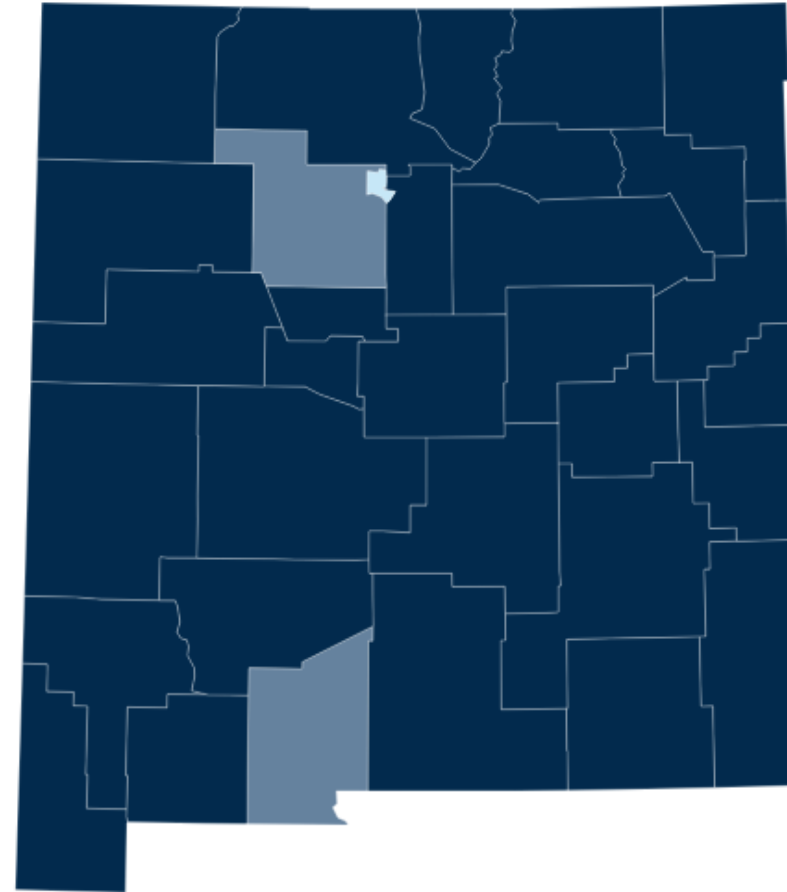
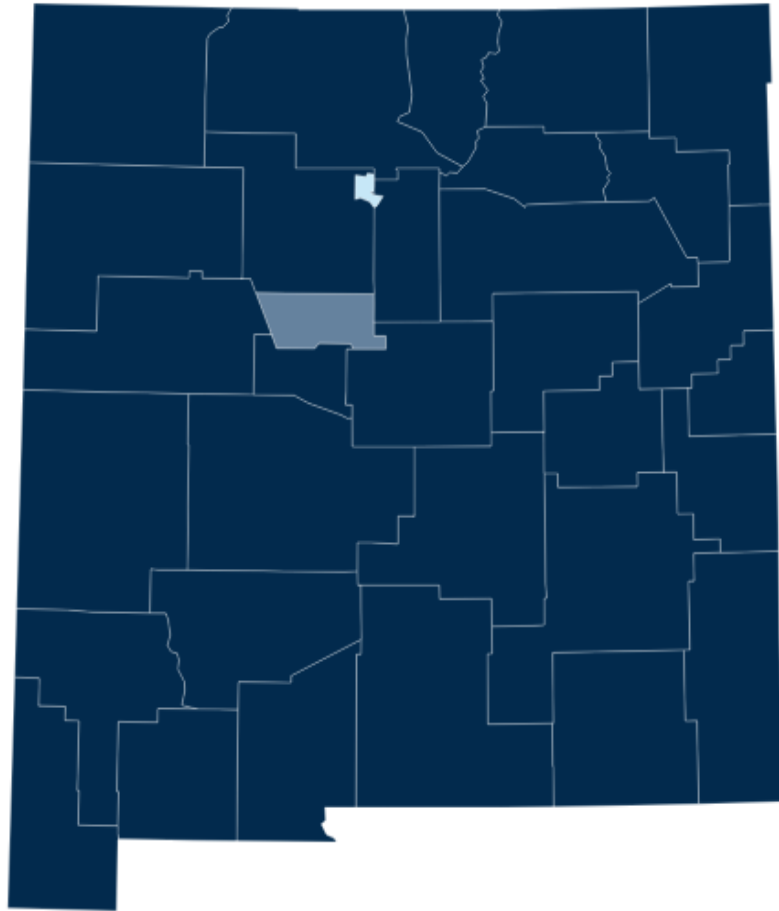


University Partnerships for SBHC

Behavioral Health

[Rural Data Explorer – Rural Health Information Hub](#)

Primary Care



Partners

Number of Additional Health Care Workers Needed to Bring New Mexico Up to National Benchmarks

HEALTH CARE PROFESSION	NATIONAL BENCHMARK FOR NM	SHORTFALL
Registered Nurses & Clinical Nurse Specialists	19,443	5,704
Emergency Medical Technicians	6,763	4,967
Physical Therapists	2,010	526
Pharmacists	1,925	482
Primary Care Physicians	1,798	334
Physician Assistants	952	281
Certified Nurse Practitioners	1,775	231
Psychiatrists	339	119
Occupational Therapists	783	114
Dentists	973	88
Ob-Gyns	235	59

The health care professions included in this chart are selected from the limited number of professions that are tracked by the New Mexico Health Care Workforce Committee, so this should not be considered a comprehensive list. National benchmarks represent the total number of providers that New Mexico would need in order for the state to reach the national average of each type of provider, on a per capita basis. Shortfalls are calculated as the number of additional providers needed to reach the benchmark in all New Mexico counties, assuming no redistribution of current providers. Source: New Mexico Health Care Workforce Committee. 2023 Annual Report. October 1, 2023.



University Pilots

- Working with UNM and Highlands to identify students interested in clinical hours or internships at SBHC
- Financial incentives available (paid internships) for students that are completing clinical hours or internships in SBHC
- We have also budgeted funds to help SBHC operators recruit, pay and retain health providers as recruitment and retention of behavioral health professionals is the biggest limiting factor for mental health access.