



NEW MEXICO  
LEGISLATIVE  
FINANCE  
COMMITTEE

# Post-Session, Economic, & Revenue Update

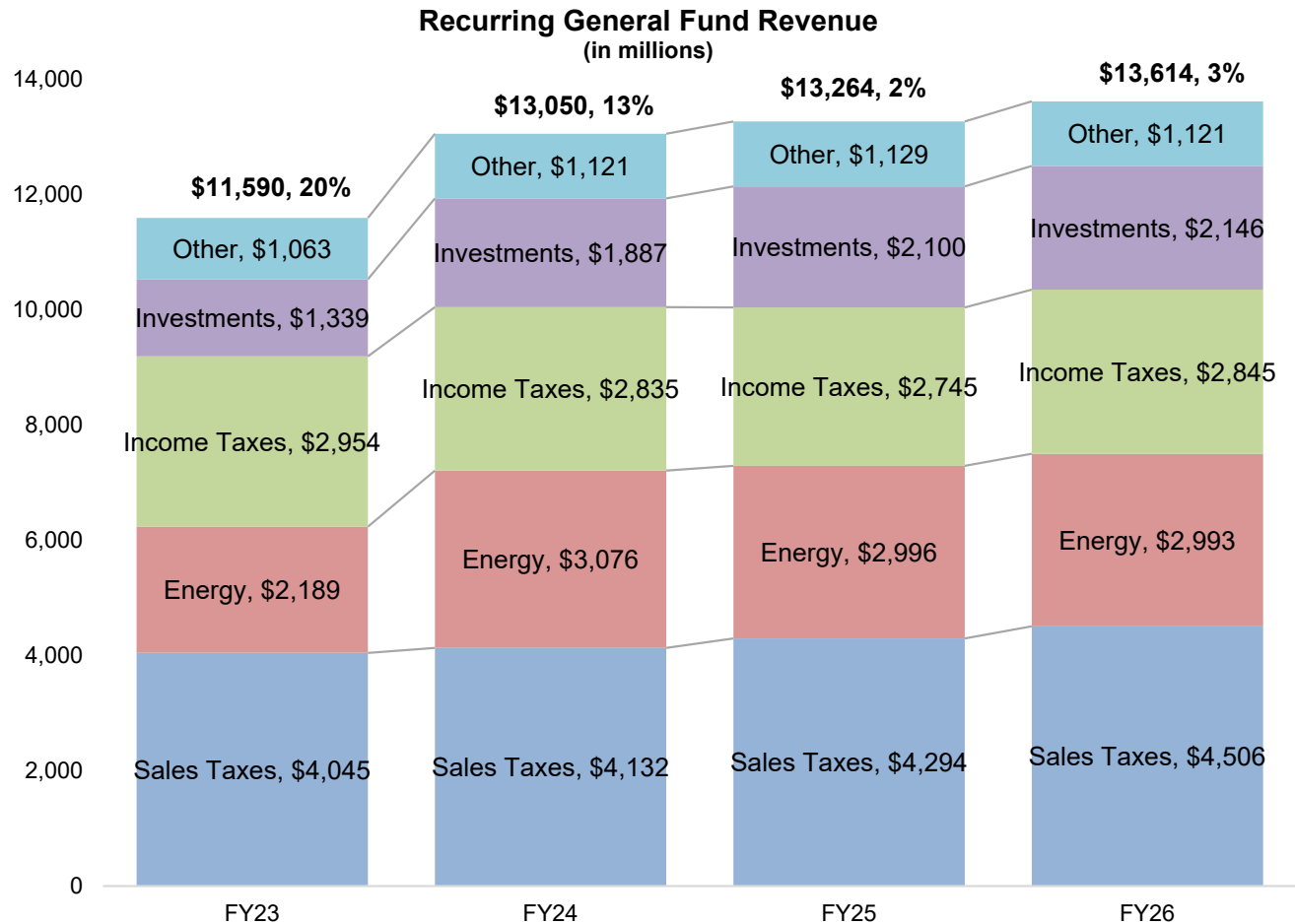
Ismael Torres, Chief Economist, LFC

June 6, 2025

---

# Oil production and wage growth led to record-high revenue forecasts, but significantly slowed.

- Oil and gas revenues accounted for 38% of projected general fund increases in FY23 and 71% in FY24
- FY24 ending reserve balance of \$3.1 billion, or 33 percent



Source: December 2024 CREG Estimate



Lawmakers increased recurring budgets by 6 percent to \$10.8 billion. The 2025 session also included over \$3.8 billion of nonrecurring appropriations.

<b>FY26 General Fund Recurring Appropriation Growth</b> (in millions)		
	Amount	Y-o-Y Growth
Legislative	\$7.4	9.5%
Judicial	\$16.5	3.7%
General Control	(\$1.1)	-0.5%
Commerce, Industry	\$5.9	5.8%
Agriculture, Energy and Natural Resources	\$6.6	5.3%
Medicaid	\$68.9	3.5%
Other Health, Hospitals and Human Services	(\$28.4)	1.4%
Public Safety	\$21.0	3.8%
Other Education	\$3.7	4.0%
Higher Education	\$39.3	2.9%
Public School Support	\$337.2	7.8%
Recurring Compensation (excl. public education)	\$141.2	-
<b>Total Recurring</b>	<b>\$618.3</b>	<b>6.0%</b>



Legislation passed during the 2025 regular session reduced recurring general fund revenue by \$107 million in FY27, \$108 million in FY28, and \$120 million in FY29, pre-veto. However, HB14 was vetoed.

**Appropriation Account Detail: 2025 Regular and Special Legislative Sessions**  
(in millions of dollars)

	FY25		FY26		FY27		FY28		FY29	
	Recurring	Non-Recurring	Recurring	Non-Recurring	Recurring	Non-Recurring	Recurring	Non-Recurring	Recurring	Non-Recurring
<b>REVENUE</b>										
<b><u>2025 Regular Session:</u></b>										
<b>Bill No.</b>										
<i>VETO</i> <del>HB 14</del> <del>Earned Income Tax Credit</del>					\$ (112.1)		\$ (113.9)		\$ (125.7)	
<i>ch. 130</i> HB 218 Tax Changes			\$ 0.2	\$ 0.0	\$ 0.2		\$ 0.2		\$ 0.2	
<i>ch. 43</i> HB 357 Mi Via Waiver Pgr. Provider Gross Receipts			\$ 13.1		\$ 13.6		\$ 14.0		\$ 14.5	
<i>ch. 136</i> SB 9 Pipeline Safety Act Violations			\$ 0.1		\$ 0.1		\$ 0.1		\$ 0.1	
<i>ch. 140</i> SB 47 Santa Cruz de la Canada Land Grant			\$ (0.1)		\$ (0.1)		\$ (0.1)		\$ (0.1)	
<i>ch. 114</i> SB 92 Horse Racing and Jockey Insurance Fund				\$ (3.2)		\$ (3.2)				
<i>ch. 127</i> SB 168 Travel Insurance Act			\$ 0.3		\$ 0.3		\$ 0.3		\$ 0.4	
<i>ch. 24</i> SB 383 Flood Recovery Bonds & GRT					\$ 0.2		\$ 0.2		\$ 0.2	
<i>ch. 83</i> SB 481 State Fairgrounds District Act					\$ (9.0)		\$ (9.0)		\$ (9.0)	
<b>TOTAL REVENUE</b>	\$ -	\$ -	\$ 13.5	\$ (3.2)	\$ 5.3	\$ (3.2)	\$ 5.7	\$ -	\$ 6.2	\$ -



The tax package passed during the 2024 legislative session reduced recurring revenue by \$125.7 million by FY29.

House Bill 14 tax changes:

- \$76 million for earned income tax credit expansion
- \$8.8 million for a new foster parent and guardian tax credit
- \$41 million for a new health care GRT deduction
- \$8 million for tribal alcohol harms alleviation through a 20 percent alcohol tax increase

**Proposed Income Eligibility Limits, Current WFTC and EITC vs HB14 Proposed**

	Current	HB14 EITC
No children, unmarried	\$17,640	\$35,000
1 child, unmarried	\$46,560	\$64,500
2 children, unmarried	\$52,918	\$73,250
3 or more children, unmarried	\$56,838	\$77,000
No children, married	\$24,210	\$40,000
1 child, married	\$53,120	\$69,500
2 children, married	\$59,478	\$78,250
3 or more children, married	\$63,398	\$82,400

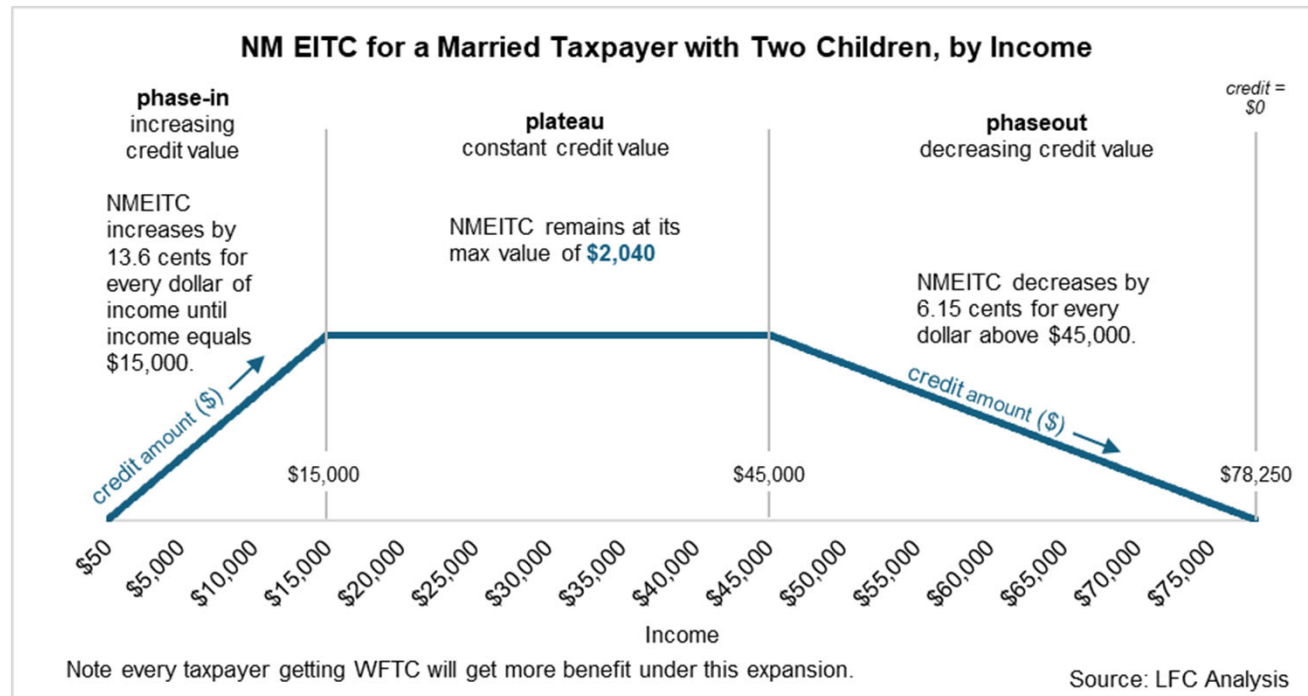
Type	Current	New	Percent Increase
Beer	\$0.41 per gallon	\$0.49 per gallon	20 percent
Wine	\$0.45 per liter	\$0.54 per liter	20 percent
Spirits	\$1.6 per liter	\$1.92 per liter	20 percent
Cider	\$0.41 per gallon	\$0.49 per gallon	20 percent
Fortified wine	\$1.5 per liter	\$1.80 per liter	20 percent
Other	Various	Various	No change



# Earned Income Tax Credit (EITC) expansion included new incomes and raised benefits for working people affected.

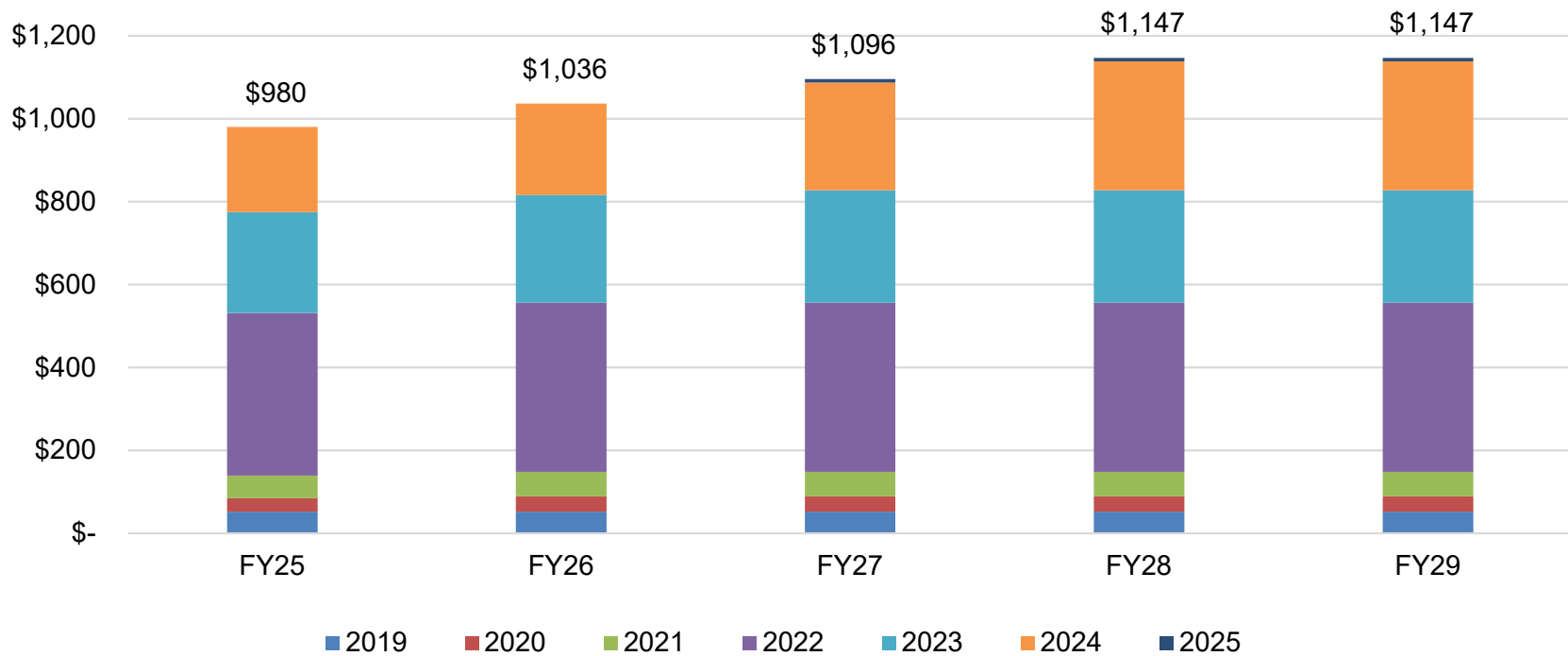
**Proposed Income Eligibility Limits, Current WFTC and EITC vs HB14 Proposed**

	Current	HB14 EITC
No children, unmarried	\$17,640	\$35,000
1 child, unmarried	\$46,560	\$64,500
2 children, unmarried	\$52,918	\$73,250
3 or more children, unmarried	\$56,838	\$77,000
No children, married	\$24,210	\$40,000
1 child, married	\$53,120	\$69,500
2 children, married	\$59,478	\$78,250
3 or more children, married	\$63,398	\$82,400



Tax changes passed in the last seven legislative sessions will reduce recurring revenues by over \$1 billion by FY26.

**Tax and Revenue Changes by Fiscal Year**  
(in millions)

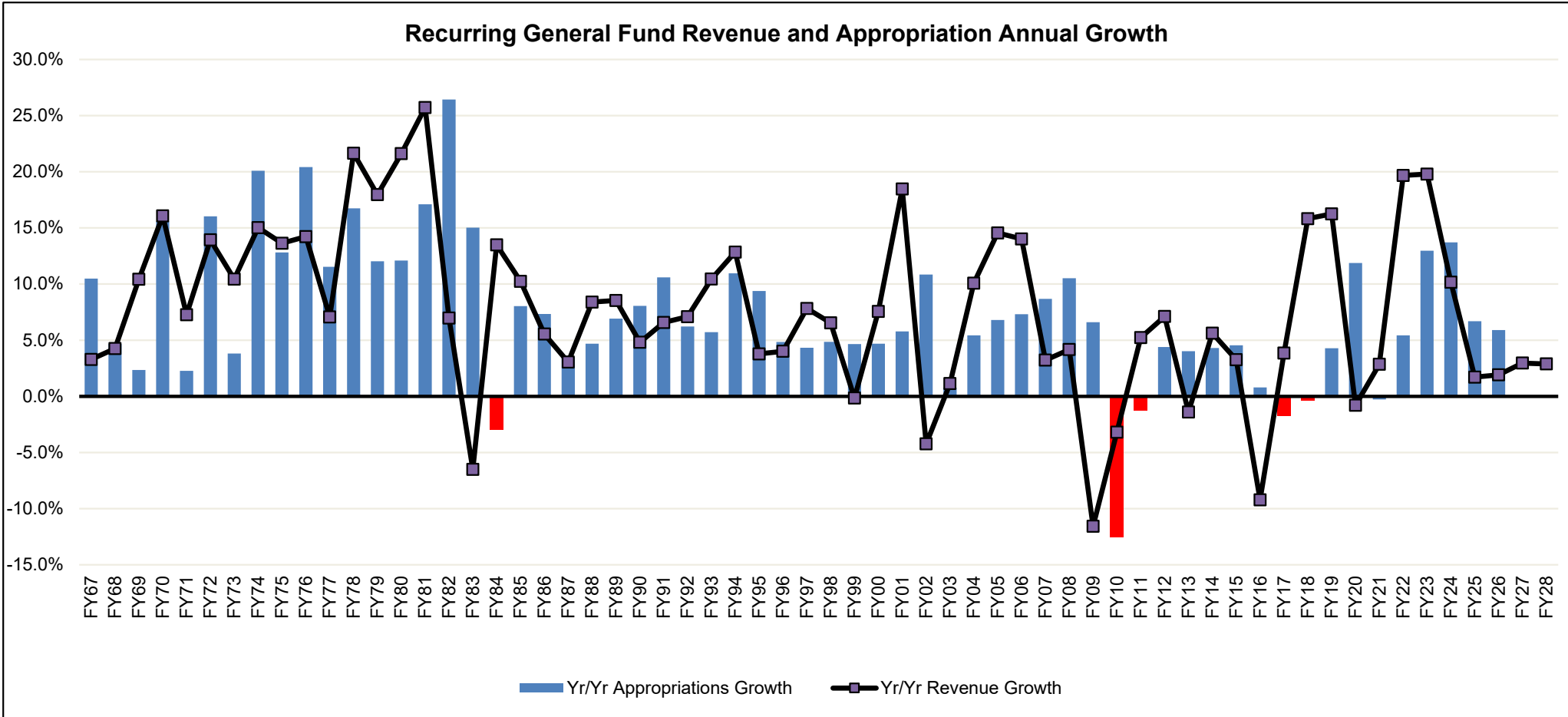


Note: Does not include OGAS revenue distribution changes

Source: LFC Files



# Significant volatility in revenues hampers consistent investments, challenging the state's ability to plan and execute stable budgeting.





# STATE FINANCIAL OUTLOOK



# Indicators

## Labor Market

- Unemployment Rate
- Job Growth
- Labor Force Participation
- Employment-to-Population Ratio
- Job Openings, Hires, Quits and Layoffs
- Ratio of Job Vacancies to Unemployment
- Initial Unemployment Insurance Claims

## Consumer Spending/Construction and Housing

- Advance Retail and Food Services Sales
- Quarterly Selected Services Revenue
- New Single-Family Houses Sold
- Housing Starts
- Retail Vacancy Rates
- Homeownership Rate
- Construction Spending

## Business Inventories, Profits and Formations

- Business Applications
- Retailer Quarterly Profits
- Manufacturing Quarterly Profits
- Business Inventories
- Wholesale Inventories
- Advance Wholesale Inventories
- Advance Retail Inventories

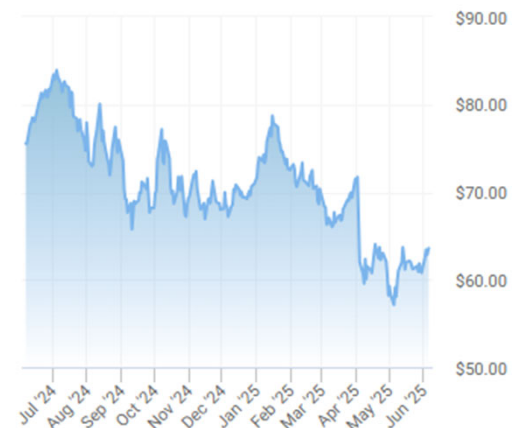
## Oil and Gas

- Price of Oil
- Price of Natural Gas
- Number of Wells Drilled
- OPEC Actions
- Decreased Travel (lower demand)
- Global Conflict

S&P 500



WTI Crude (July Contract)  
63.61 +1.13%



# What do changes in production and prices mean for New Mexico revenues?


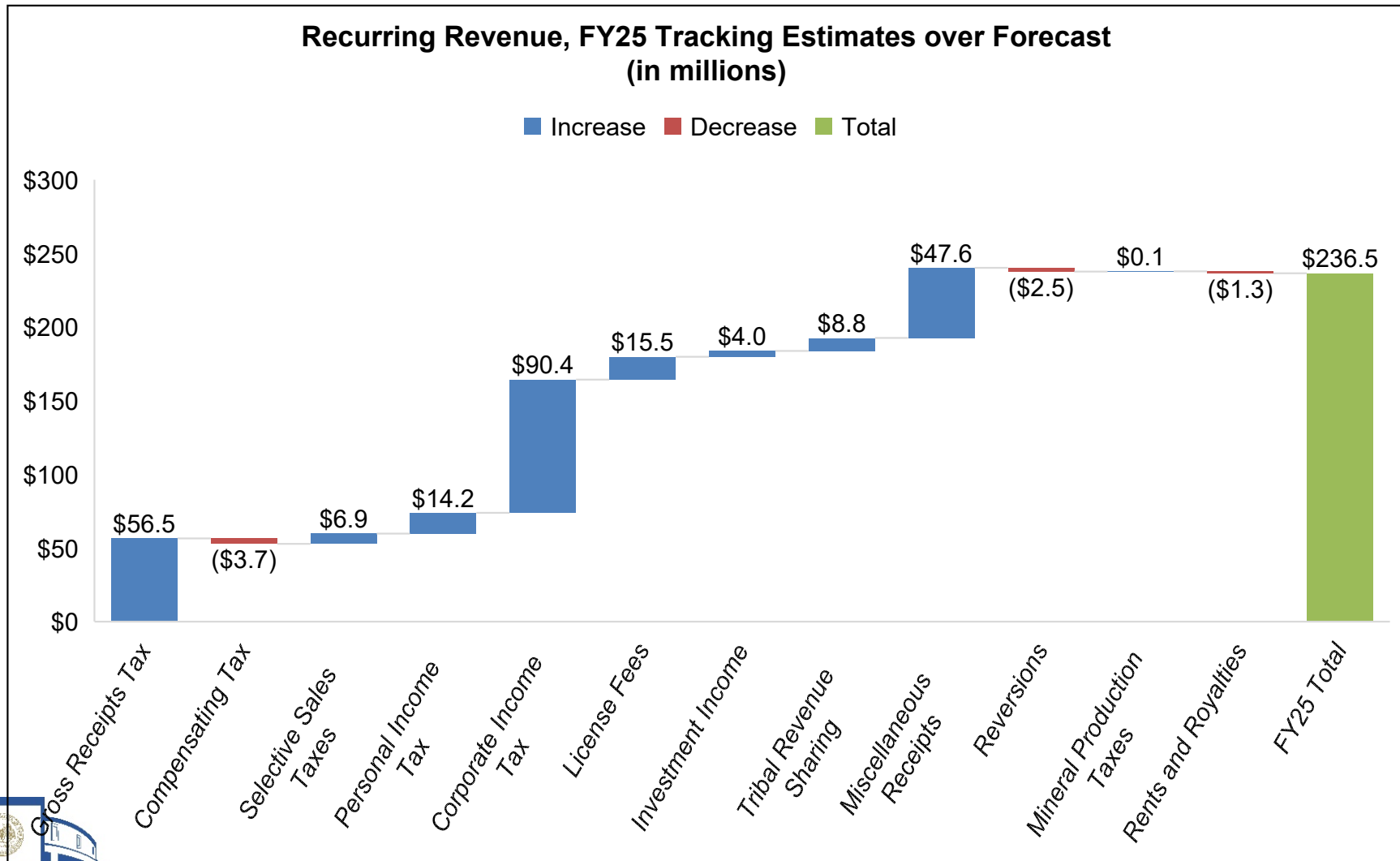
Based on December 2024 estimate for direct oil and gas revenues (production taxes and federal royalties),

- A \$1 change in the annual average NM price of oil has about a \$50.4 million impact on revenues.
- A 10 cent change in the annual average NM price of natural gas has about a \$36.7 million impact.
- Each additional million barrels of oil generates about \$4.8 million in severance taxes and federal royalties.
- Each additional 10 billion cubic feet of natural gas generates about \$3.3 million in severance taxes and federal royalties.

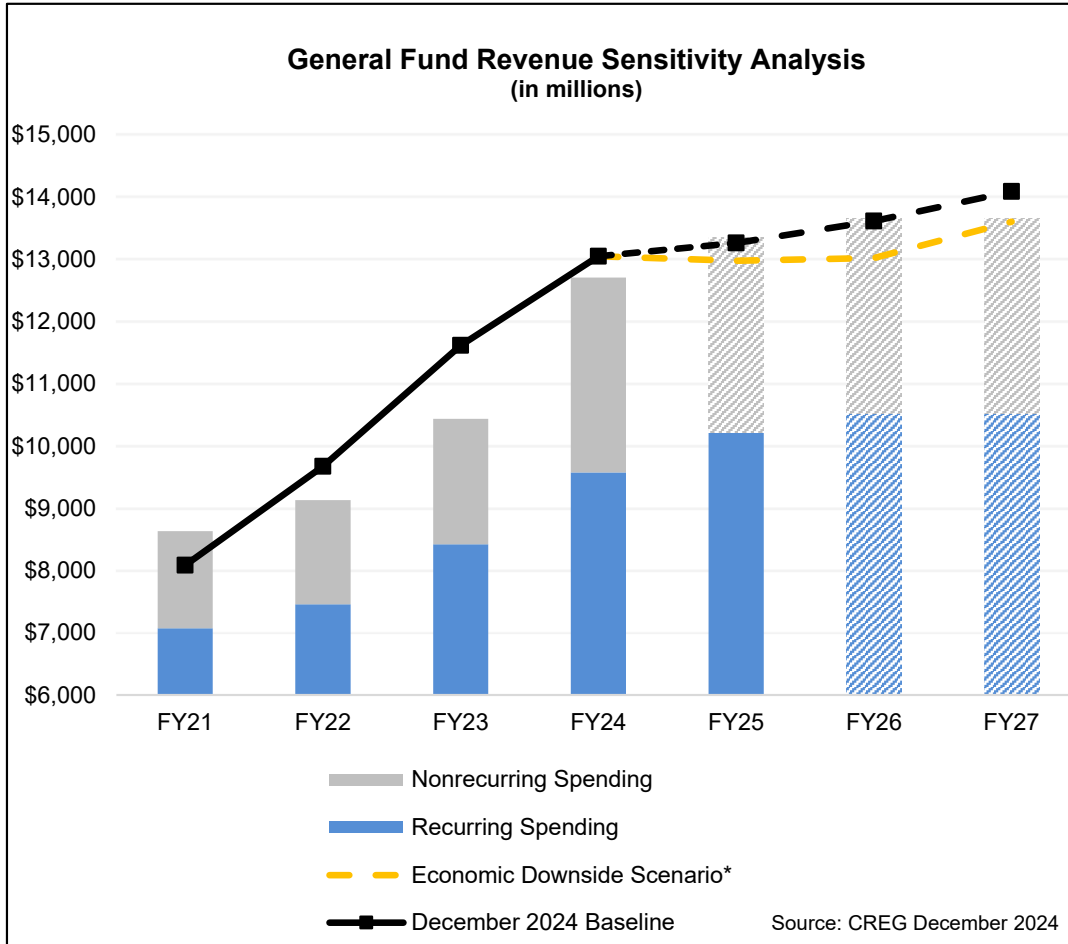


Note: general fund impacts include effects on the tax stabilization reserve

Revenues are currently tracking \$236.5 million above the consensus estimate.



# Moderate Recession Risk



- The CREG economic downside scenario presents a 2.2% revenue loss in FY25, a 4.4% revenue loss in FY26, and 3.4% revenue loss in FY27.

S3			
	FY25	FY26	FY27
GRT	\$ (162)	\$ (338)	\$ (267)
PIT	\$ (56)	\$ (111)	\$ (77)
CIT	\$ (45)	\$ (115)	\$ (122)
Severance to GF	\$ (24)	\$ (29)	\$ (19)
Severance to TSR or ECE	\$ (289)	\$ (277)	\$ (187)
Severance to STPF	\$ -	\$ (281)	\$ (175)
FML to GF	\$ -	\$ -	\$ -
FML to ECE	\$ (334)	\$ (480)	\$ (277)
FML to STPF	\$ -	\$ (272)	\$ (293)
<b>TOTAL</b>	<b>\$ (910)</b>	<b>\$ (1,903)</b>	<b>\$ (1,417)</b>
<i>Total GF</i>	<i>\$ (287)</i>	<i>\$ (593)</i>	<i>\$ (485)</i>
<i>Total TSR/ECE</i>	<i>\$ (623)</i>	<i>\$ (1,310)</i>	<i>\$ (932)</i>



# Federal changes could result in significant state budget impacts.

Source: Tax Policy Center

State*	Medicaid cuts to total taxes	SNAP cuts to total taxes	Total	Increase in income tax rate only ▼	Increase in sales tax rate only
1 New Mexico	5.8%	0.9%	6.7%	1.8%	1.2%

Table 1: Changes in 10-Year Deficits Allowed Under the FY 2025 House Budget Reconciliation Instructions

Billions of dollars

Committee	Increase or decrease (-) in deficits, 2025-2034
<b>Decreases in Mandatory Spending</b>	<b>-2,002</b>
Agriculture	-230
Education and Workforce	-330
Energy and Commerce	-880
Financial Services	-1
Natural Resources	-1
Oversight and Government Reform	-50
Transportation and Infrastructure	-10
Unspecified committee	-500
<b>Increases in Mandatory Spending</b>	<b>300</b>
Armed Services	100
Homeland Security	90
Judiciary	110
<b>Decrease in Tax Revenues: Ways and Means</b>	<b>4,500</b>
<b>Total allowed increase in the primary deficit</b>	<b>2,798</b>

Notes: The targets for each committee are bounds; positive amounts are "maximum deficit increases" and negative amounts are "minimum deficit reductions."  
Source: House Budget Committee.

FIGURE 1

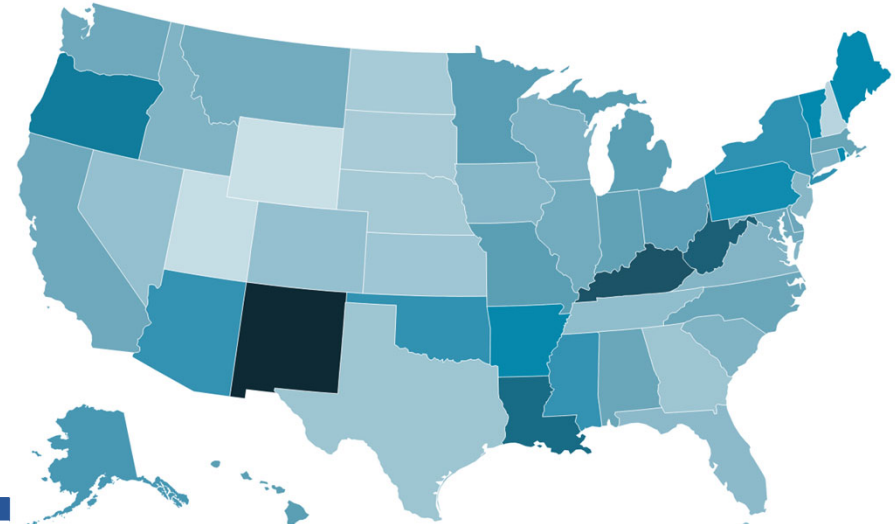
## Framing Potential Federal Budget Cuts Across States

For estimated cuts in Medicaid and SNAP

Click on the buttons below to see what the cuts represent for various state indicators:

- GDP
- Expenditures
- Taxes
- Income Taxes
- Sales Taxes

Size of Estimated Cuts to State GDP (2026)  
0.71% 0.16%

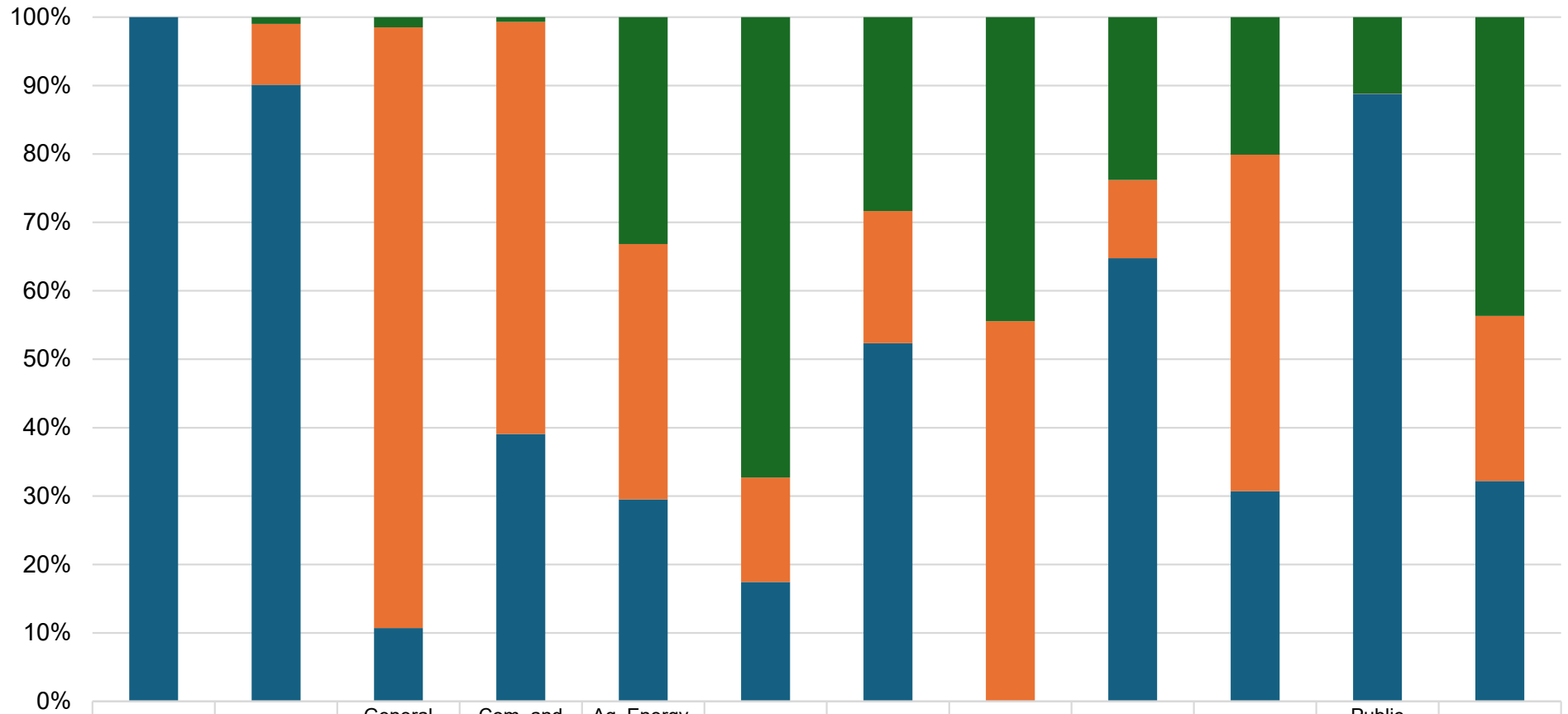


Notes: \*All 50 states and the District of Columbia. Authors' calculations. See methodology appendix for more information.



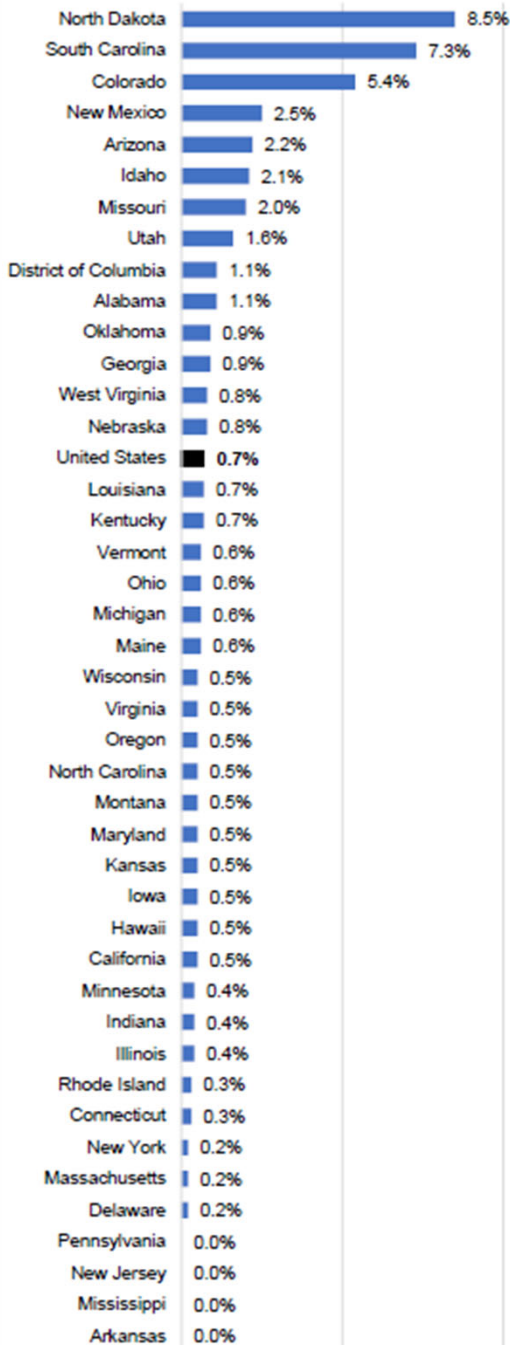
# Current Budget Makeup

**2025 HB 2 Expenditures by Revenue Type**  
(as of 3/5/25, in millions)



■ General Fund ■ Other ■ Federal Funds

Revenue Loss from Four Policies as a Share of State PIT Collections



\*Alaska, Florida, Nevada, New Hampshire, South Dakota, Tennessee, Texas, Washington, and Wyoming are excluded from the chart because they have no broad-based PIT.

Source: Tax Foundation

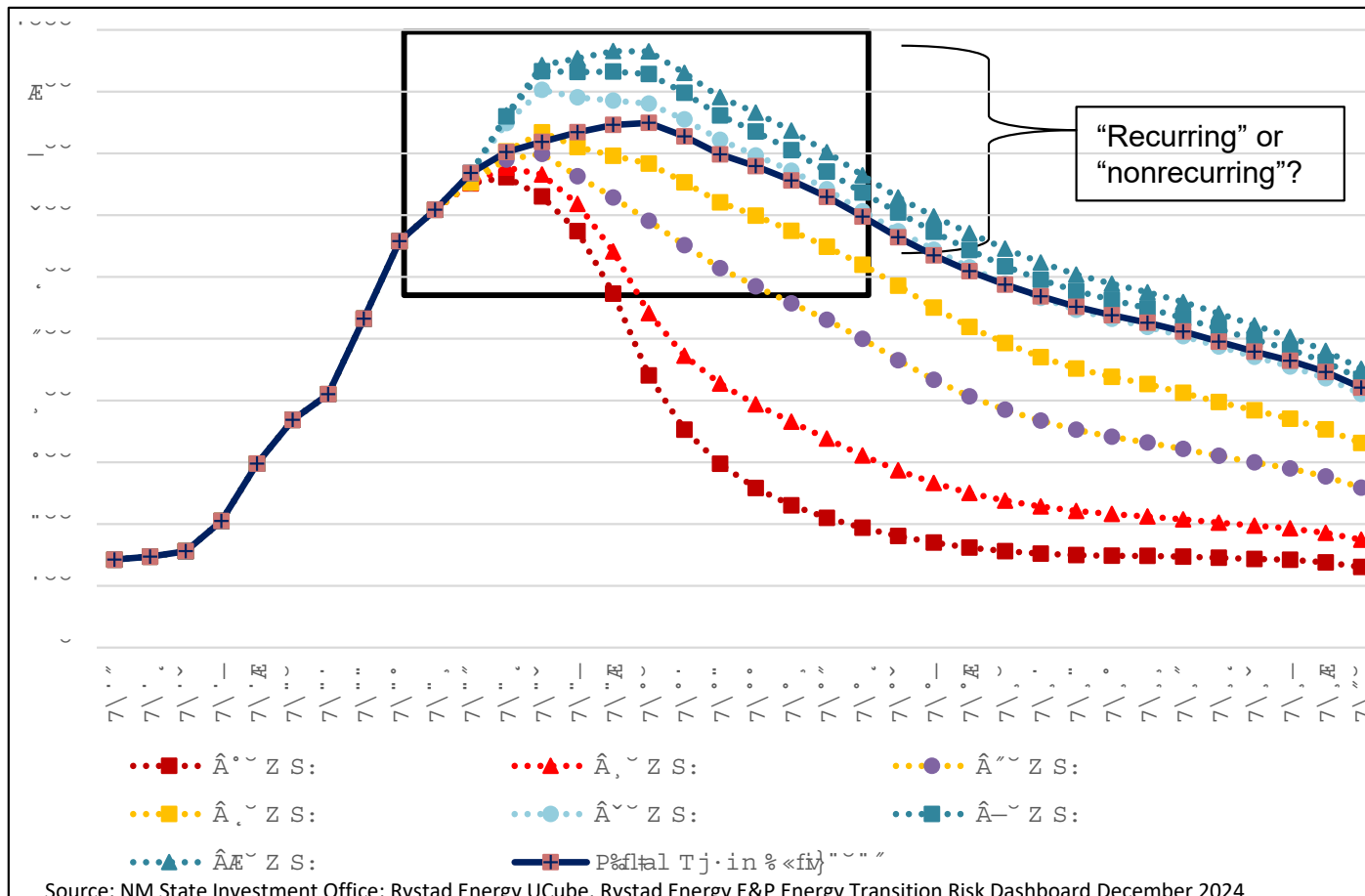
# Federal tax changes on the table could have significant state impacts.

- o **Enhanced standard deduction:** An additional year of inflation adjustment for the standard deduction, beginning in calendar year 2026. In addition, the bill would provide a temporary enhancement to the standard deduction.
- o **Limited itemized deductions**
- o **Increased SALT deduction cap:** Permanent new SALT deduction cap of \$40 thousand with phaseouts for higher earners.
- o **Deduction for tip income:** Temporary deduction for qualified tip income.
- o **Deduction for overtime pay:** Temporary deduction for the bonus amount of eligible overtime pay.
- o **Deduction for seniors:** Provide a new temporary bonus deduction for all individuals who have attained the age of 65.
- o **Charitable deduction for non-itemizers:** Temporary deduction for charitable contributions that is available to non-itemizers.
- o **Deduction for auto loan interest:** Temporary deduction for qualified passenger vehicle loan interest.



While energy analytics firms expect NM oil production to continue growing for the next few years, production is currently expected to peak in the 2030s.

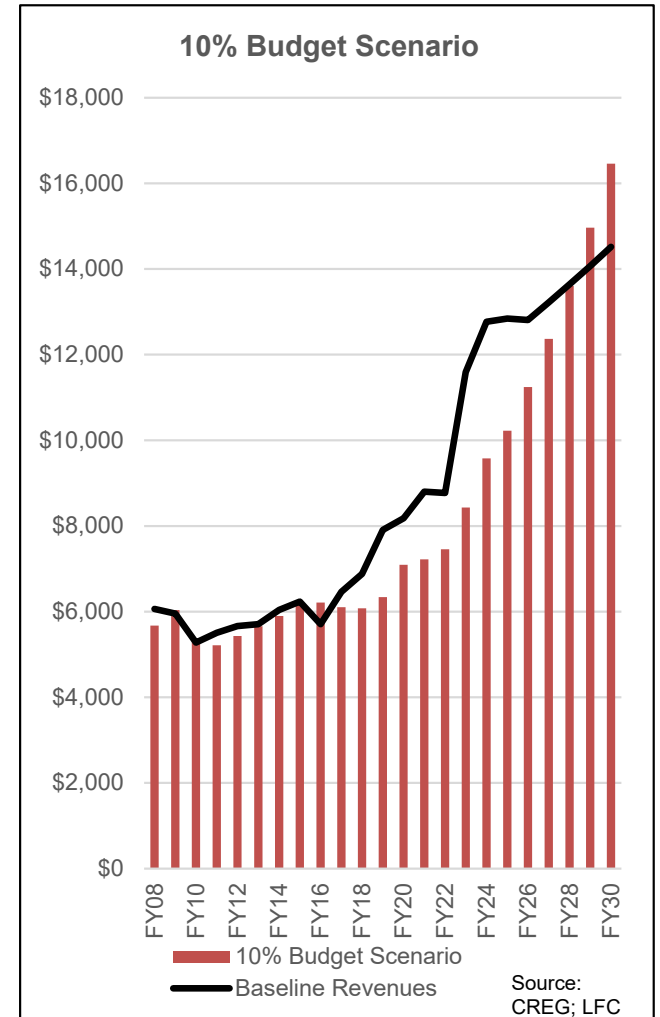
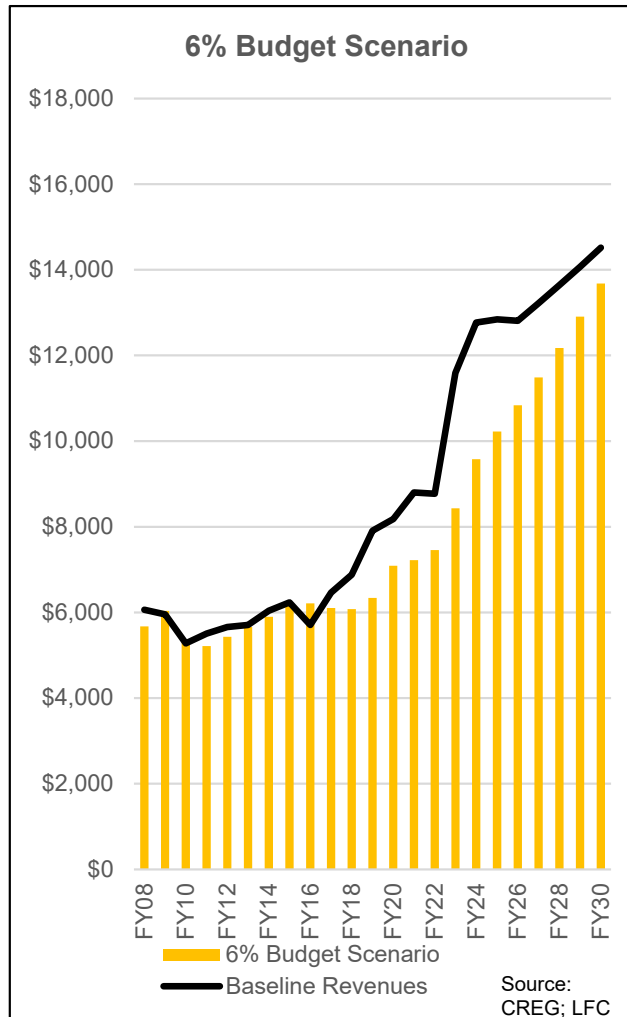
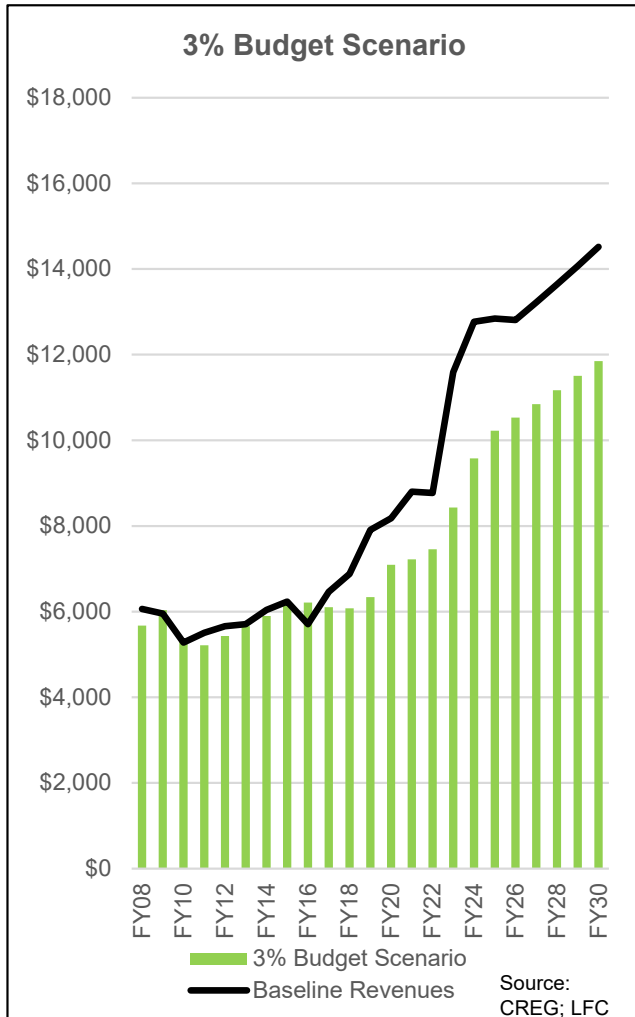
**Rystad Energy Analysis by SIC – New Mexico Long-Term Oil Production Outlook**



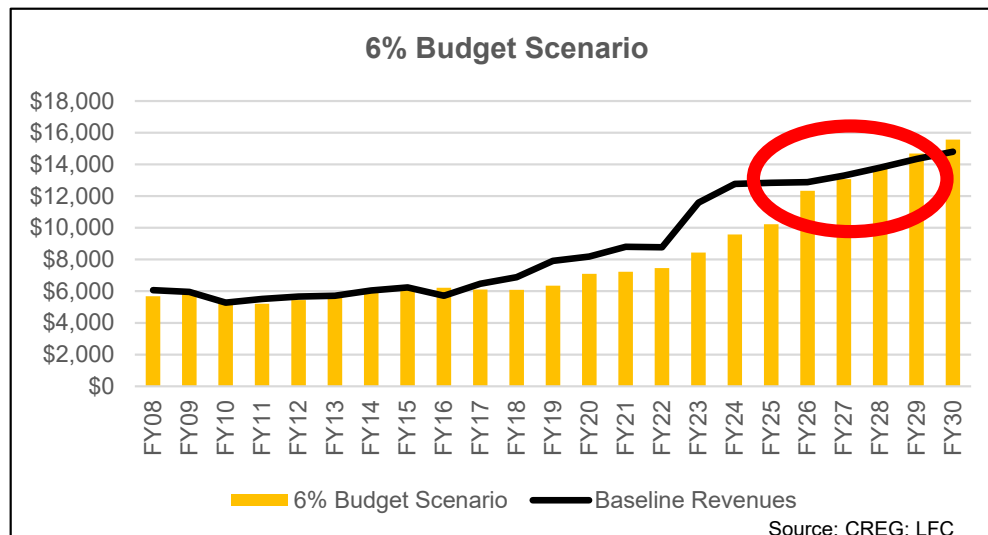
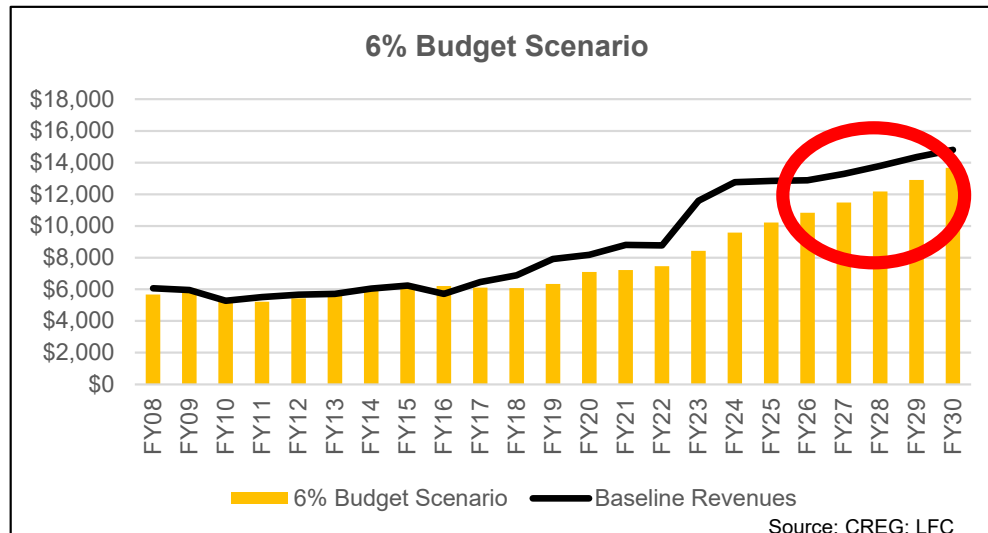
- The state will face tough choices in deciding how to treat general fund revenue growth from oil and gas revenues moving forward, particularly when growing recurring budgets
- Focus on diversifying and stabilizing state revenues
- Some analysts are predicting the Permian peak as early as this year



The state's budget needs are expected to grow, so balancing near-term and long-term needs is constant.



# Budgetary Outlooks: with \$1.5 billion of backfill in FY26 and no revenue impact



# BEST PRACTICE PLAYBOOK



# Best Practices: Do's and Do Not's

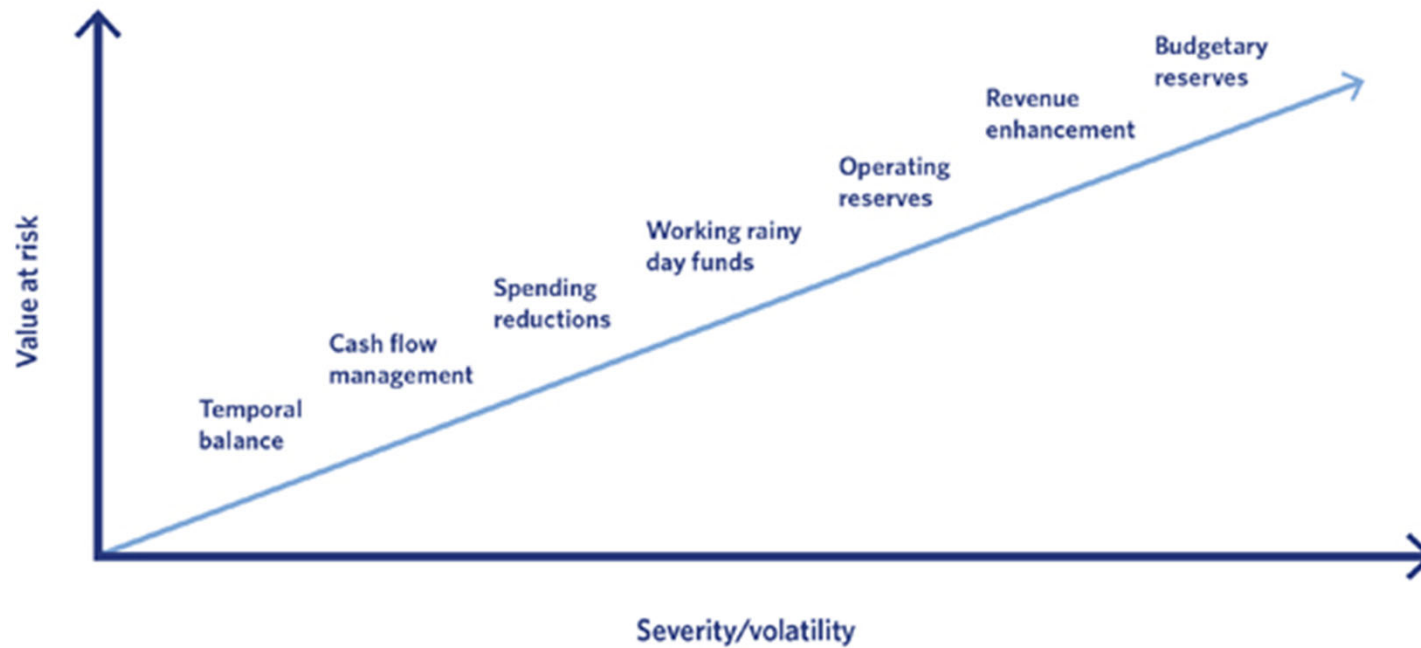
DO	DON'T
Tie Budget Growth with Long-Term forecasts	Obligate Future Revenues (Earmarks, Delayed Tax Cut Implementation, Delayed Spending)
Restrict Reserves for Shortfalls	Automatic Cost-Shift to Non-General Funds
Evaluate Program Performance to Identify Lowest and Highest Benefit	Fund Recurring Expenses with Debt
Study and Regularly Report on Deferred Costs	Fund recurring Needs with Asset Sales and Up-Front Revenues

Source: Volcker Alliance



# Best Practices: Downturn Playbook

Cataloging and ordering options help policymakers plan for different scenarios



Source: Utah's Office of the Legislative Fiscal Analyst

© 2022 The Pew Charitable Trusts



# Best Practices: Downturn Playbook

---

## New Mexico's Fiscal Toolkit:

- Some form of federal fiscal relief – don't count on it
- Swap agency revenues and sweep agency cash balances.
- Cancel stalled or out-year appropriations. Often called claw-backs or also appropriation sweeps.
- Agency Specific Savings (funded vacant positions and half empty but open prisons as examples)
- Reserves
- Eliminate Earmarks and Tax Expenditures using performance and evidence-based information to prioritize and protect high priority investments
- Budget Cuts and Revenue Raisers – furloughs and layoffs as a last resort



Phone: 505-986-4550

Email: [Ismael.Torres@nmlegis.gov](mailto:Ismael.Torres@nmlegis.gov)

**QUESTIONS?**

