

New Mexico Transportation Revenues

Jacob Macumber-Rosin, Excise Tax Policy Analyst, Tax Foundation

Transportation Funding

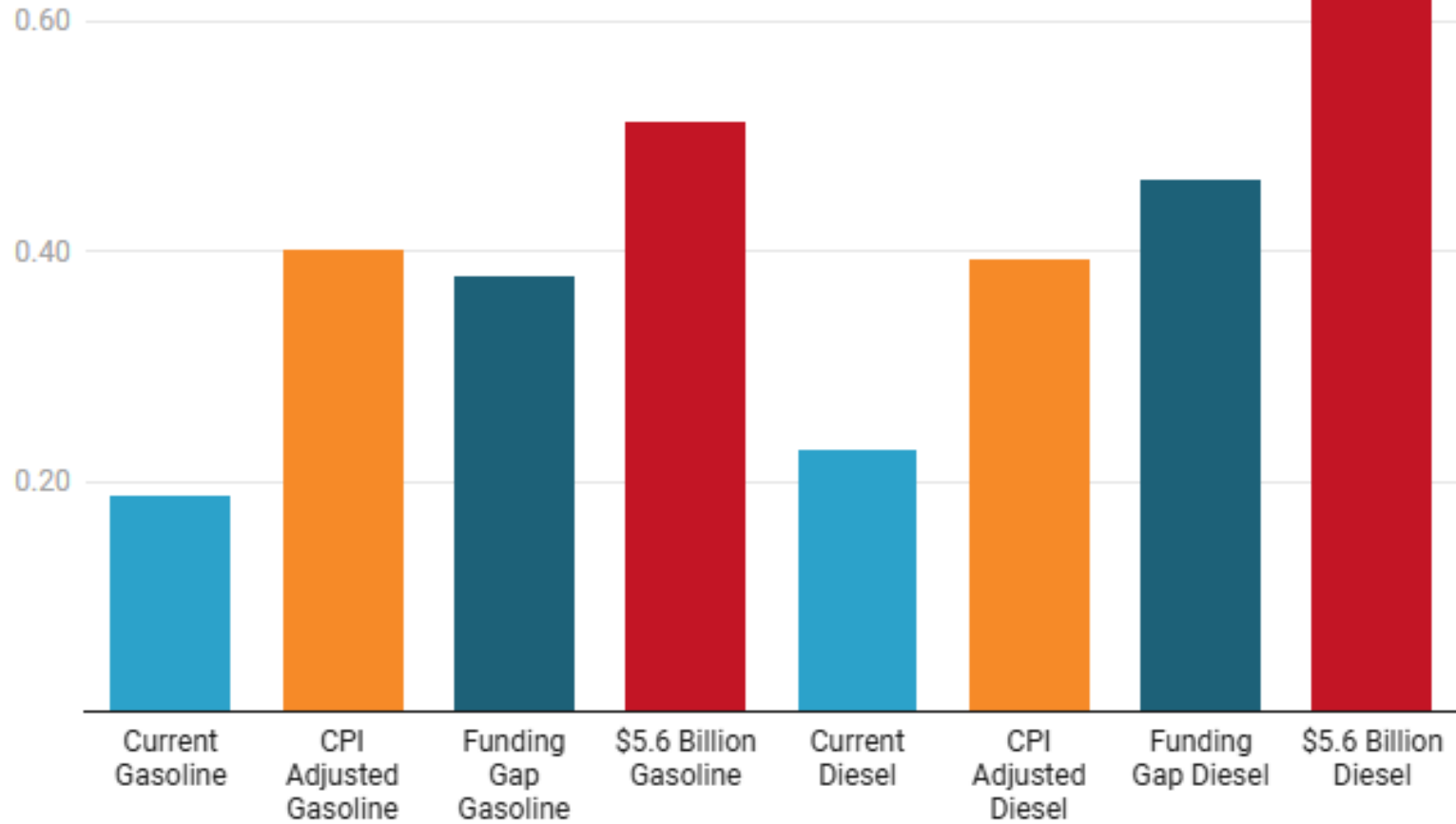
- **Underfunding Necessitates Irregular Injections**
- **User-Pays Principle**
- **Taxpayer Savings on Transportation Taxes Overwhelmed by Additional Costs from Underfunded Roads**

Problems with Fuel Taxes

- **Increasingly poor proxy for road use**
- **Fuel efficiency gains and electric vehicles**
- **Non-neutral burdens**
- **Eroded by inflation**

Fuel Tax Rates

Current and Estimated Fuel Tax Rates in New Mexico, \$ per Gallon



Includes Petroleum Products Loading Fee

Chart: Tax Foundation • Source: EIA; NM DOT; BLS; Author Calculations • [Get the data](#) • Created with [Datawrapper](#)



TAX FOUNDATION

Many Possible Solutions

- Motor Vehicle Excise Tax
 - General Funds or Transportation Funds
 - Sales Tax or User Fee for the Roads
- Delivery Surcharges Least Viable
- Electric Vehicle Fees
- Other Registration Fees
- Vehicle Miles Traveled Taxes

New Mexico Weight-Distance Tax Rates

NM Weight Distance Tax Rates on Select Gross Weight Brackets Under Various Circumstances

■ Current NM Weight Distance ■ NM Weight Distance HB 145 Rates ■ CPI Adjusted NM Weight Distance

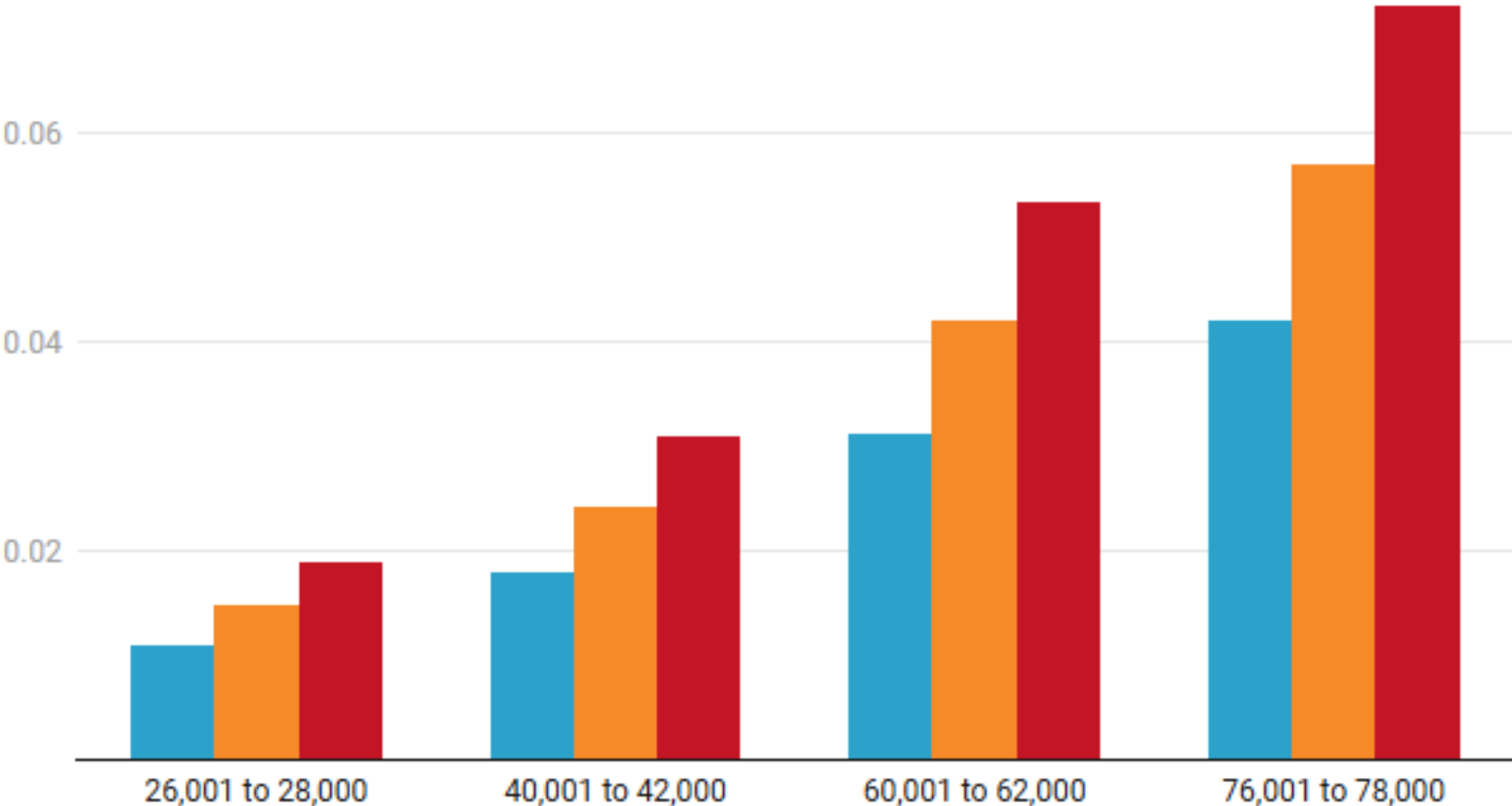


Chart: Tax Foundation • Source: NMOneSource; BLS; Author Calculations • [Get the data](#) • Created with [Datawrapper](#)

New Mexico and Other Weight Distance Tax Rates

Per Mile Rate Levied on a 61,000 Pound Vehicle Across States

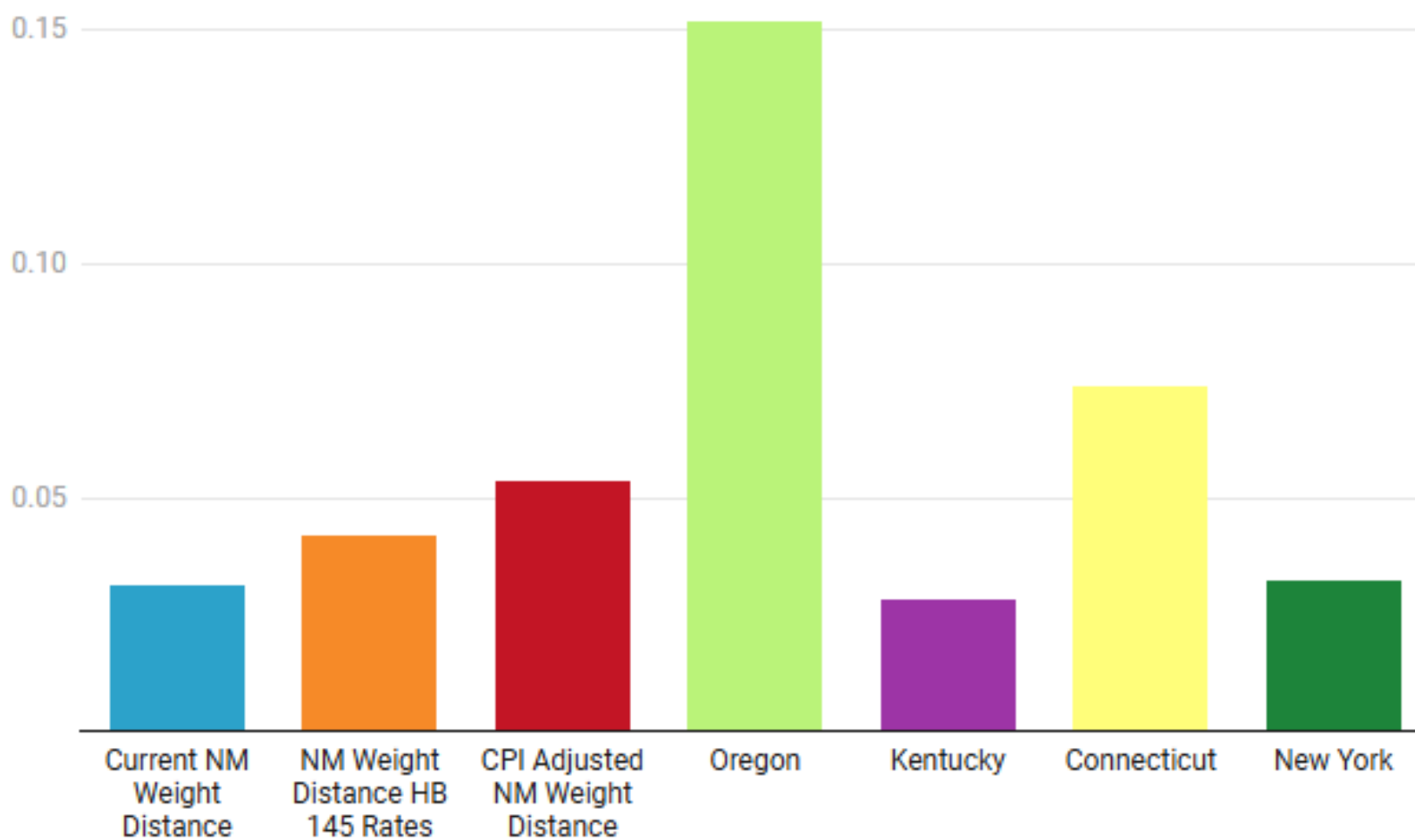


Chart: Tax Foundation • Source: State Statutes; Author Calculations • [Get the data](#) • Created with [Datawrapper](#)



TAX FOUNDATION

Privacy and Reporting Options

- Privacy, Privacy, Privacy
- High- and Low-Tech Reporting Options
- Exempted Miles

Replacement VMT Tax Rates by Vehicle Category

Average Per Mile Tax Required by Vehicle Category to Replace Existing or Projected Transportation Revenues

VMT Rates & Revenues	Motorcycles	Passenger Cars	Light Trucks	Buses	Single Unit Trucks	Combination Trucks	Estimated Revenue	Revenue to Replace
Funding Gap	\$0.000672	\$0.003690	\$0.005450	\$0.026650	\$0.032718	\$0.053383	\$327,071,428.66	\$327,071,428.57
Additional \$5.6 Billion	\$0.001151	\$0.006318	\$0.009332	\$0.045630	\$0.056019	\$0.091400	\$560,000,000.93	\$560,000,000.00
Fuel Taxes	\$0.000621	\$0.003406	\$0.005031	\$0.024601	\$0.030202	\$0.049277	\$301,916,715.32	\$301,916,715.00
Weight Distances	\$0.000249	\$0.001369	\$0.002021	\$0.009884	\$0.012134	\$0.019798	\$121,300,000.62	\$121,300,000.00
Current MVET	\$0.000231	\$0.001268	\$0.001873	\$0.009159	\$0.011244	\$0.018345	\$112,400,000.67	\$112,400,000.00
Altered MVET	\$0.000569	\$0.003122	\$0.004611	\$0.022546	\$0.027679	\$0.045161	\$276,700,000.74	\$276,700,000.00
Other Taxes & Fees	\$0.000261	\$0.001434	\$0.002118	\$0.010356	\$0.012714	\$0.020744	\$127,100,000.30	\$127,100,000.00
Combined Total Rate	\$0.002851	\$0.015648	\$0.023113	\$0.113016	\$0.138749	\$0.226380	\$1,387,016,717.92	\$1,387,016,715.00

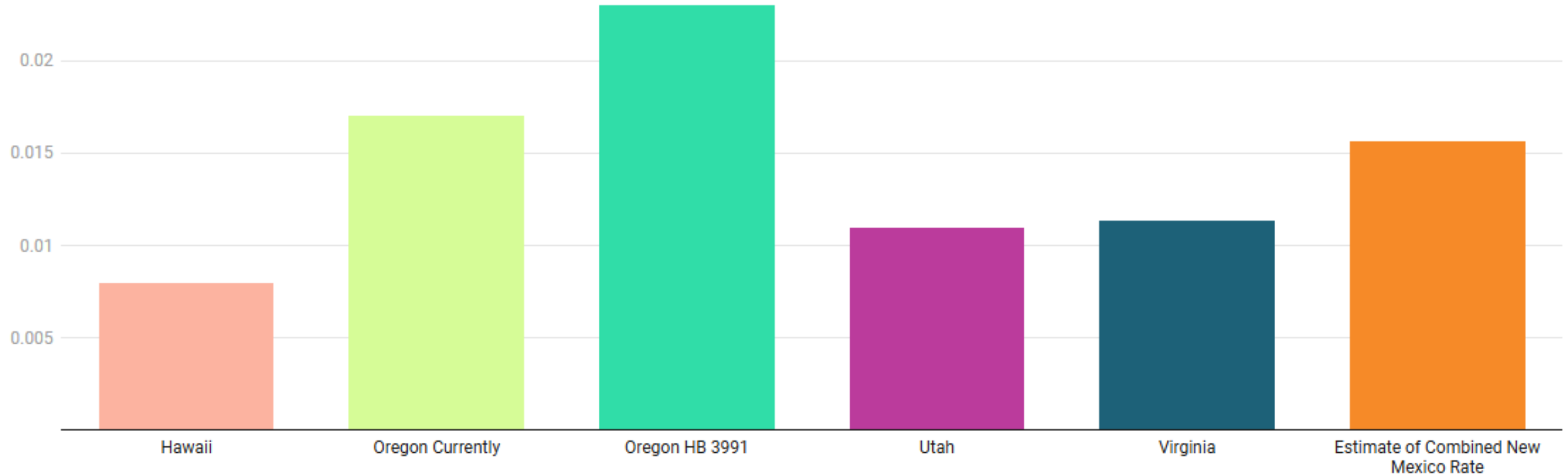
9 Combined Total Rate includes replacing existing fuel taxes, weight distance taxes, an altered MVET, other taxes and fees, and an additional \$5.6 billion in funding over 10 years.

Table: Tax Foundation • Source: FHWA; NMDOT; Author Calculations • [Get the data](#) • Created with [Datawrapper](#)

TAX FOUNDATION

VMT Tax Rates Across States

Current and Estimated Per Mile Charge on Passenger Vehicles in States, \$ per Mile



Oregon HB 3991 not yet signed, rate reflected is estimated from those pending changes. Virginia rate applies to electric vehicles; hybrids are charged a slightly lower rate by fuel-efficiency.

Chart: Tax Foundation • Source: State Statutes; Author Calculations • [Get the data](#) • Created with [Datawrapper](#)



Earmarking Transportation Funds

- Current Distribution of New Mexico Road Funds
 - Miscellaneous Funds
 - Local General Funds
 - Transit

It is entirely possible for New Mexico to fund its transportation with principled, recurring transportation revenues