



San Juan College

TEACHER EDUCATION MARKET REPORT

PREPARED FOR THE INDIAN AFFAIRS COMMITTEE

JULY 7, 2021

SJC Programs for Teachers

- ▶ AA in Elementary Education
- ▶ AA in Secondary Education
- ▶ AA in Early Childhood Education

- ▶ *Alternative Licensure: Special Education*
- ▶ *Alternative Licensure: Elementary Education*
- ▶ *Alternative Licensure: Secondary Education*

- ▶ Licensure endorsements offered: TESOL & Gifted
 - ▶ *SJC Laboratory School: The Child and Family Development Center*


2+2's

- ▶ UNM Elementary Education
- ▶ UNM Elementary Education + Special Education Dual-License
- ▶ Fort Lewis College Early Childhood Education
- ▶ Fort Lewis College Elementary Education and Secondary Education
- ▶ Dine College Elementary Education and Secondary Education
- ▶ *(Pending)* New Mexico Highlands University Early Childhood, Elementary and Secondary Education




Partnerships & MOU's

- ▶ Reimbursement of instructor TESOL endorsement for Gallup-McKinley County Public Schools & Bloomfield Public Schools (MOU)
 - ▶ Books, tuition, supplies, fees
 - ▶ 2 courses
 - ▶ Bilingual Methods 2630 (3 credits)
 - ▶ Teaching English to Students of Other Languages (TESOL) 2625 (3 credits)



NMPED & San Juan College



- ▶ Project ALPINE 1, 2, 3 as a result of early summer RFA's since 2018
Alpine: Alternative Licensure Program Increasing Native-serving Educators
- ▶ ALP teachers at a residency school (service agreement of 3 years)
- ▶ Scaled to multiple districts from two (2018) and BIE schools (2021)
- ▶ Funding total of \$450,000.00+ for three completed annual projects and 45 regional teachers
 - ▶ Recruitment, Retention, Residency
 - ▶ Culturally Sustaining Pedagogy and Mentoring of Scholars
 - ▶ Coordination with districts for ALP Advisory

Comparing ALP Programs

Completions by Institution

Institution	Completions (2019)	Growth % YOY (2019)	Market Share (2019)	IPEDS Tuition & Fees (2019)
Central New Mexico Community College	72	-11.1%	40.2%	\$1,650
Santa Fe Community College	67	19.6%	37.4%	\$2,115
San Juan College	38	18.8%	21.2%	\$1,546
Northern New Mexico College	2	-60.0%	1.1%	\$4,952

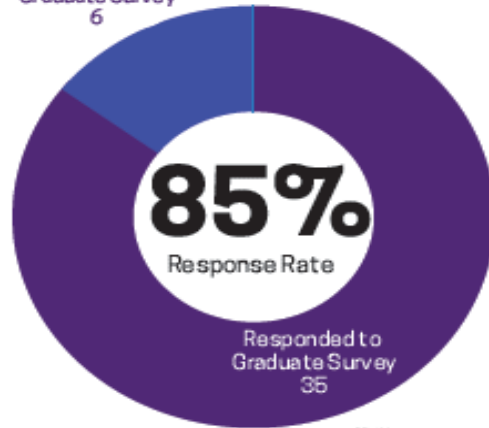


SAN JUAN COLLEGE

GRADUATE STATUS REPORT

Alternative Licensure Certificate- Elementary | FACT SHEET (FA16-SU20 Graduates)*

No Response to
Graduate Survey
6



GRADUATE OUTCOMES

83% ➤ Employed- Full Time

3% ➤ Enrolled in a Program of Continuing Education

14% ➤ No Response



GRADUATES PRIMARY GOALS

98%

Training for Employment

2%

Further Education

0% 25% 50% 75% 100%

CERTIFICATE-RELATED JOBS



87%

of graduates **Strongly Agreed** or **Agreed** that this certificate prepared them well for their career.

MEDIAN SALARY



\$41,447



SAN JUAN COLLEGE
Center for Student Careers
and Employment



505-566-3423



Room 1717
West Classroom Complex



/SJCStudentEmployment



careercenter@sanjuancollege.edu



sanjuancollege.edu/student-services/career-center

NEW MEXICO JOBS



100%

Employed in
New Mexico

EMPLOYERS



OCCUPATIONAL OUTLOOK



Bright outlook for Elementary School Teachers



Elementary School Teachers

- **1,545** companies have posted **14,081** Elementary School Teacher jobs since December 2016 in the southwest region.
- Currently there are **61,442** Elementary School Teachers employed in the southwest region.
- New workers generally start around **\$36,084**. Normal pay for Elementary School Teachers is **\$49,367** in the southwest region.

5% Growth

expected in New Mexico 2016-2026

2-3% Growth

expected nationwide 2018-2028



*Data is based on 41 graduate responses collected between Fall 2016-Summer 2020

**Occupational outlook information gathered from EMSI Career Coach & O*Net



SAN JUAN COLLEGE
Center for Student Careers
and Employment



505-566-3423



Room 1717
West Classroom Complex



/SJCStudentEmployment



careercenter@sanjuancollege.edu



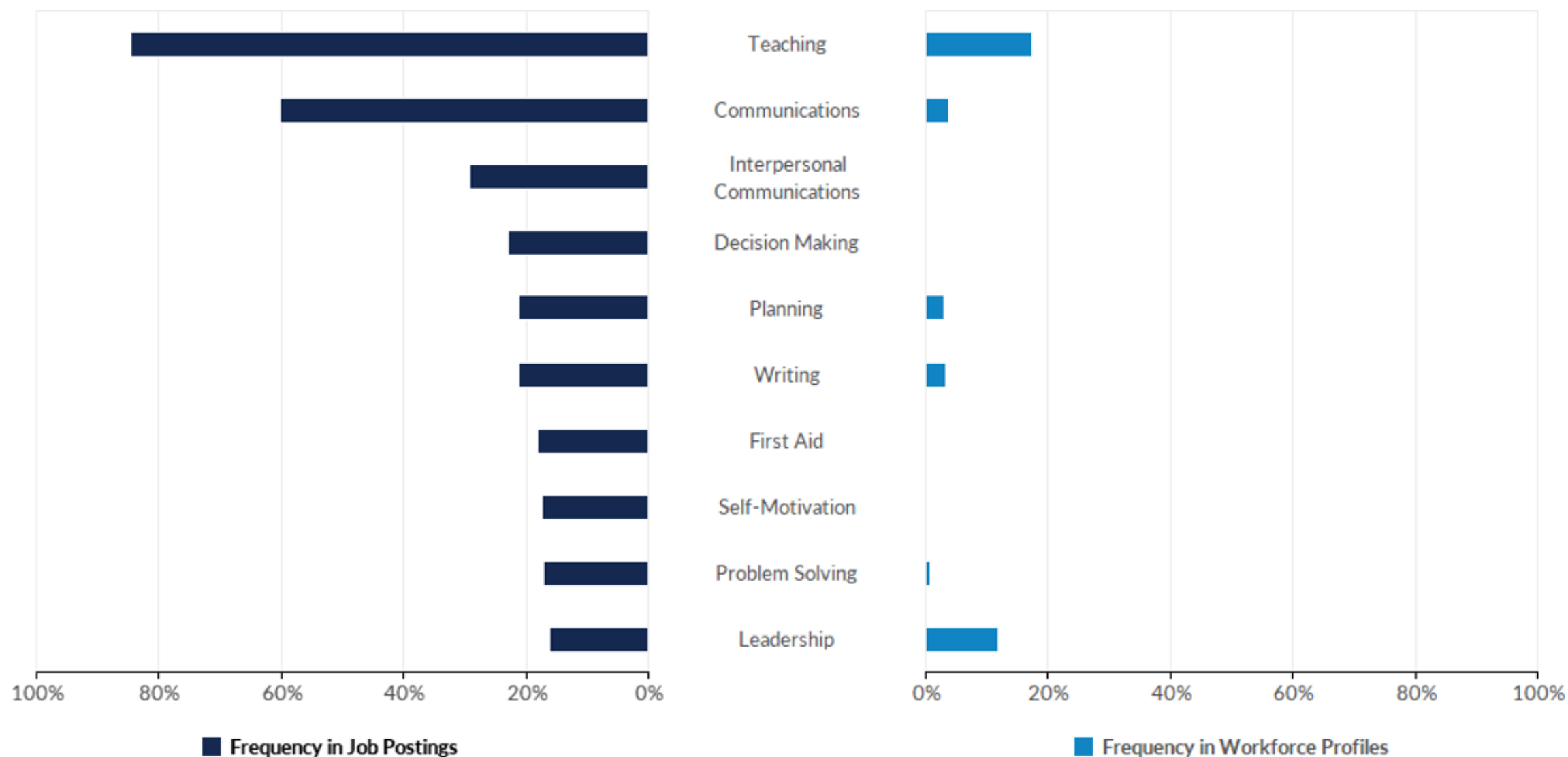
sanjuancollege.edu/student-services/career-center

Jobs, annual openings, and projected wages

3,729	-0.4%	\$30.08/hr. \$62.6K/yr.	259
Jobs (2020)*	% Change (2020-2025)*	Median Earnings	Annual Openings*
3% above National average*	Nation: +2.7%*	Nation: \$31.49/hr. \$65.5K/yr.	

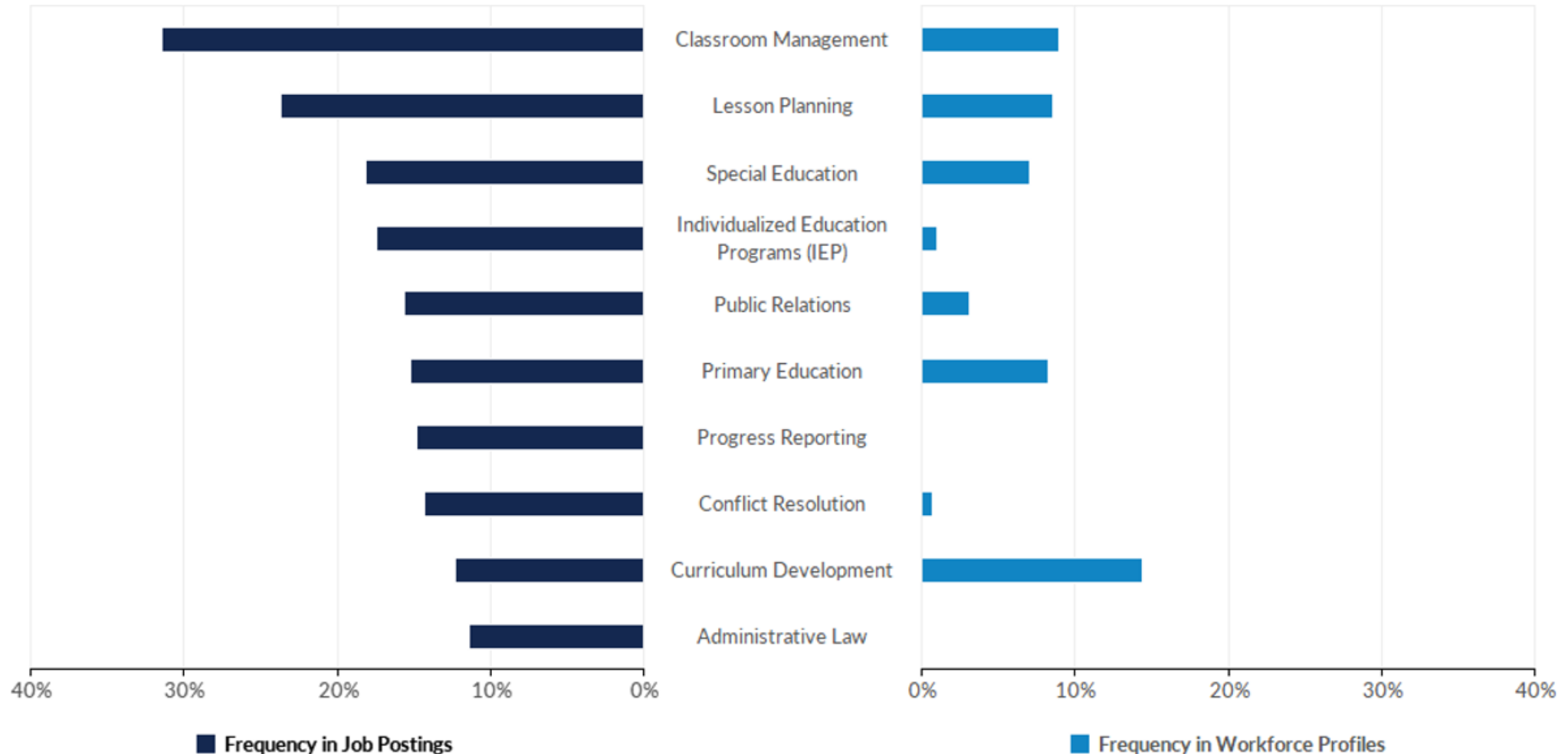
Occupation	2020 Jobs*	Annual Openings*	Median Earnings	Growth (2020 - 2025)*
Elementary School Teachers, Except Special Education	3,340	232	\$27.84/hr	-0.42%
Education Administrators, Kindergarten through Secondary	389	27	\$39.04/hr	0.00%

Top Common Skills



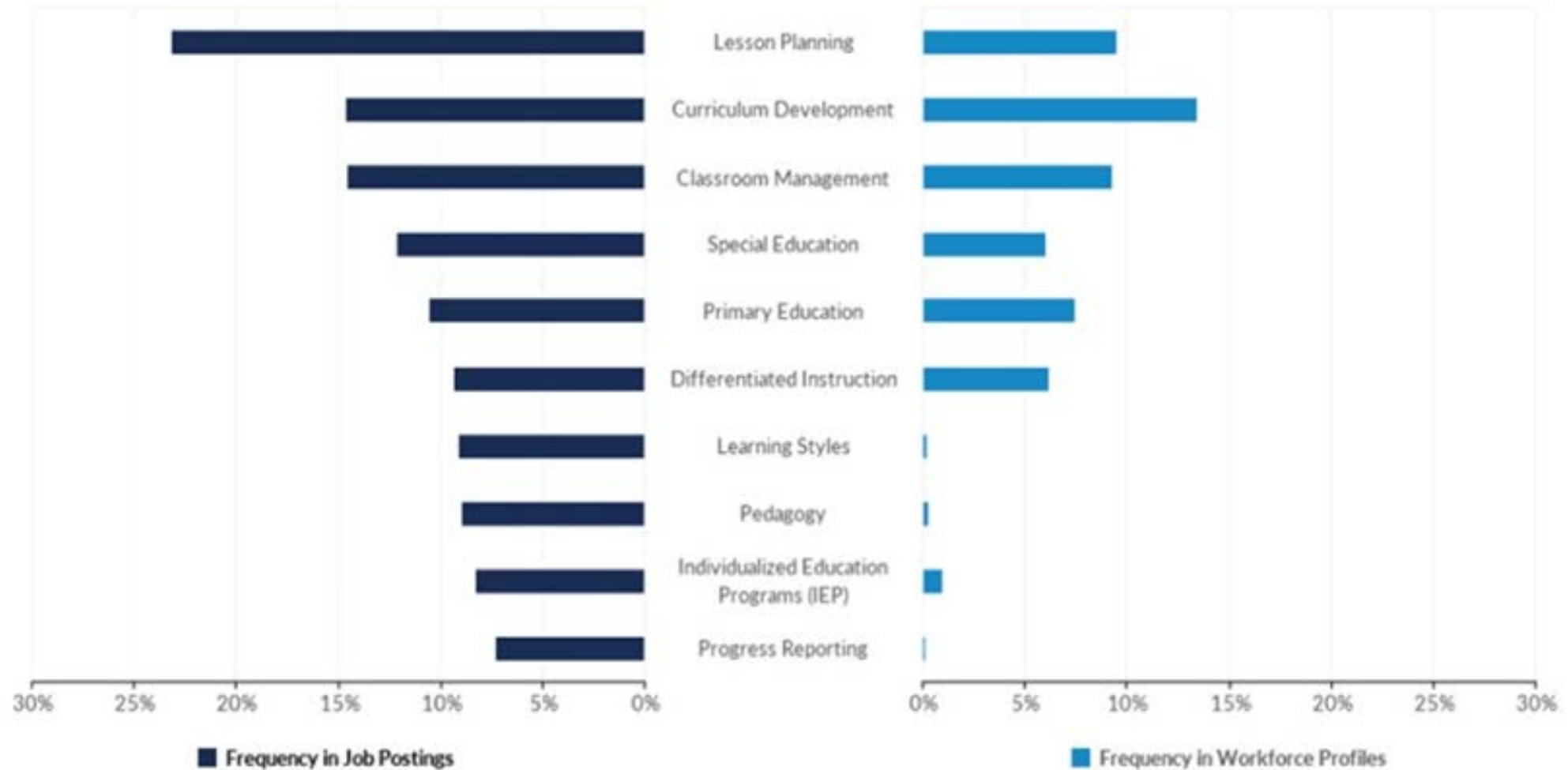
Workforce Skills v. Profiled Skills 2020 (Administrative, Special Education)

Top Hard Skills

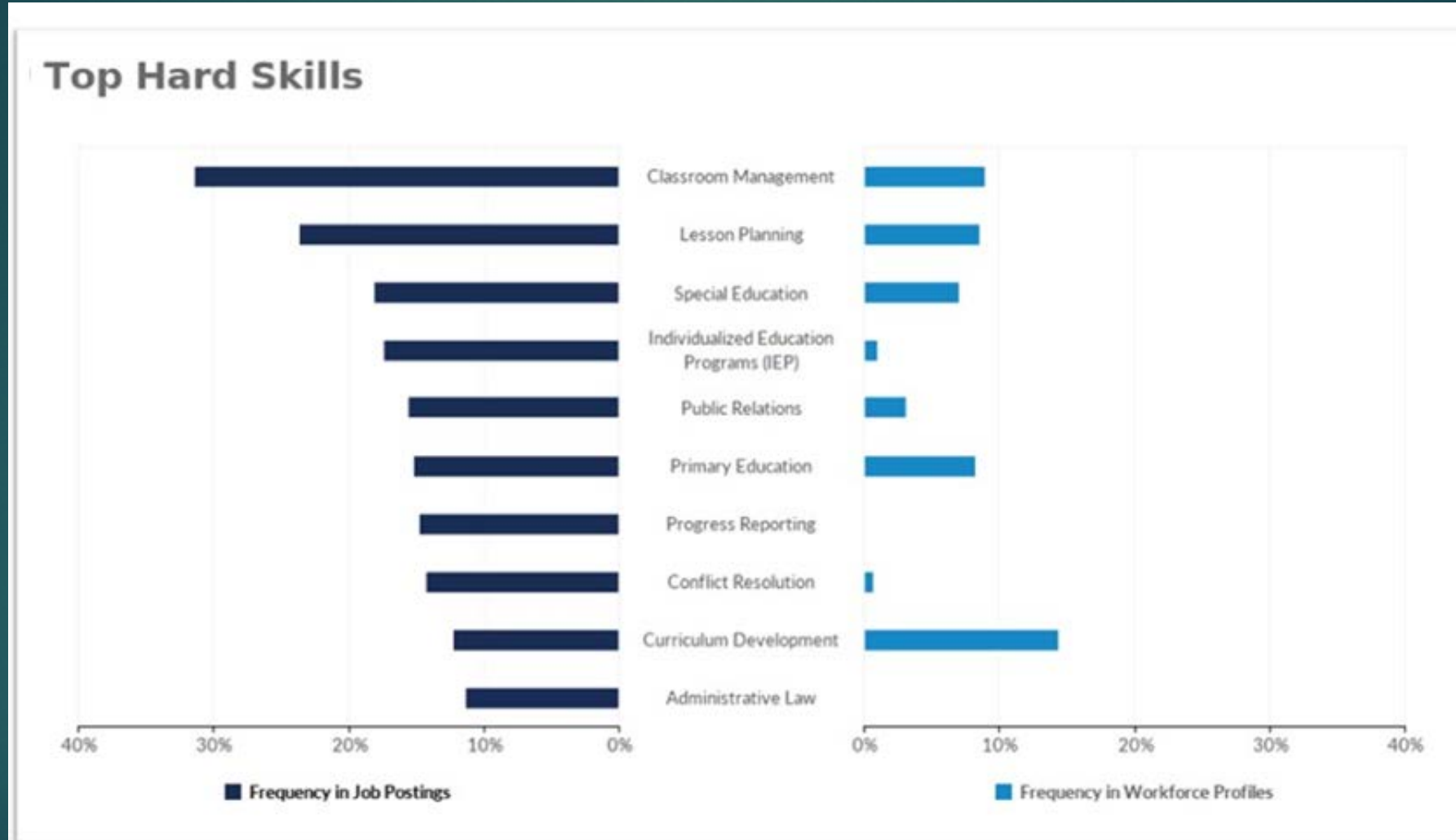


Workforce Skills v. Profiled Skills 2020 (Teacher, Not Special Education)

Top Hard Skills

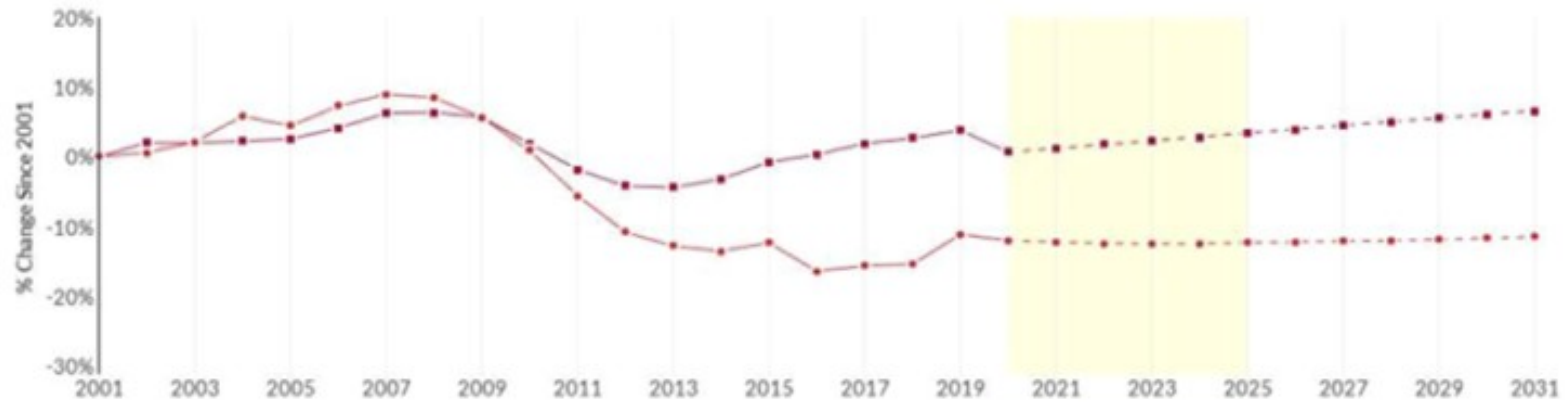


Workforce Skills v. Profiles (Covid, 2021)



Projected Growth = 3% faster in US than in NM

Regional Trends

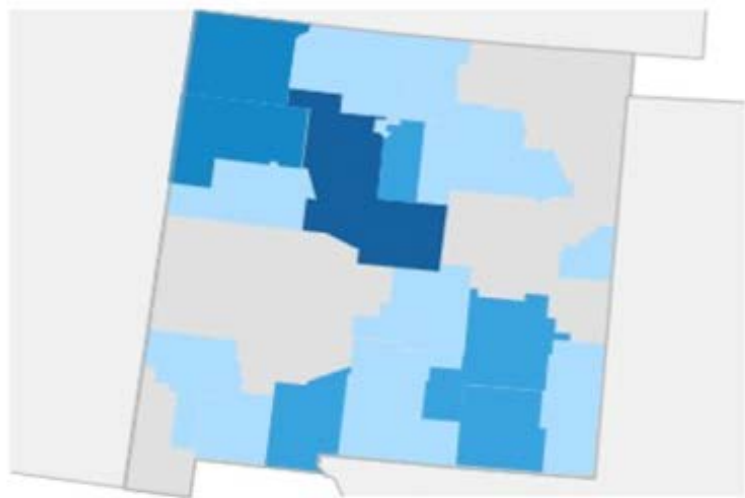


Region	2020 Jobs	2025 Jobs	Change	% Change
● Region	9,323	9,291	-32	-0.3%
● Nation	1,644,845	1,689,574	44,729	2.7%

DISTRIBUTION OF RACE/ETHNICITY BREAKDOWN

	Race/Ethnicity	2020 Jobs	2020 Percent	
●	White	5,267	58.8%	<div></div>
●	Hispanic or Latino	2,833	31.6%	<div></div>
●	American Indian or Alaska Native	481	5.4%	<div></div>
●	Black or African American	162	1.8%	<div></div>
●	Two or More Races	111	1.2%	<div></div>
●	Asian	104	1.2%	<div></div>

Job Postings Regional Breakdown



MSA

Unique Postings (Jun 2020 - May 2021)

Albuquerque, NM

182

Gallup, NM

81

Farmington, NM

70

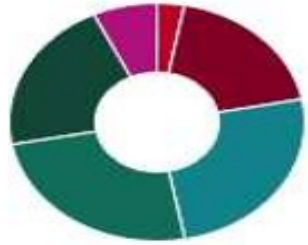
Santa Fe, NM

30

Las Cruces, NM

29

Teachers by Age



		2020	2020	
Age		Jobs	Percent	
●	14-18	1	0.0%	
●	19-24	267	3.0%	
●	25-34	1,693	18.9%	
●	35-44	2,248	25.1%	
●	45-54	2,243	25.0%	
●	55-64	1,877	20.9%	
●	65+	632	7.1%	

Occupation breakdown by Gender



Gender		2020 Jobs	2020 Percent	
●	Males	2,481	27.7%	<div></div>
●	Females	6,480	72.3%	<div></div>

Talent Providers

School	Profiles	Percent
University of New Mexico-Main Campus	550	12.91%
New Mexico State University-Main Campus	266	6.24%
New Mexico Highlands University	143	3.36%
Eastern New Mexico University-Main Campus	124	2.91%
University of California-Los Angeles	70	1.64%
University of Phoenix-Arizona	61	1.43%
Western New Mexico University	56	1.31%

EMSI Report

- ▶ EMSI—an affiliate of the Strada Education Network—is a labor market analytics firm providing meaningful data for users including researchers at colleges and universities, economic development organizations, and Fortune 500 companies.
- ▶ EMSI data offers a three-pronged approach to labor market information: the traditional LMI combines dozens of government sources from agencies like the Bureau of Economic Analysis, U.S. Census Bureau, and Bureau of Labor Statistics into one dataset that details industries, occupations, demographics, and academic programs.
- ▶ San Juan College subscribes to EMSI services for Economic Impact Analyses and Economic Data Reports. When we build Academic Programs we include EMSI data to help us prioritize labor and education needs for specific regions. EMSI is a database that blends data from over 90 sources including Federal Government data from the Department of Labor, Census, Department of Ed.-IPEDS, and online job boards.
- ▶ SJC has been using EMSI Services since 2001.

Gracias

thank
you!

AHÉHEE'!

