



September 29, 2021

Joint Committee Presentation  
Courts, Corrections and Justice Committee  
& Legislative Health and Human Services  
Committee

## **New Mexico County Detention Facilities Update**

Grace Philips  
General Counsel, New Mexico Counties

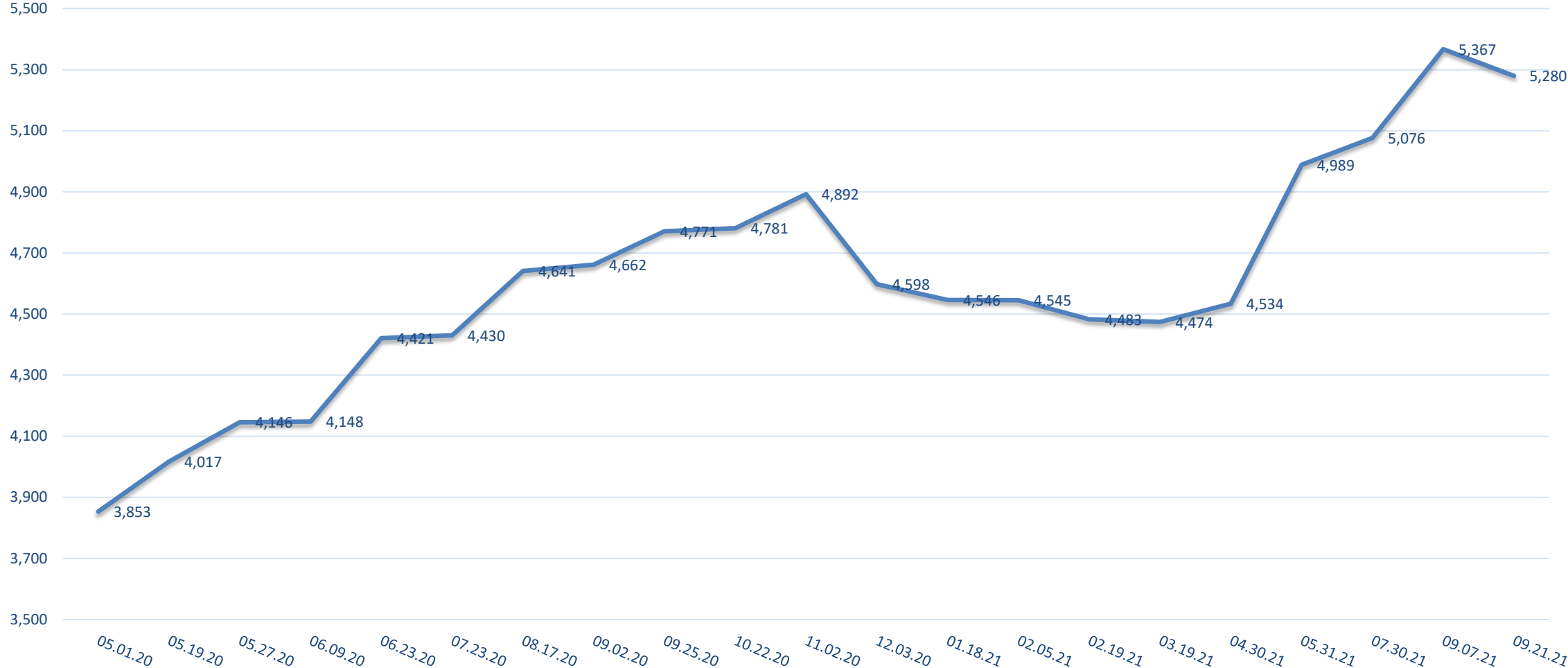
444 Galisteo Street  
Santa Fe, NM 87501

877-983-2101  
505-983-2101  
Fax: 505-983-4396

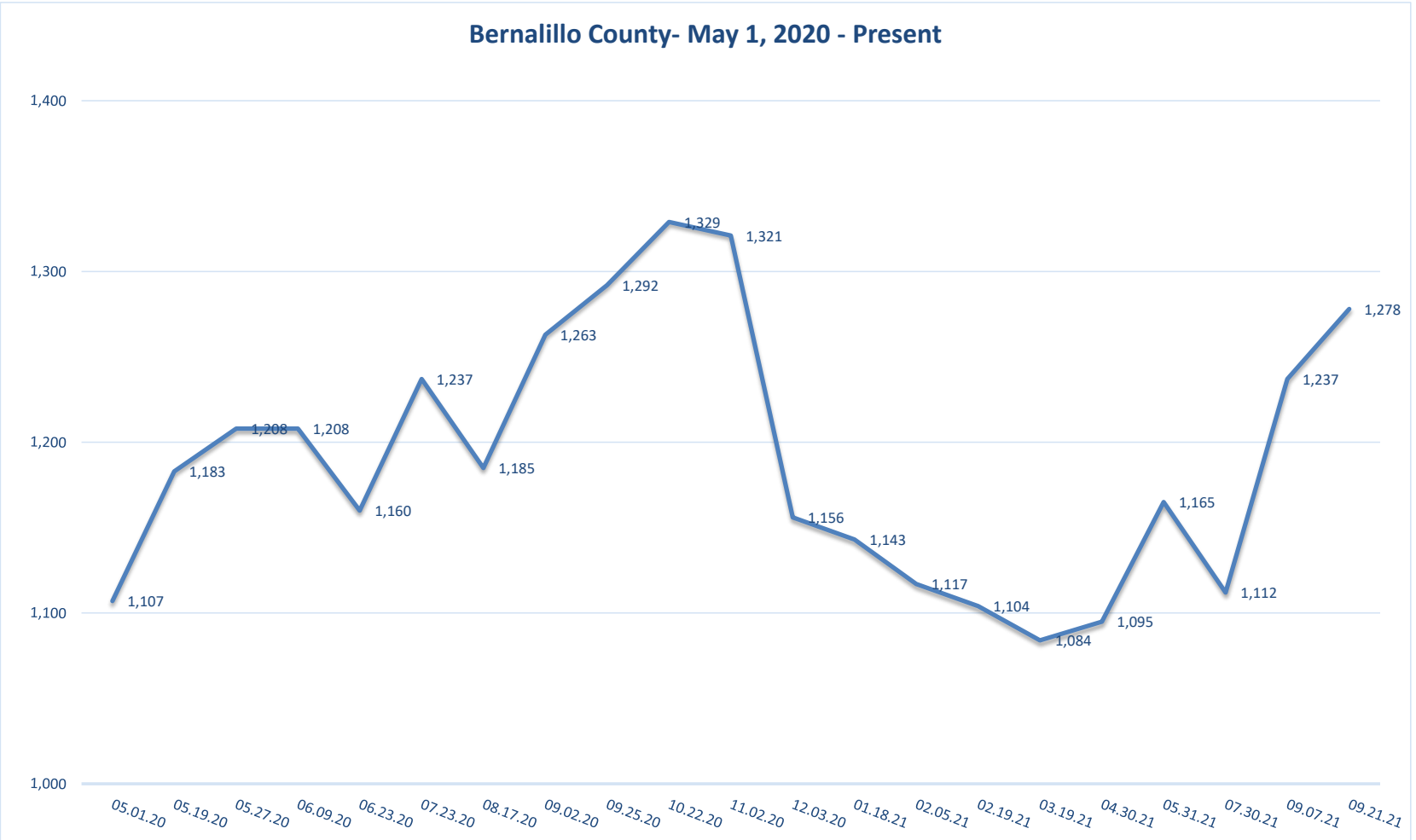
[NMCOUNTIES.ORG](http://NMCOUNTIES.ORG)

05.01.20	3,853
05.19.20	4,017
05.27.20	4,146
06.09.20	4,148
06.23.20	4,421
07.23.20	4,430
08.17.20	4,641
09.02.20	4,662
09.25.20	4,771
10.22.20	4,781
11.02.20	4,892
12.03.20	4,598
01.18.21	4,546
02.05.21	4,545
02.19.21	4,483
03.19.21	4,474
04.30.21	4,534
05.31.21	4,989
07.30.21	5,076
09.07.21	5,367
09.21.21	5,280

Detention Population - May 1, 2020 - Present

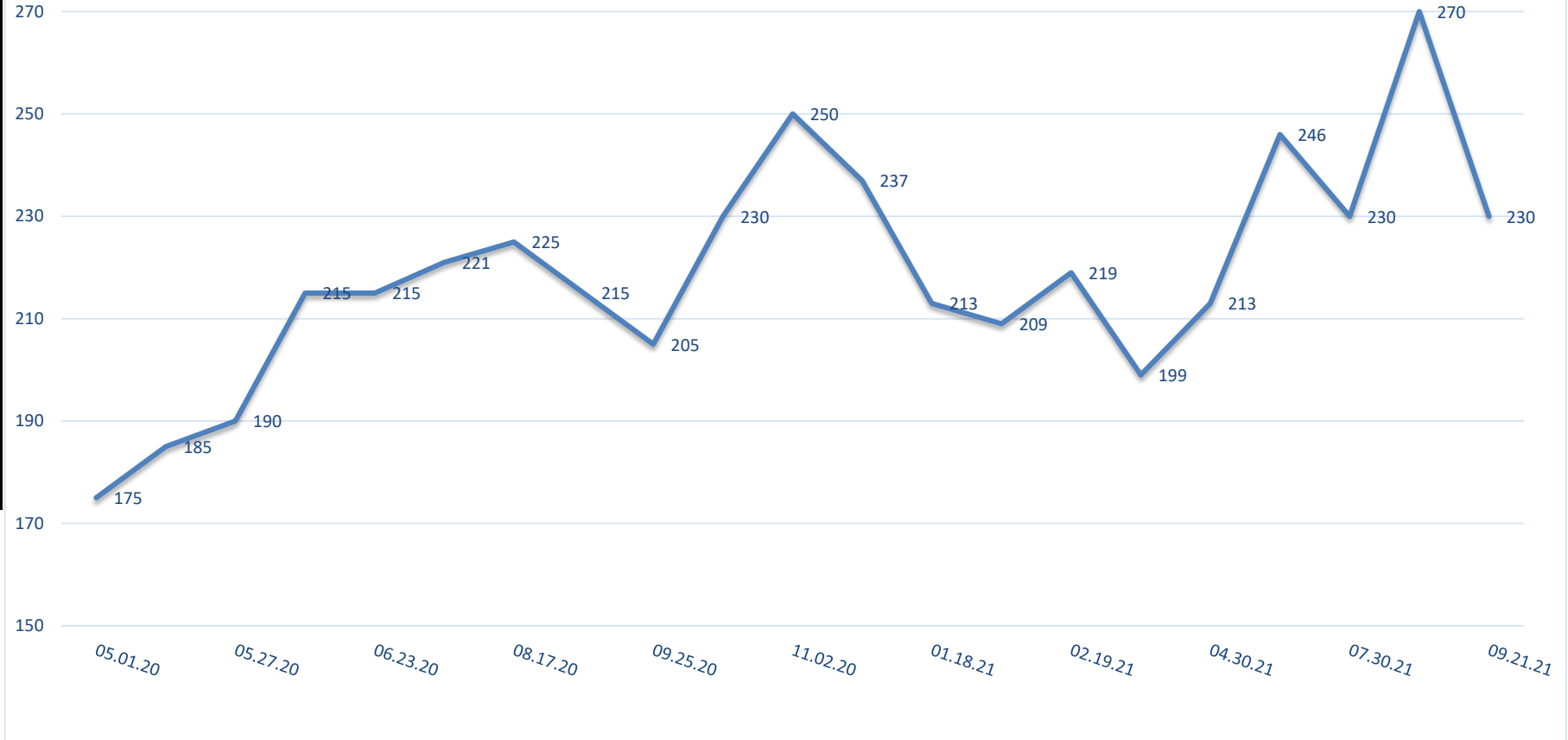


05.01.20	1,107
05.19.20	1,183
05.27.20	1,208
06.09.20	1,208
06.23.20	1,160
07.23.20	1,237
08.17.20	1,185
09.02.20	1,263
09.25.20	1,292
10.22.20	1,329
11.02.20	1,321
12.03.20	1,156
01.18.21	1,143
02.05.21	1,117
02.19.21	1,104
03.19.21	1,084
04.30.21	1,095
05.31.21	1,165
07.30.21	1,112
09.07.21	1,237
09.21.21	1,278

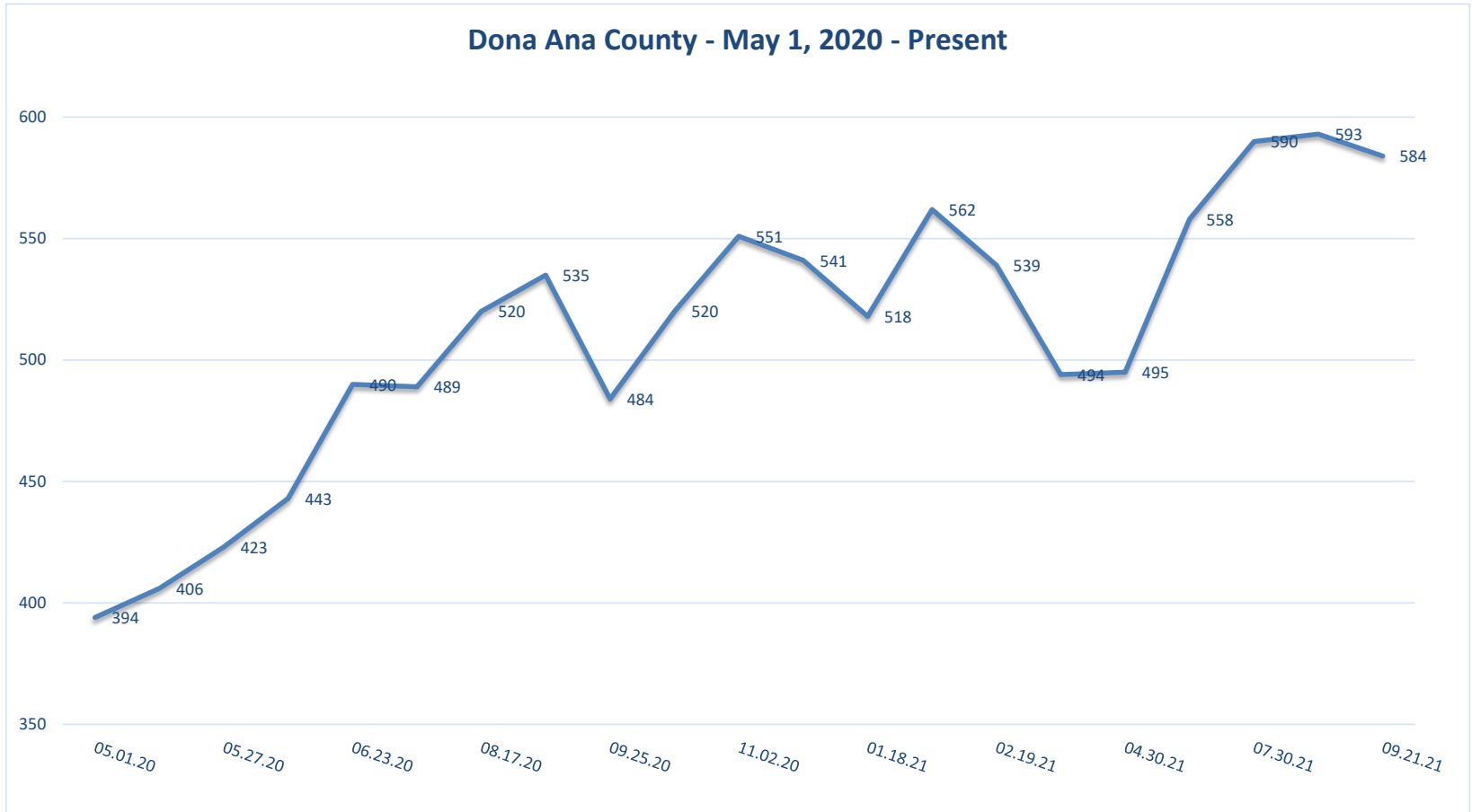


05.01.20	175
05.19.20	185
05.27.20	190
06.09.20	215
06.23.20	215
07.23.20	221
08.17.20	225
09.02.20	215
09.25.20	205
10.22.20	230
11.02.20	250
12.03.20	237
01.18.21	213
02.05.21	209
02.19.21	219
03.19.21	199
04.30.21	213
05.31.21	246
07.30.21	230
09.07.21	270
09.21.21	230

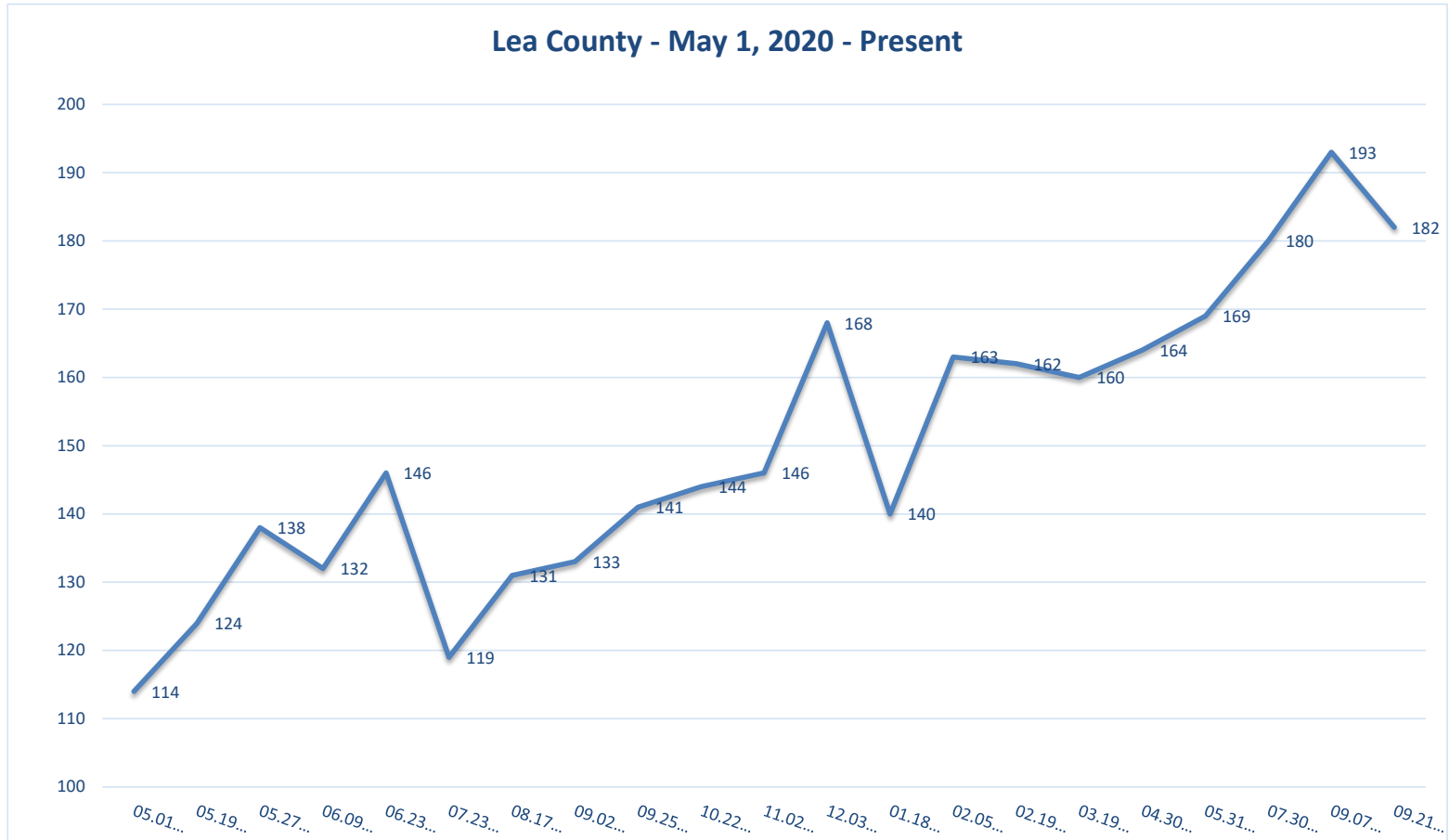
### Chaves County - May 1, 2020 - Present



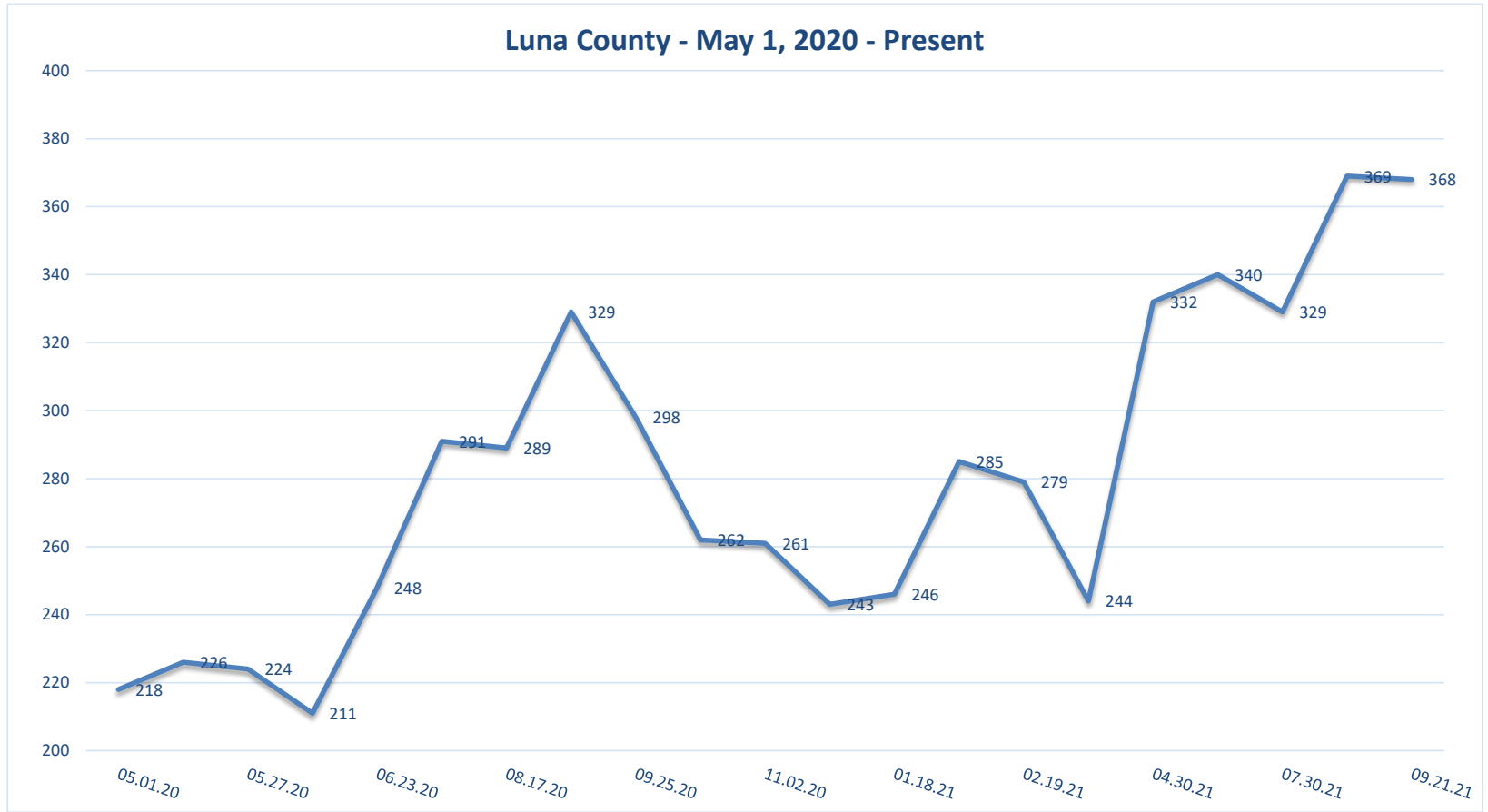
05.01.20	394
05.19.20	406
05.27.20	423
06.09.20	443
06.23.20	490
07.23.20	489
08.17.20	520
09.02.20	535
09.25.20	484
10.22.20	520
11.02.20	551
12.03.20	541
01.18.21	518
02.05.21	562
02.19.21	539
03.19.21	494
04.30.21	495
05.31.21	558
07.30.21	590
09.07.21	593
09.21.21	584



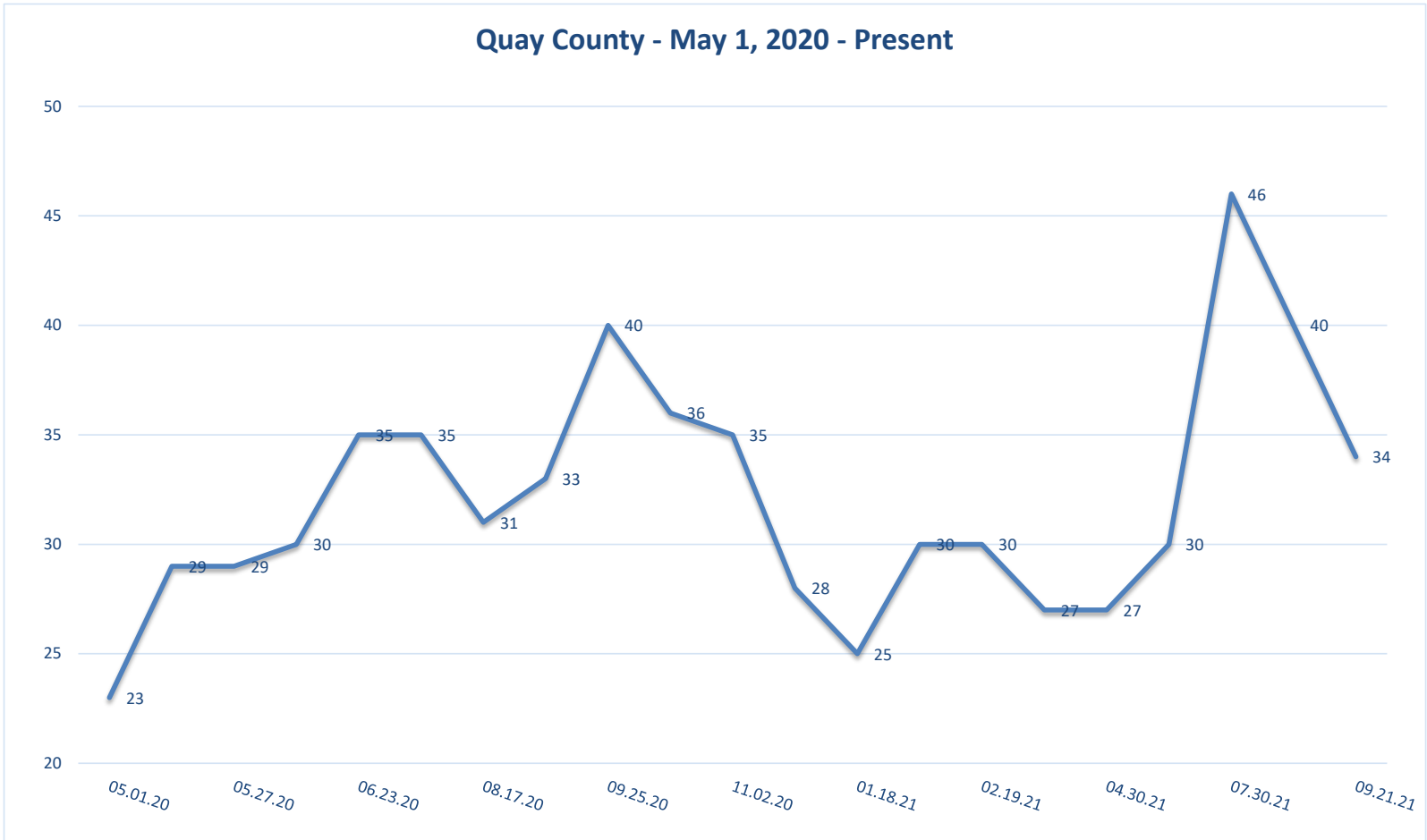
05.01.20	114
05.19.20	124
05.27.20	138
06.09.20	132
06.23.20	146
07.23.20	119
08.17.20	131
09.02.20	133
09.25.20	141
10.22.20	144
11.02.20	146
12.03.20	168
01.18.21	140
02.05.21	163
02.19.21	162
03.19.21	160
04.30.21	164
05.31.21	169
07.30.21	180
09.07.21	193
09.21.21	182



05.01.20	218
05.19.20	226
05.27.20	224
06.09.20	211
06.23.20	248
07.23.20	291
08.17.20	289
09.02.20	329
09.25.20	298
10.22.20	262
11.02.20	261
12.03.20	243
01.18.21	246
02.05.21	285
02.19.21	279
03.19.21	244
04.30.21	332
05.31.21	340
07.30.21	329
09.07.21	369
09.21.21	368

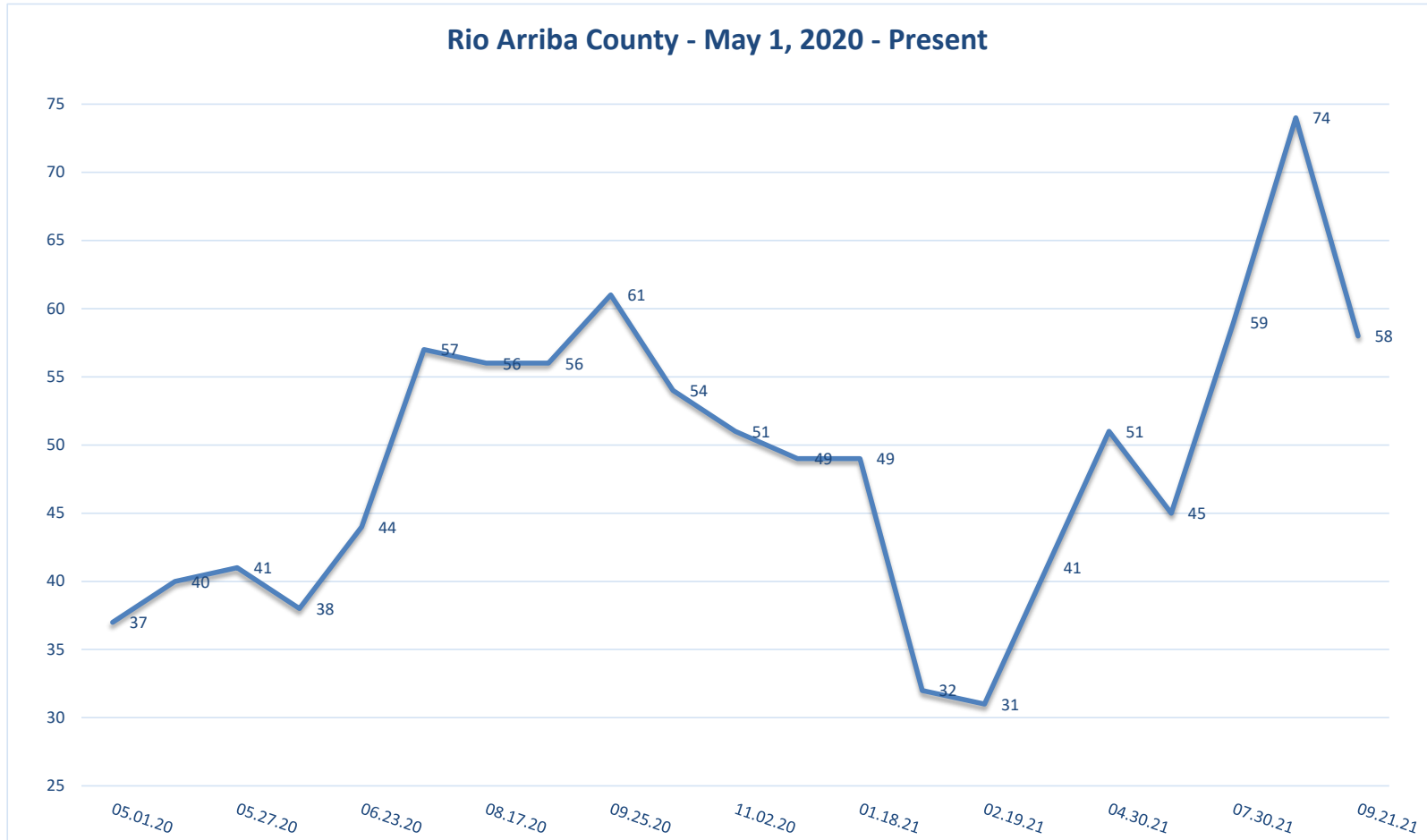


05.01.20	23
05.19.20	29
05.27.20	29
06.09.20	30
06.23.20	35
07.23.20	35
08.17.20	31
09.02.20	33
09.25.20	40
10.22.20	36
11.02.20	35
12.03.20	28
01.18.21	25
02.05.21	30
02.19.21	30
03.19.21	27
04.30.21	27
05.31.21	30
07.30.21	46
09.07.21	40
09.21.21	34

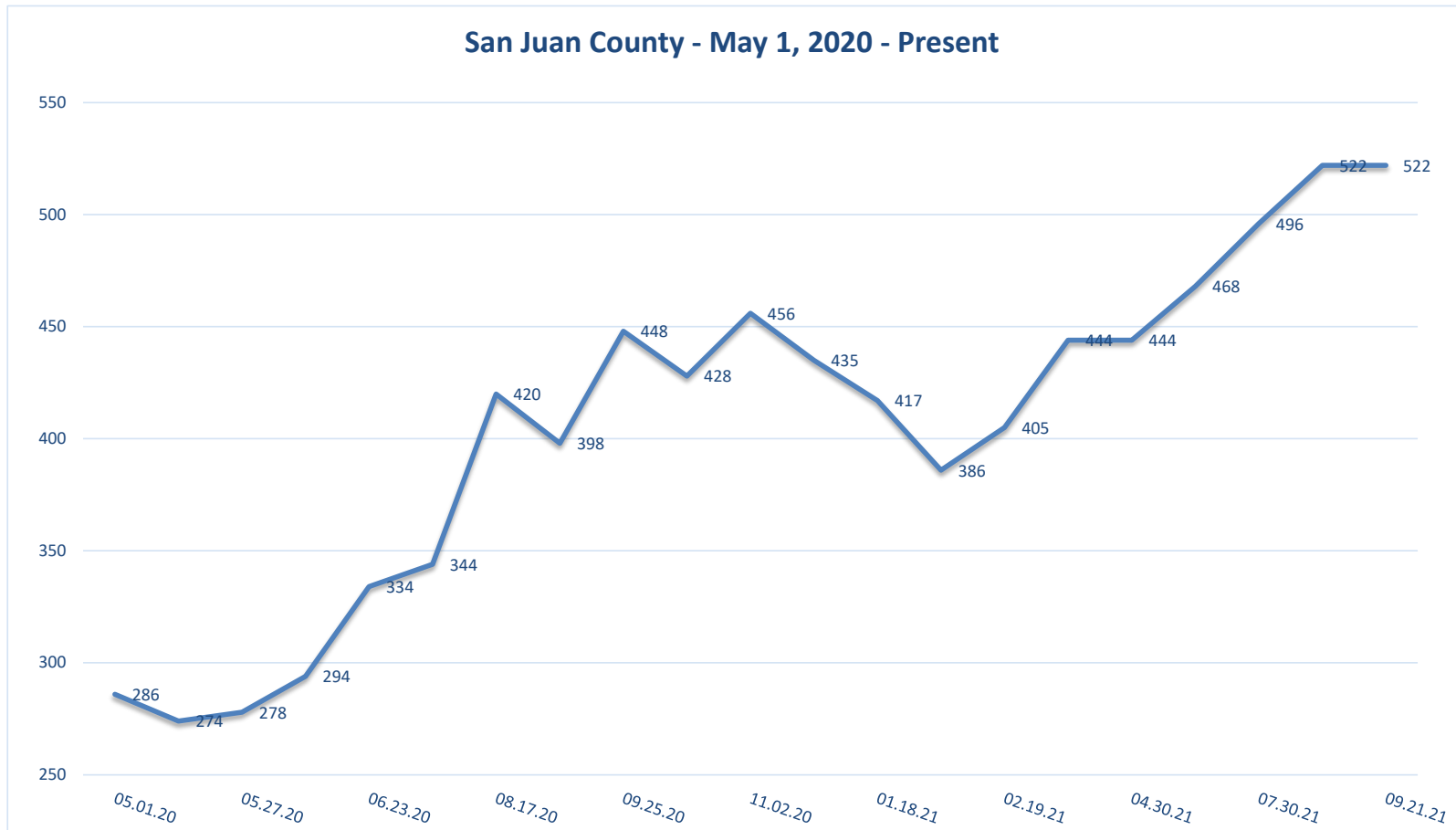




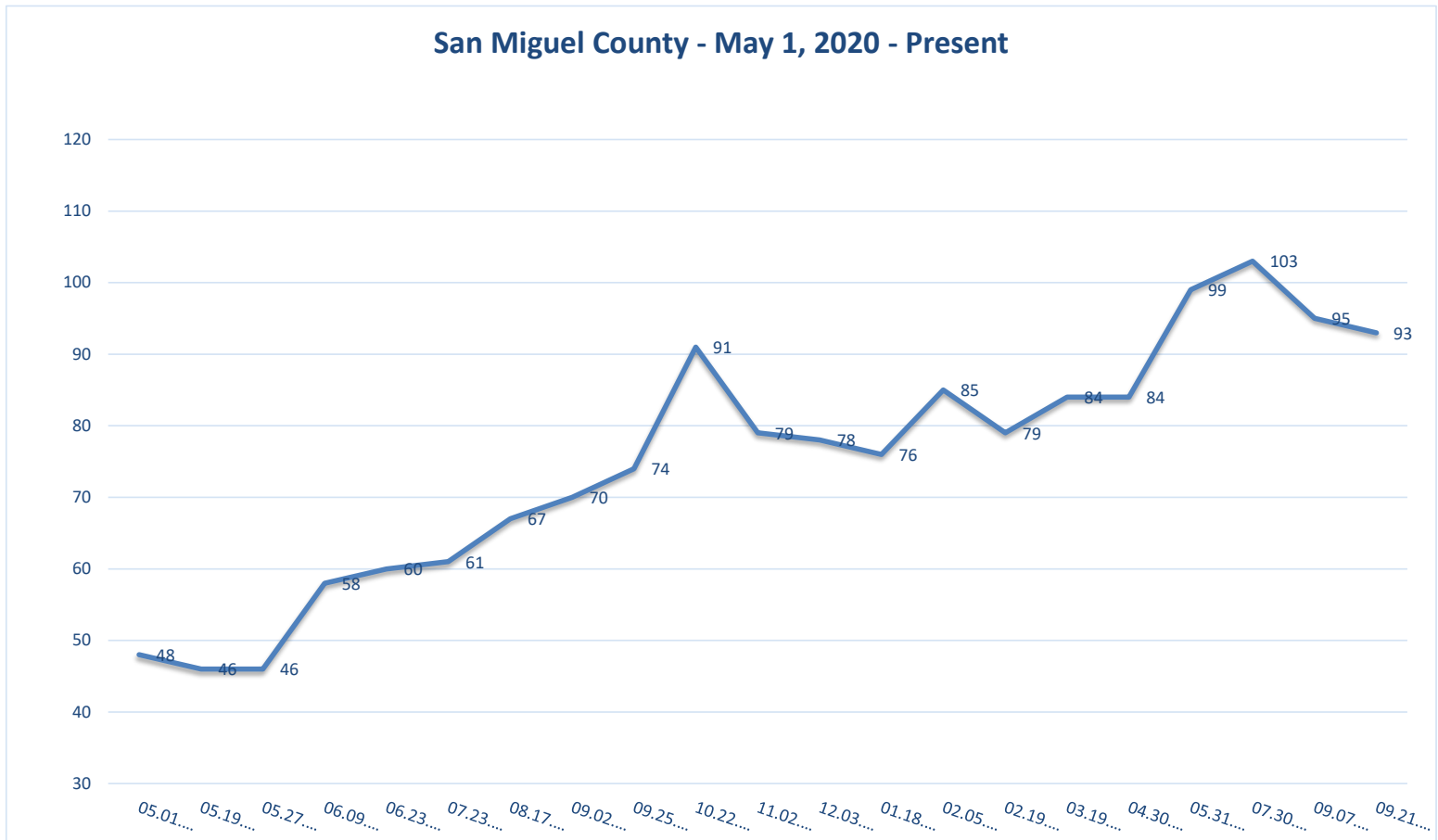
05.01.20	37
05.19.20	40
05.27.20	41
06.09.20	38
06.23.20	44
07.23.20	57
08.17.20	56
09.02.20	56
09.25.20	61
10.22.20	54
11.02.20	51
12.03.20	49
01.18.21	49
02.05.21	32
02.19.21	31
03.19.21	41
04.30.21	51
05.31.21	45
07.30.21	59
09.07.21	74
09.21.21	58



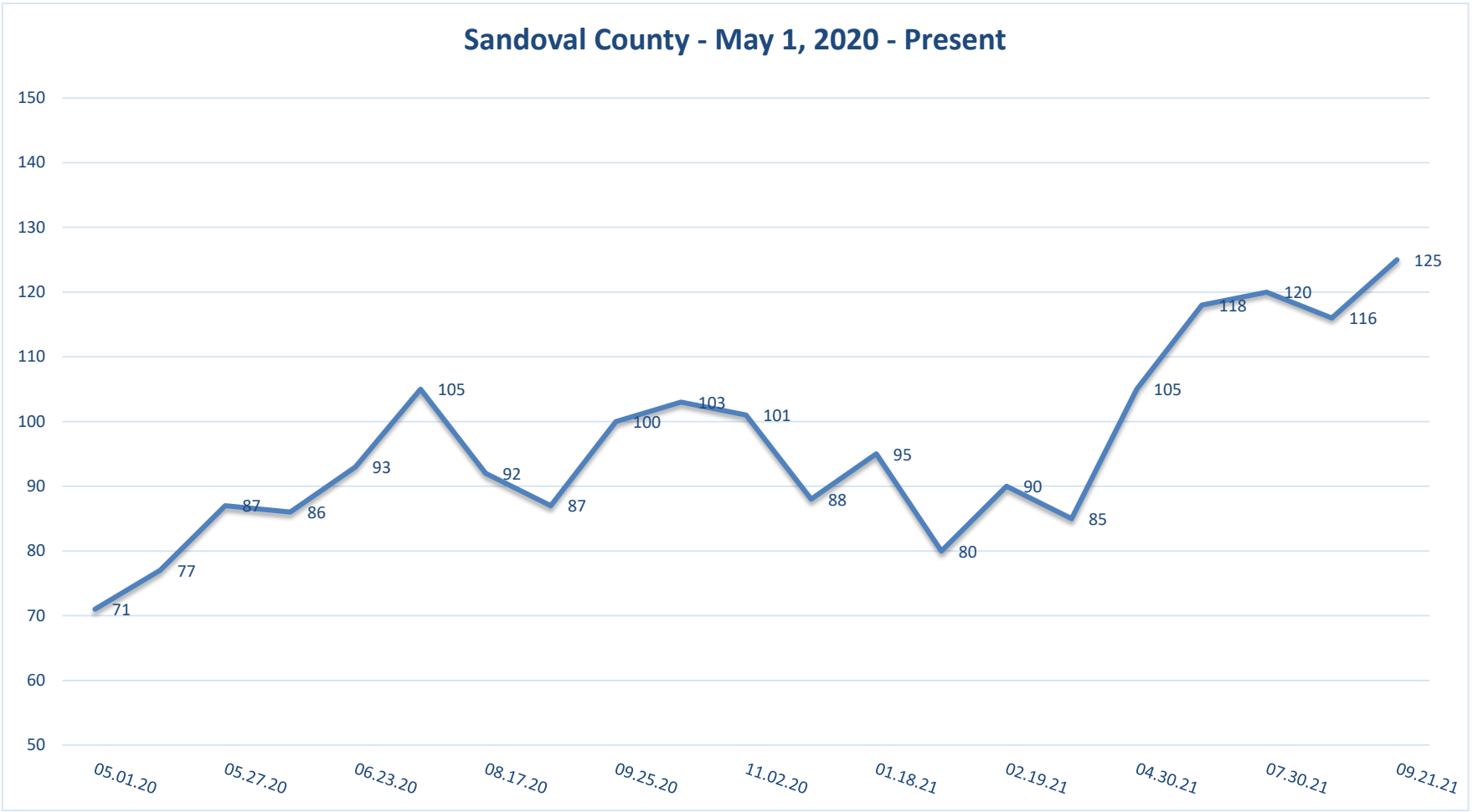
05.01.20	286
05.19.20	274
05.27.20	278
06.09.20	294
06.23.20	334
07.23.20	344
08.17.20	420
09.02.20	398
09.25.20	448
10.22.20	428
11.02.20	456
12.03.20	435
01.18.21	417
02.05.21	386
02.19.21	405
03.19.21	444
04.30.21	444
05.31.21	468
07.30.21	496
09.07.21	522
09.21.21	522



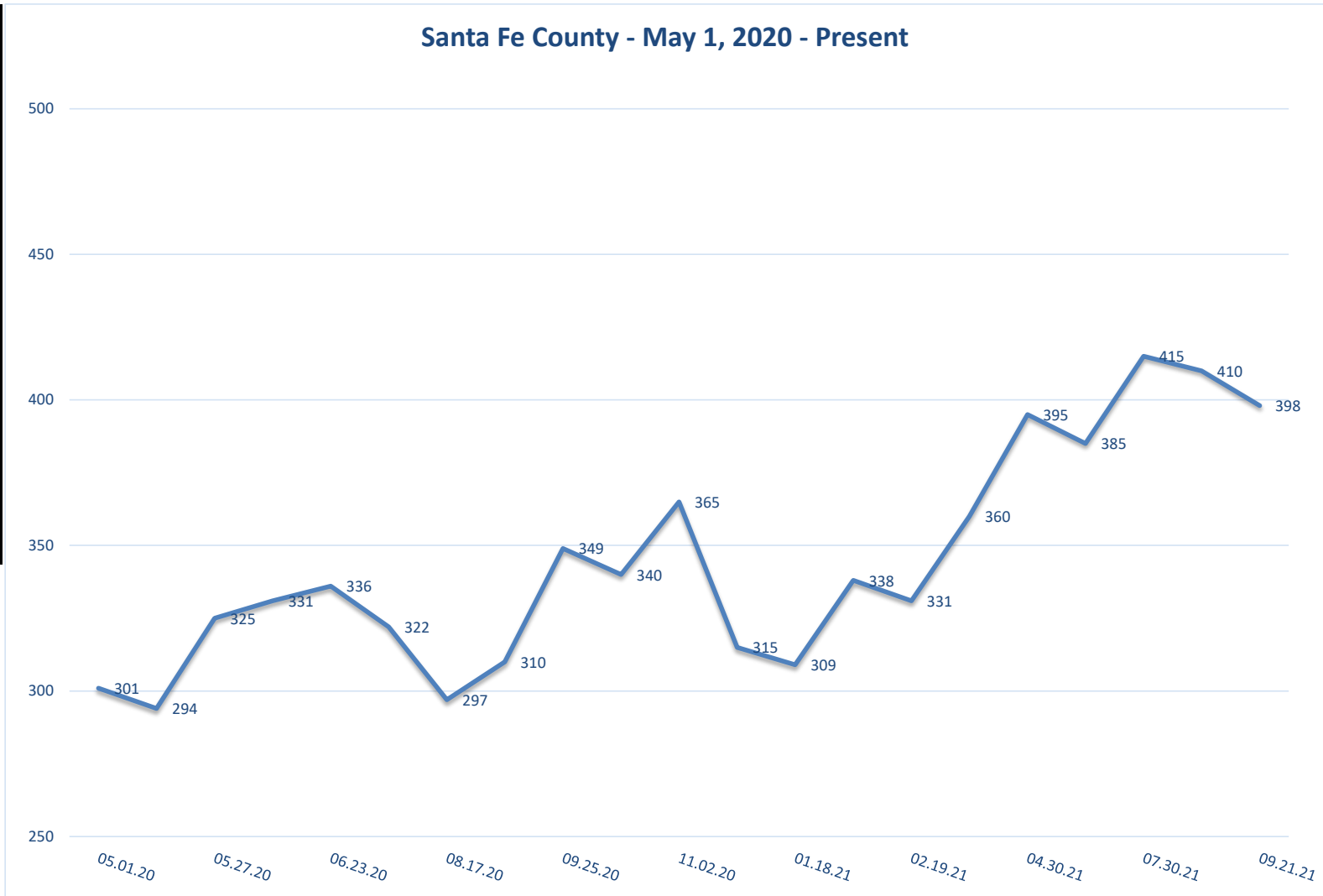
05.01.20	48
05.19.20	46
05.27.20	46
06.09.20	58
06.23.20	60
07.23.20	61
08.17.20	67
09.02.20	70
09.25.20	74
10.22.20	91
11.02.20	79
12.03.20	78
01.18.21	76
02.05.21	85
02.19.21	79
03.19.21	84
04.30.21	84
05.31.21	99
07.30.21	103
09.07.21	95
09.21.21	93



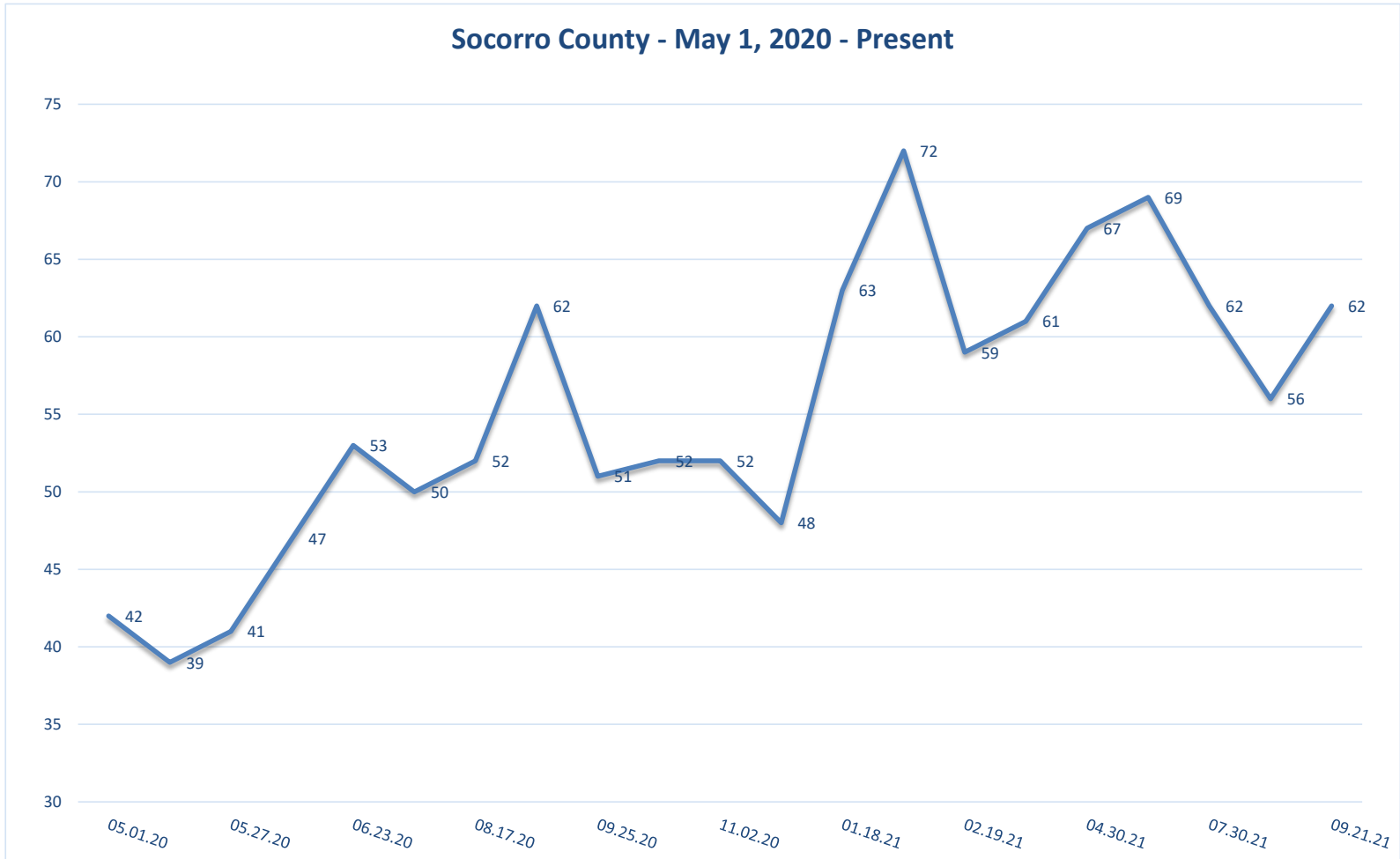
05.01.20	71
05.19.20	77
05.27.20	87
06.09.20	86
06.23.20	93
07.23.20	105
08.17.20	92
09.02.20	87
09.25.20	100
10.22.20	103
11.02.20	101
12.03.20	88
01.18.21	95
02.05.21	80
02.19.21	90
03.19.21	85
04.30.21	105
05.31.21	118
07.30.21	120
09.07.21	116
09.21.21	125



05.01.20	301
05.19.20	294
05.27.20	325
06.09.20	331
06.23.20	336
07.23.20	322
08.17.20	297
09.02.20	310
09.25.20	349
10.22.20	340
11.02.20	365
12.03.20	315
01.18.21	309
02.05.21	338
02.19.21	331
03.19.21	360
04.30.21	395
05.31.21	385
07.30.21	415
09.07.21	410
09.21.21	398



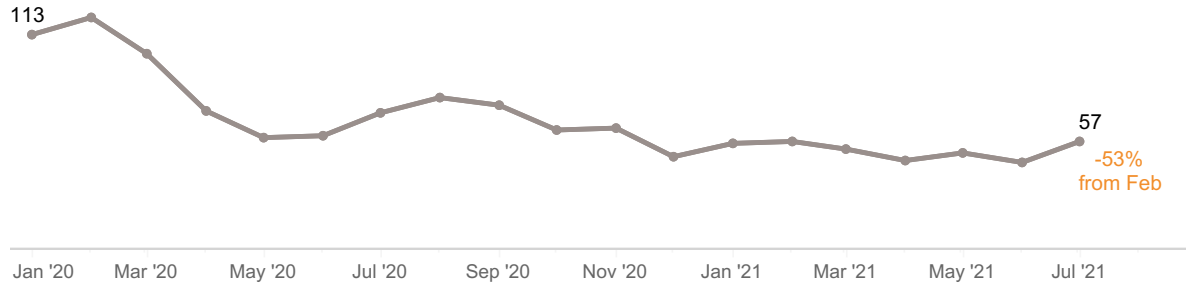
05.01.20	42
05.19.20	39
05.27.20	41
06.09.20	47
06.23.20	53
07.23.20	50
08.17.20	52
09.02.20	62
09.25.20	51
10.22.20	52
11.02.20	52
12.03.20	48
01.18.21	63
02.05.21	72
02.19.21	59
03.19.21	61
04.30.21	67
05.31.21	69
07.30.21	62
09.07.21	56
09.21.21	62



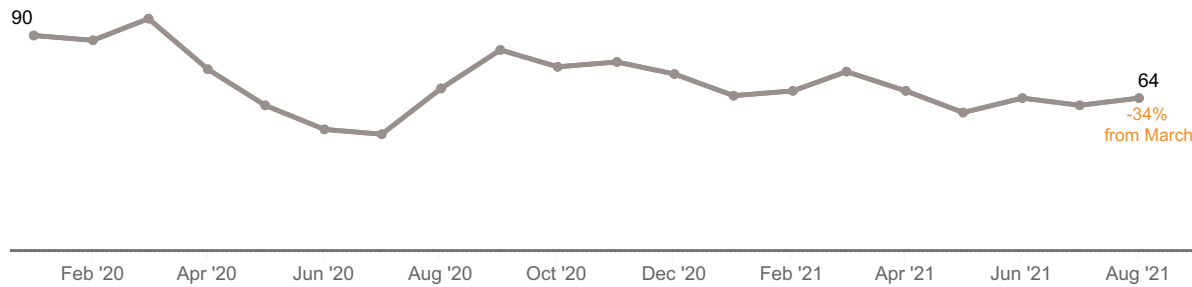
# JDAI Detention Population Survey New Mexico (New Mexico)

To understand the effect of the COVID-19 pandemic on youth detention populations, the Annie E. Casey Foundation surveyed the JDAI network on admissions and release data from April 2020 through August 2021. The Foundation will survey the network monthly to update data about youth detention trends. The data below was collected on or before August 31, 2021 with assistance from Empact Solutions and the Pretrial Justice Institute.

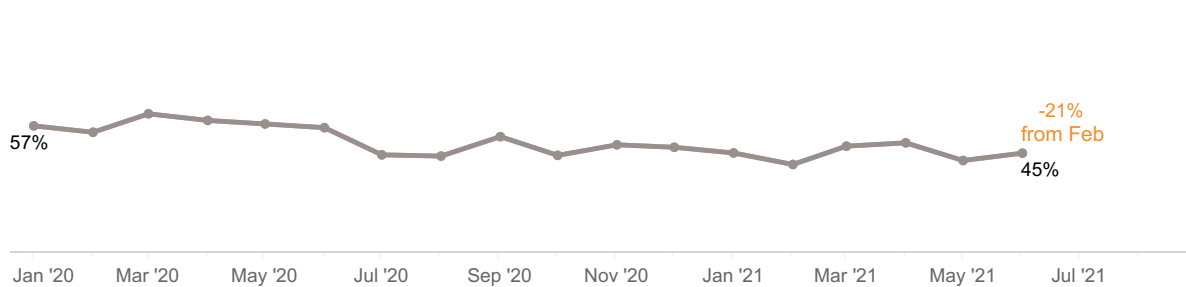
## Admissions per Month



## Detention Population - 1st of the Month



## Release Rate



## Monthly COVID Cases - Youth

Month	Suspected Youth	Recovered Youth
Jan '20		
Feb '20		
Mar '20		
Apr '20		
May '20		
Jun '20		0
Jul '20	0	0
Aug '20	5	2
Sep '20	1	7
Oct '20	1	8
Nov '20	0	11
Dec '20	9	0
Jan '21	4	0
Feb '21	2	0
Mar '21	1	0
Apr '21	1	0
May '21	0	0
Jun '21	2	0
Jul '21	0	0
Aug '21	0	0

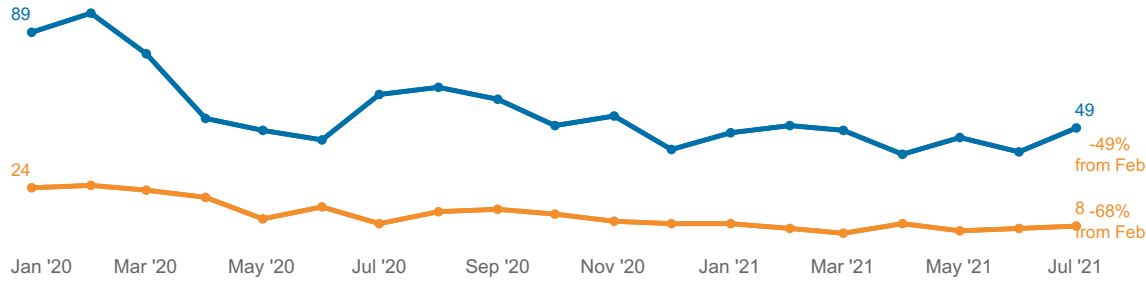
## Monthly COVID Cases - Staff

Month	Suspected Staff	Recovered Staff
Jan '20		
Feb '20		
Mar '20		
Apr '20		
May '20		
Jun '20	1	0
Jul '20	1	0
Aug '20	3	0
Sep '20	0	0
Oct '20	2	3
Nov '20	1	5
Dec '20	3	0
Jan '21	0	0
Feb '21	3	0
Mar '21	0	0
Apr '21	1	0
May '21	0	0
Jun '21	2	0
Jul '21	0	0
Aug '21	0	0

# JDAI Detention Population Survey New Mexico (New Mexico)

White Youth Youth of Color

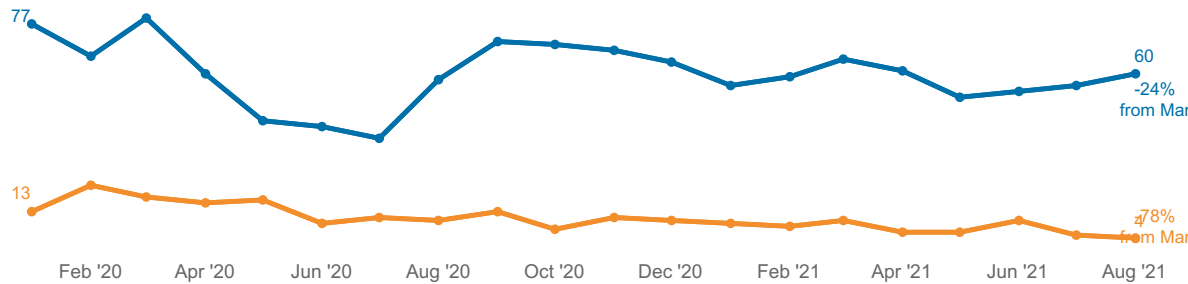
## Admissions per Month Since 2020



## 2021 Admissions (last six months)

	Feb '21	Mar '21	Apr '21	May '21	Jun '21	Jul '21
White	7	5	9	6	7	8
Black/African American	2	3	3	3	2	5
Hispanic	40	38	28	33	27	35
Asian	0	0	0	0	0	0
Other	2	2	4	1	5	3
Am. Indian/AK Native	6	5	3	8	5	6
Hawaiian/Pacific Island	0	0	0	0	0	0

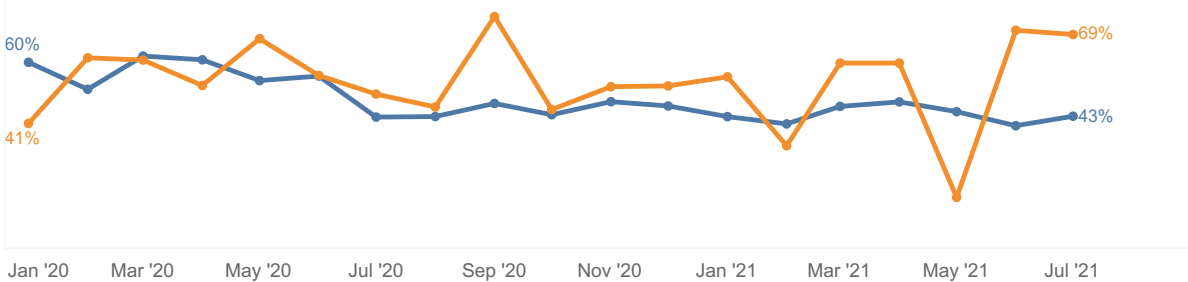
## Detention Population Since 2020 (as of the 1st of the month)



## 2021 Detention Population (last six months)

	Mar '21	Apr '21	May '21	Jun '21	Jul '21	Aug '21
White	10	6	6	10	5	4
Black/African American	5	4	2	2	2	6
Hispanic	52	51	45	47	46	45
Asian	0	0	0	0	0	0
Other	5	2	1	1	1	1
Am. Indian/AK Native	3	4	4	4	7	8
Hawaiian/Pacific Island	0	0	0	0	0	0

## Release Rate Since 2020



## 2021 Release Rate (last six months)

	Feb '21	Mar '21	Apr '21	May '21	Jun '21	Jul '21
White	33%	60%	60%	17%	71%	69%
Black/African American	17%	50%	71%	60%	50%	14%
Hispanic	40%	43%	43%	40%	38%	44%
Asian						
Other	0%	71%	83%	50%	83%	75%
Am. Indian/AK Native	75%	50%	43%	67%	22%	38%
Hawaiian/Pacific Island						



## Detention Data as of 09.21.21

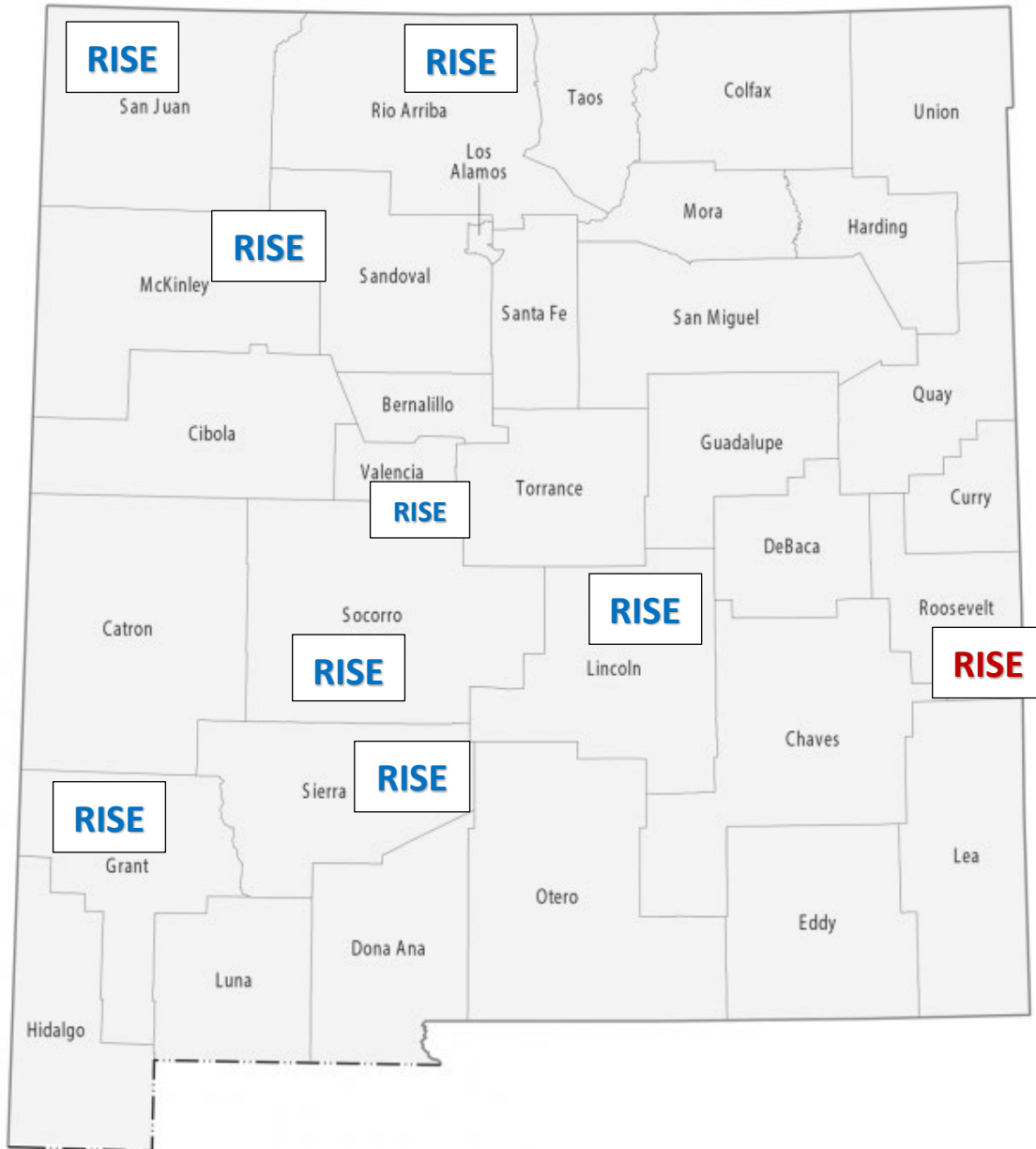
County Facility	9/21/21 Detainee Population	# of Detainees Vaccinated	% of Detainees Vaccinated	# of Current Staff	# of Staff Fully Vacc. (2 wks past last shot)	% of staff fully vaccinated	# of Vacant Staff Positions	% staff Vacancy	Vaccinations administered to detainees as of 9.21.21
<b>Bernalillo</b>	1,278	400	31.30%	502	324	64.54%	165	24.74%	831
<b>Bernalillo (Juvenile)</b>	34	14	41.18%	107	72	67.29%	36	25.17%	27
<b>Catron</b>	1	1	100.00%	7	4	57.14%	1	12.50%	0
<b>Chaves</b>	230	20	8.70%	44	8	18.18%	14	24.14%	50
<b>Colfax</b>	53	32	60.38%	22	19	86.36%	12	35.29%	80
<b>Curry</b>	159	45	28.30%	38	19	50.00%	30	44.93%	153
<b>De Baca</b>	3	0	0.00%	8	3	37.50%	1	11.11%	0
<b>Doña Ana</b>	584	312	53.42%	167	167	100.00%	61	28.63%	528
<b>Doña Ana (Juvenile)</b>	26	1	3.85%	30	30	100.00%	0	0.00%	
<b>Eddy</b>	209	43	20.57%	120	47	39.17%	23	16.08%	100
<b>Grant</b>	83	59	71.08%	28	13	46.43%	5	15.15%	199
<b>Hidalgo</b>	55	31	56.36%	36	16	44.44%	4	10.00%	68
<b>Lea</b>	182	40	21.98%	60	20	33.33%	14	18.92%	20
<b>Lea (Juvenile)</b>	9	0	0.00%	15	6	40.00%	0	0.00%	
<b>Lincoln</b>	63	26	41.27%	42	23	54.76%	6	16.00%	26
<b>Los Alamos</b>	2	2	100.00%	15		0.00%	1	6.25%	
<b>Luna</b>	368	201	54.62%	75	37	49.33%	0	0.00%	549
<b>McKinley</b>	120	55	45.83%	41	18	43.90%	7	14.58%	58
<b>Otero</b>	201	77	38.31%	39	12	30.77%	23	37.10%	86
<b>Quay</b>	34	12	35.29%	21	7	33.33%	0	0.00%	25
<b>Rio Arriba</b>	58	26	44.83%	44	27	61.36%	5	10.20%	27

### Detention Data as of 09.21.21

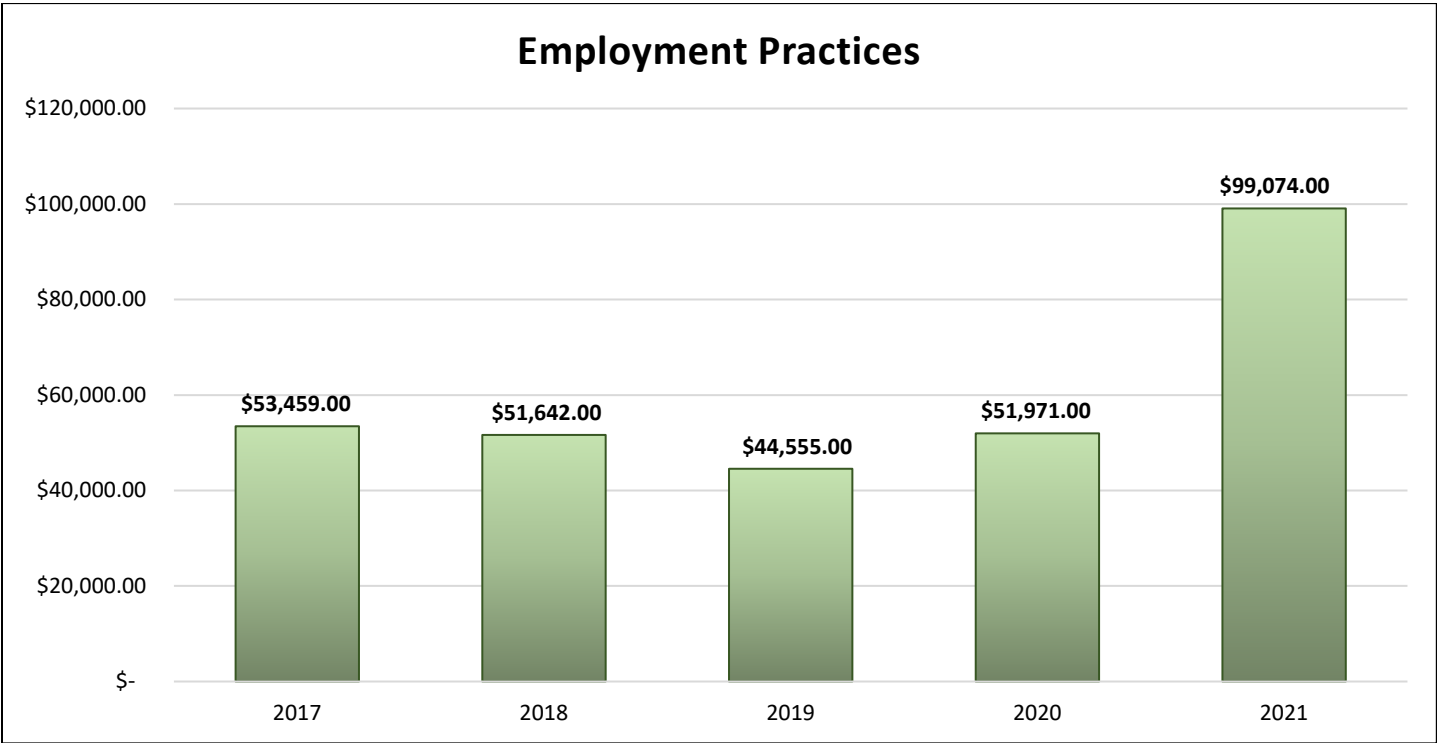
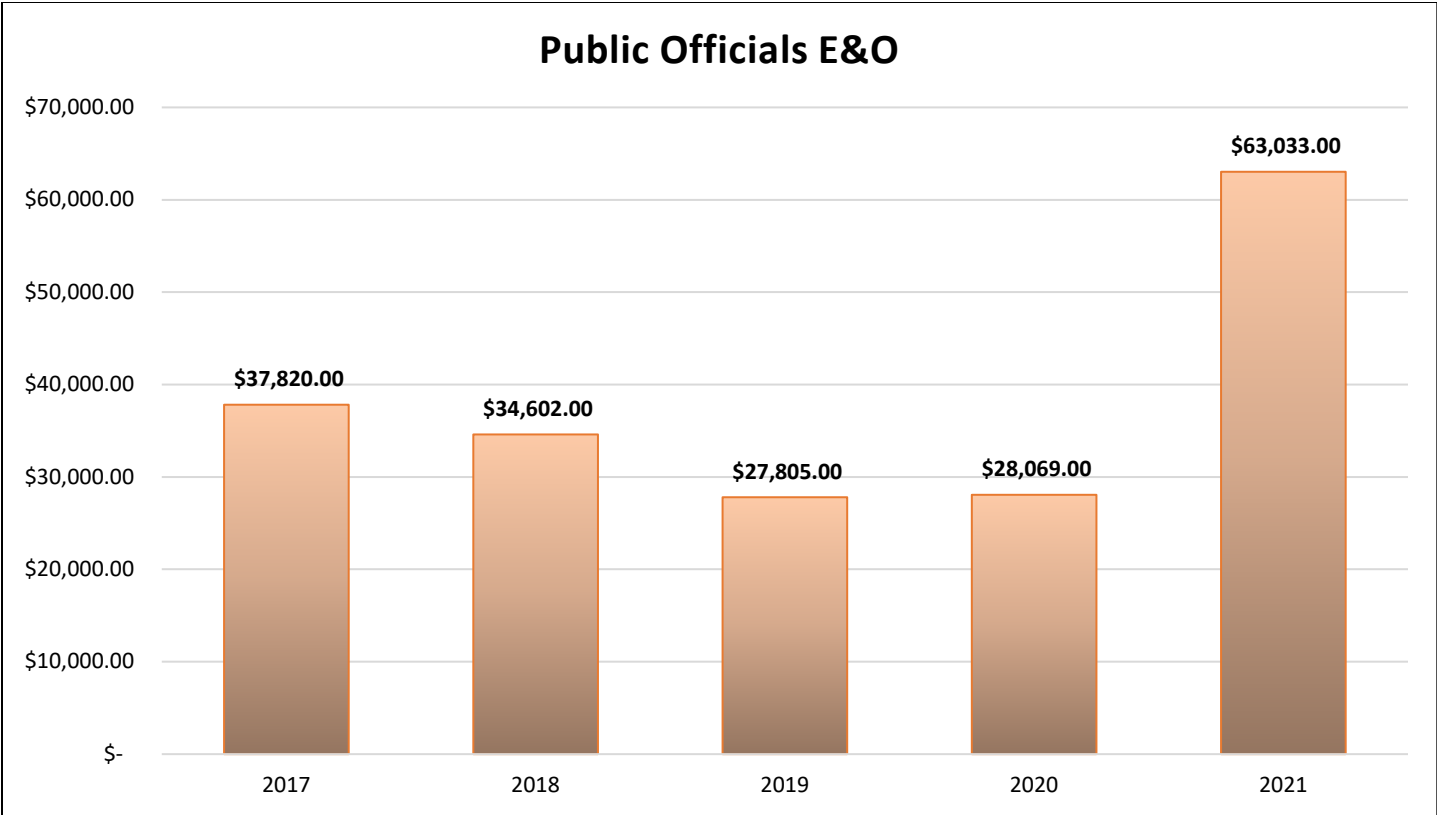
County Facility	9/21/21 Detainee Population	# of Detainees Vaccinated	% of Detainees Vaccinated	# of Current Staff	# of Staff Fully Vacc. (2 wks past last shot)	% of staff fully vaccinated	# of Vacant Staff Positions	% staff Vacancy	Vaccinations administered to detainees as of 9.21.21
Roosevelt	59	15	25.42%	26	15	57.69%	4	13.33%	22
San Juan	522	186	35.63%	102	28	27.45%	35	29.17%	217
San Juan (Alt. Sent.)	29	12	41.38%	26	10	38.46%	0	0.00%	
San Juan* (Juvenile)	15	5	33.33%	38	29	76.32%	1	11.63%	6
San Miguel	93	18	19.35%	28	25	89.29%	2	6.67%	110
Sandoval	125	60	48.00%	83	62	74.70%	20	35.16%	130
Santa Fe	398	172	43.22%	147	121	82.31%	65	30.66%	536
Sierra**	61	24	39.34%	9	6	66.67%	0	0.00%	0
Socorro	62	35	56.45%	24	17	70.83%	9	27.27%	86
Taos	45	33	73.33%	22	11	50.00%	8	26.67%	70
Valencia	119	110	92.44%	59	40	67.80%	7	10.61%	160
<b>Totals</b>	<b>5,280</b>	<b>2,067</b>	<b>39.15%</b>	<b>2,025</b>	<b>1,236</b>	<b>61.04%</b>	<b>559</b>	<b>22.97%</b>	<b>4164</b>

Bernalillo County # of detainees vaccinated is an estimate.

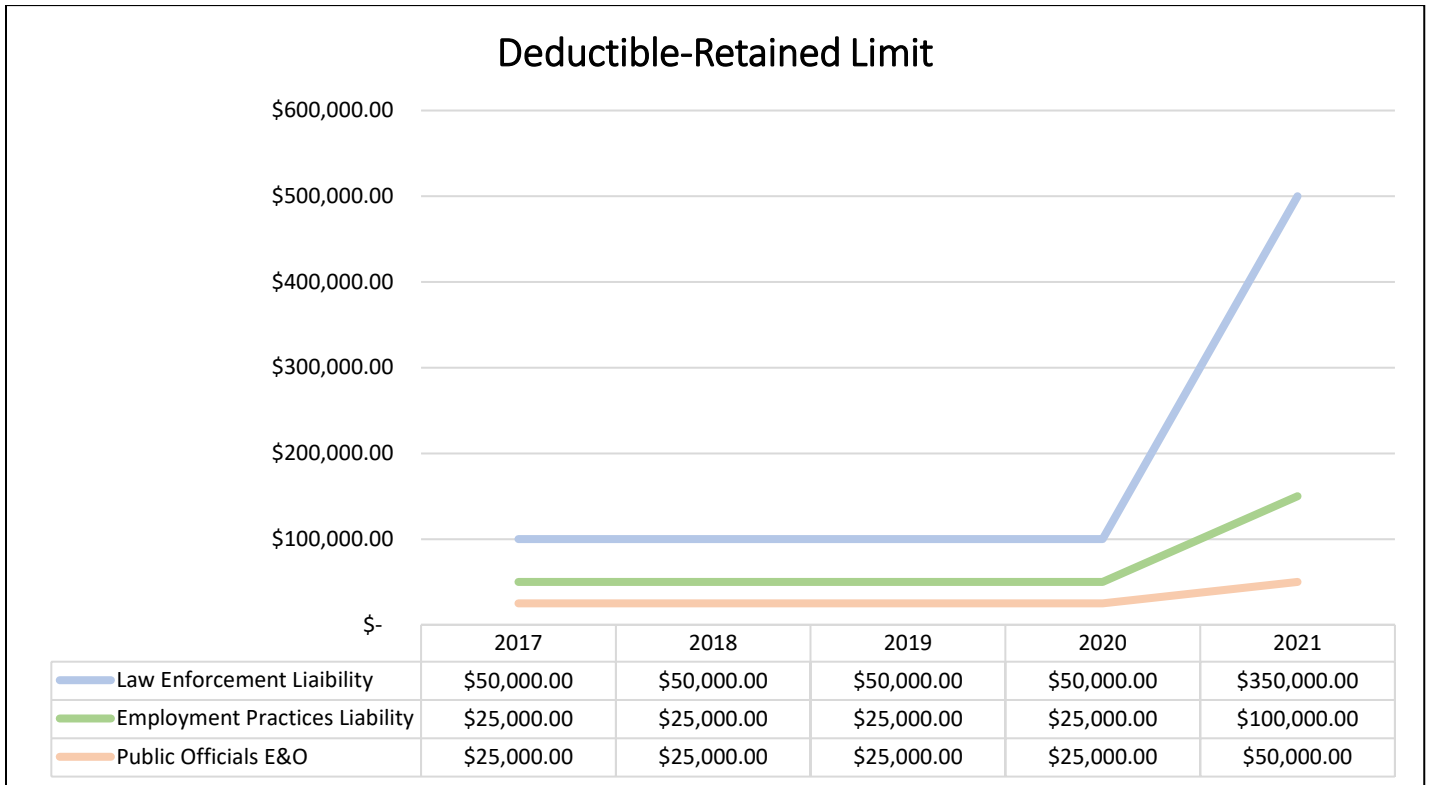
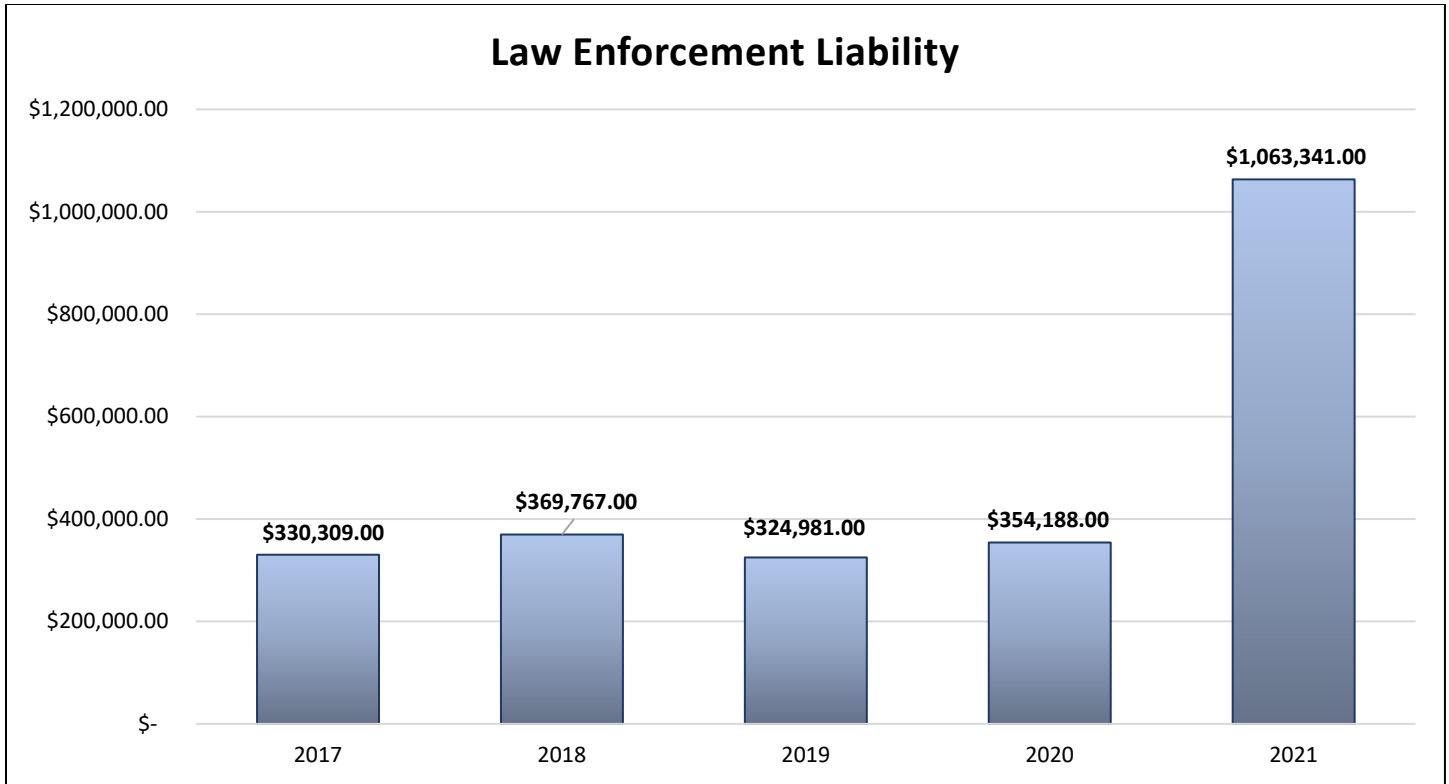
# 2021 RISE Program Counties



# LEA COUNTY INSURANCE PREMIUMS & DEDUCTIBLES



# LEA COUNTY INSURANCE PREMIUMS & DEDUCTIBLES



**Berkley Public Entity**  
(A Berkley Company)

LIABILITY EXCESS OF LOSS REINSURANCE AGREEMENT ENDORSEMENT

between

New Mexico Counties Insurance Authority, ("Reinsured")

and

Berkley Insurance Company ("Reinsurer").

This endorsement forms a part of the Agreement to which it is attached. Please read it carefully.

Contract Number	Endorsement Effective Date	Endorsement Number
PEM 0000143-01	July 1, 2021	3

The parties to this Agreement hereby agree to the following:

**ARTICLE 9, EXCLUSIONS** is amended to add the following exclusion:

Notwithstanding any other provision in this Agreement, the **policy** reinsured under this Agreement or any addendum or endorsement to this Agreement or to the **policy**, the reinsurance provided under this Agreement does not apply to any liability, loss, costs or expenses for any claim made or suit brought pursuant to the New Mexico Civil Rights Act (NMSA Chapter 41, Article 4A-1 to 41-4A-13 N), including any amendments thereto.

All other terms and conditions of this Agreement remain unchanged.