



# *Economic and Rural Development and Policy Committee*



# Land Acknowledgement

San Juan College is located on the ancestral lands of the Dine people. The Jicarilla Apache, Southern Ute, Ute Mountain Ute, Hopi, and Ancestral Puebloan also have ties to and stories rooted in these lands and waters. We work, learn, and live on these lands.

# About San Juan College



- 9,082 credit students
- 4,032 non credit/corporate training students
- Majority-Minority Serving Institution
  - 33% Native American
  - 22% Hispanic
- Average age – 28 years old
- Over 140 certificate and degree programs
- Top 4 in nation for awarding certificates and associate's degrees to Native American graduates.



**SAN JUAN COLLEGE**  
Success Matters

## Economic Impact

### Overview of results



**\$302.5 million**

Total income added to the region

**4.4%**

Of region's GRP

**3,886**

Total jobs supported in the region



**5.6**

Benefit-cost ratio for students

**1.2**

Benefit-cost ratio for taxpayers

**5.5**

Benefit-cost ratio for society




# Mission and Vision

## *Mission*

Educate and empower individuals to thrive in an ever-changing world.

## *Vision*

Inspire success through world-class education and life-changing experiences.



**SAN JUAN COLLEGE**  
Success Matters

# Five Strategic Directions 2022-2027



Increase educational access and attainment through robust K-12, college/university and employer partnerships that prepare students for existing and future workforce and industry needs.



Develop initiatives that help students earn short term credentials, document hard and soft skills, and gain valuable work experiences.



Create engaging, challenging, and well supported learning experiences that provide all students opportunities to achieve goals and experience success.



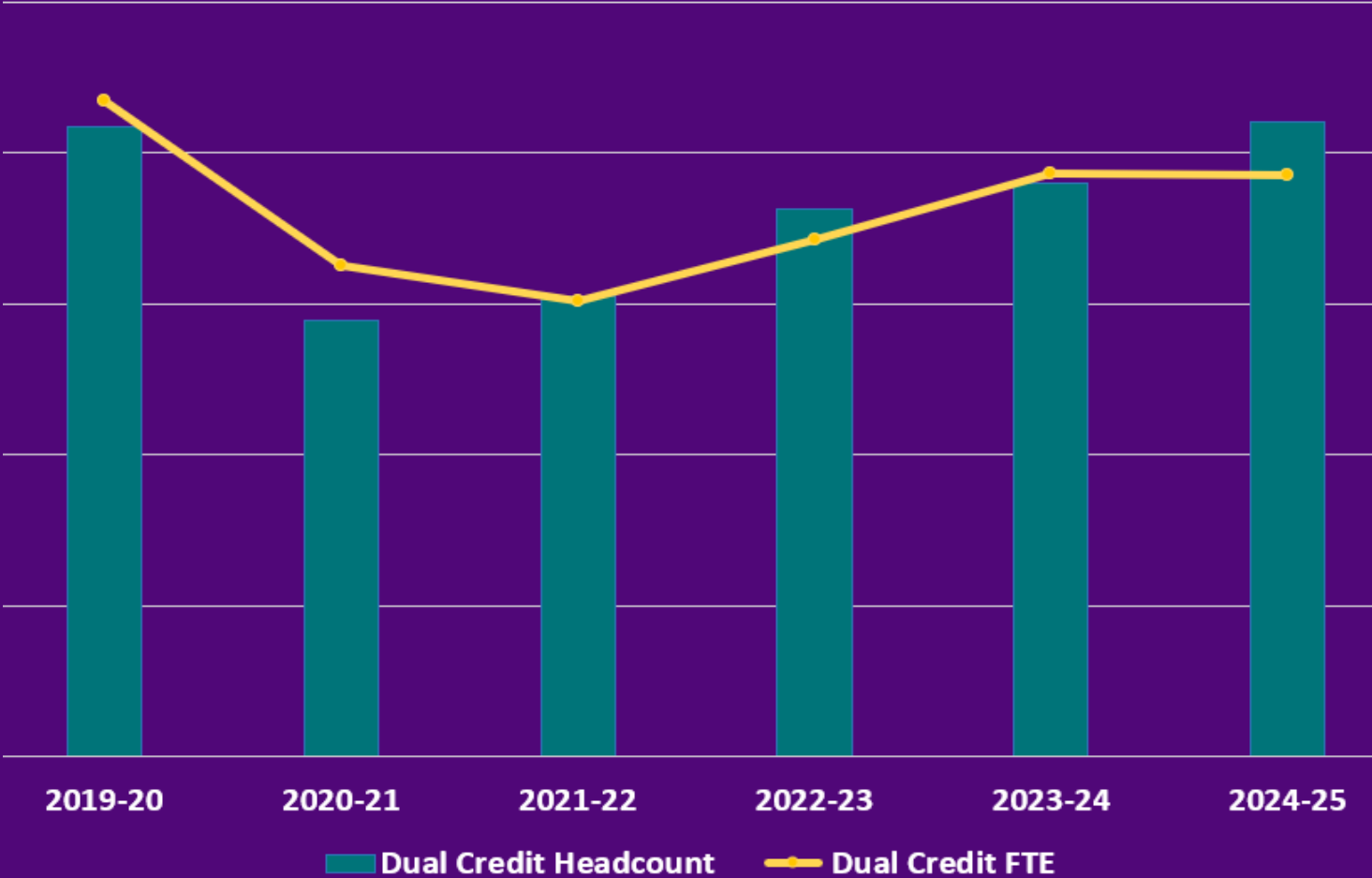
Advance an equitable, diverse and inclusive environment for students, employees, and our community to promote a healthy and thriving college.



Continue to invest in human, financial, technological, and physical capital to advance student success.

# Dual Credit Annual Unduplicated Student Headcount and FTE

2024-25 Dual Credit Students: **2,105**  
Annual Increase: **10%**







SAN JUAN COLLEGE  
Dual Credit Program




Success Matters

# Congratulations Dual Credit Graduates!

259 Dual Credit students  
from 15 high schools  
earned 12 or more college credits


57 Dual Credit students from 6 high schools  
earned their associate degree



SAN JUAN COLLEGE  
Success Matters



# San Juan College High School



- Awarded status from NM Public Education Department and College and Career Readiness Bureau
- Highest designation for Early College High Schools
- Recognizes outstanding commitment to equitable access, academic excellence, and strong postsecondary/workforce partnerships

# Career Pathways Expo

- 8<sup>th</sup> Grade Expo
  - 7 Career Pathways
  - 40 Employers
  - 100+ Volunteers
  - 1600 Students





# Hosted Employer Recruiting Events

- You Belong in Health Care
- Business Career Day
- Career Closet Event
- SOE Networking at Noon
- Student Employee/Intern Draft



**CAREER & INTERNSHIP FAIR**

**80 Employers**

**200+ Students**

# Mock Interviews Sessions

- Pathways to Healthcare
- BITSS Career Prep
- Technical Writing Students Mock Interviews
- Marketing Capstone Interviews





# National Signing Day – April 16, 2025



# Student Successes

Cody  
Yazzie



SJC graduate admitted to John Hopkins University Ph.D. program in Biochemistry and Molecular Biology.



John  
Parker

Dual credit student earned a gold medal in Diesel Technology at the National SkillsUSA Championship.



# Partnership with SJRMC

- Expand nursing program by 50%
  - Increase Cohort: 32 to 48 students
  - Eight new positions
  - Two Anatomage Tables
  - Increase Faculty Market Disparity from \$2,500/yr to \$10,000/yr
- Student Stipends
  - \$1,200/month



# Meeting Employer Partner Needs



- Heavy Equipment Operator
  - 53 Students



*Strategic Direction 2 – Develop initiatives that help students earn short-term credentials, document hard and soft skills, and gain valuable work experiences.*

## Experiential Learning



- 2023-24: **476** students were placed in internships, apprenticeships, student employment and service-learning opportunities
- 2024-25: **700** students were placed in experiential learning opportunities

**47% Increase**



**100 +**  
**EXPERIENTIAL LEARNING SITES**

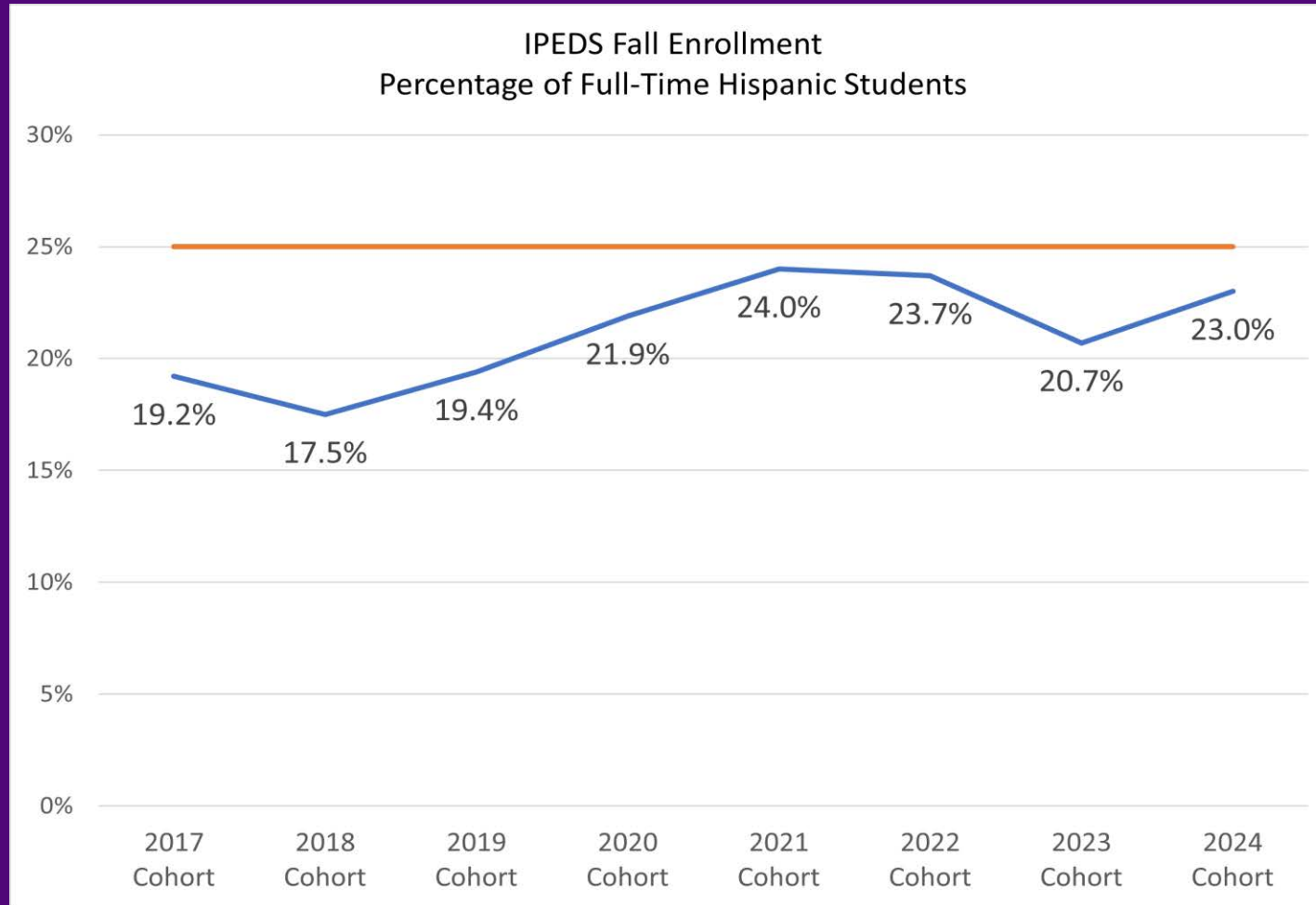
**SAN JUAN COLLEGE**  
 Success Matters





***Strategic Direction 4 – Advance an equitable, diverse and inclusive environment for students, employees, and our community to promote a healthy and thriving college***

**Increase Hispanic Student Population to 25%**



## *Strategic Direction 5 – Continue to invest in human, financial, technological, and physical capital to advance student success*

### Facilities

- 100% Upgraded Welding Facilities
- 90% HFAC, ESB, CFDC Roof Replacements
- 100% Student Health Center
- 15% Dugan Museum Design
- 65% Physical Plant Building
- 90% South Campus Classroom
- 100% Mountain Bike Park Restrooms
- 25% Harvest Food Hub Commercial Kitchen
- 90% State Renewal and Replacement Projects
- 100% Updated Plan Maintenance List





# Exceeded 3% Enrollment Goal Increase

	Credit Hour Goals	Credit Hour Actuals	Credit Hour Difference	Goal Lead/Lag	% of previous term/year
FA24	49,901	50,183	282	0.6%	102.5%
SP25	46,214	47,298	1,084	2.3%	105.6%
SU25	15,149	16,667	1,518	10.0%	113.8%
FY25	111,264	114,148	2,884	2.6%	105.3%



# Hawk Tank

## SJC Track:

- Third Place and \$1,000: Andres E. García, AITREZ - Online company that helps small businesses, startups, and entrepreneurs grow.
- Second Place and \$2,500: Benjamin Selph III, Levitator - Rescue and recreation services.
- First Place and \$5,000: Joey DeMartino, Noise Hub - Professional audio production and artist development studio.

## Grand Prize: additional \$5,000 (FLC versus SJC)

- **Joey DeMartino on Noise Hub from SJC!**
- **Total \$10,000**









# Student Housing





# Student Health Center





# Economic Development

SasquatchXC expands headquarters and operations to Farmington with support from:





# Metro Scorecard Results

## June 2024 vs. June 2025

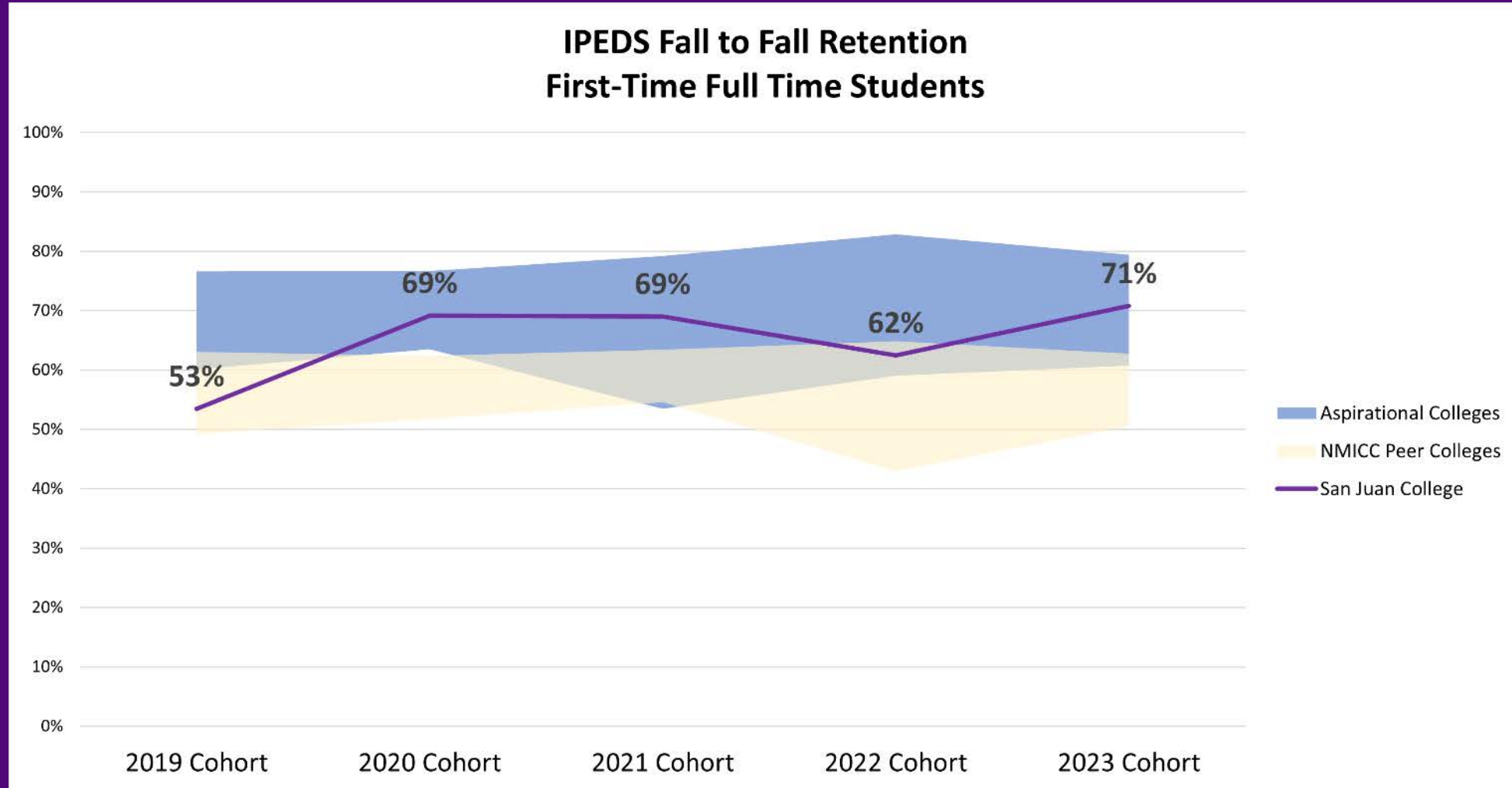
### Small Metro Employment Growth

**FARMINGTON** 






- Ranked #1
- 5.5% job growth



# Fall-to-Fall Retention First-Time Full-Time Students





Pathways KPI's	Baseline	2022-23 Report Year	2023-24 Report Year	2024-25 Report Year	Recommended Target by 2027
		FTIC	FTIC	FTIC	
Completed First Year College English	51%	63%	65%	72%	60% 
Completed First Year College Math	39%	48%	37%	48%	55%
Completed First Year College English & Math	28%	27%	24%	29%	60%
Earned 6 plus credits in 1st Term	71%	77%	76%	82%	85%
Earned 12 plus credits in 1st Term	34%	36%	33%	44%	40% 
Earned 15 plus credits in 1st Year	52%	58%	57%	68%	58% 
Earned 24 plus credits in 1st Year	29%	36%	31%	46%	35% 
Earned 30 plus credits in 1st Year	14%	22%	18%	32%	18% 
Persisted to Next Term	72%	69%	70%	75%	80%
Credit Pass Rate	76%	76%	77%	72%	80%
FTEIC = First Time Ever In College (excludes prior dual credit) FTIC = First Time In College					

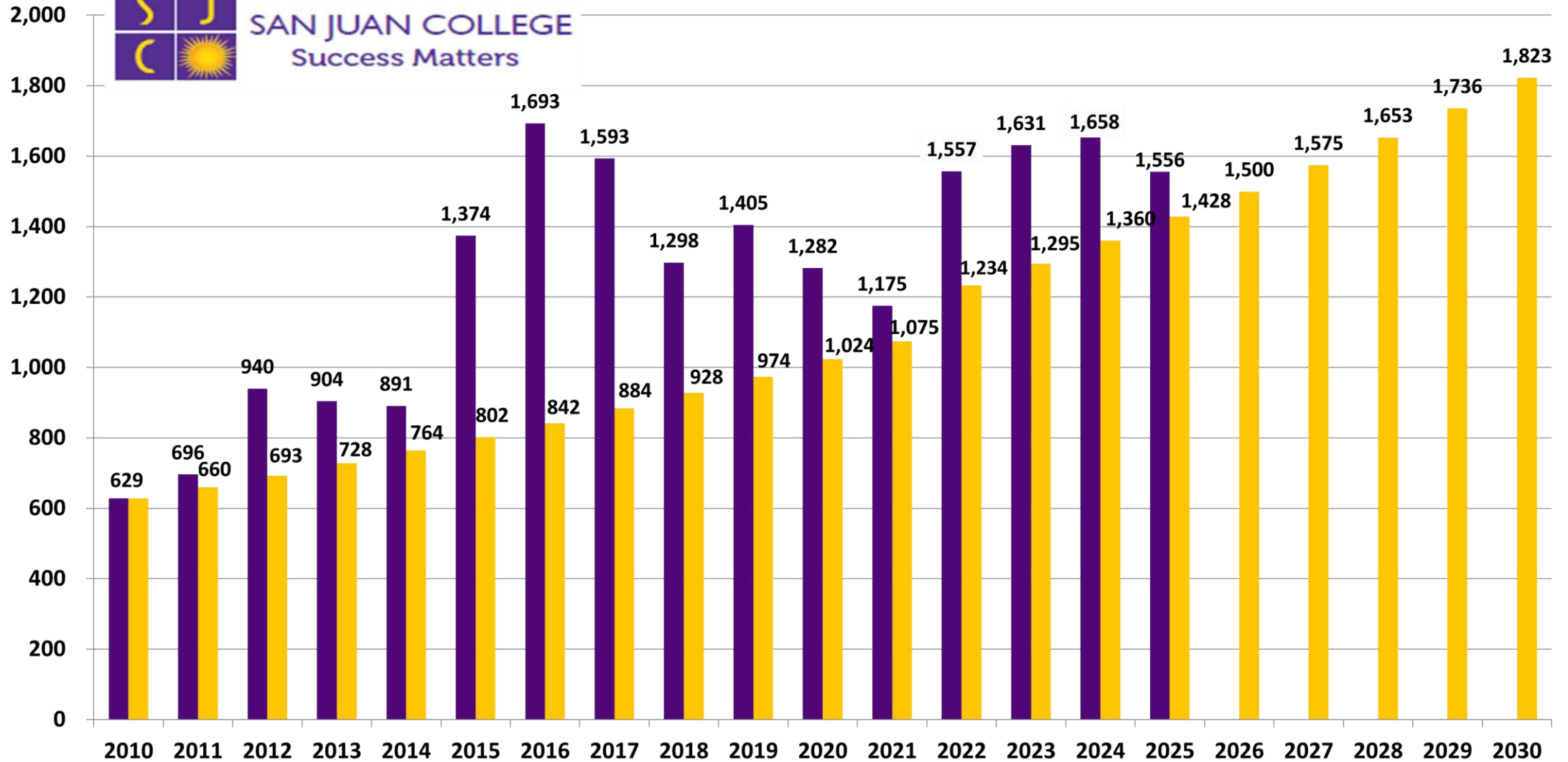
Strategic Planning Key Performance Indicators		2022-23 Report Year	2023-24 Report Year	2024-25 Report Year	Recommended Target By 2027	
	Baseline	Actual	Actual	Actual		
First-Time, First-Year Full-Time Fall to Fall Retention	59%	56%	62%	71%	75%	
First-Time, First-Year Fall to Fall Retention	53%	50%	55%	60%	60%	🎯
Three Year Graduation/Transfer Rate	31%	26%	41%	43%	40%	🎯
Three-Year Graduation/Transfer/Still Enrolled Rate	47%	42%	52%	54%	75%	
Credentials Awarded per 100 FTE	46%	46%	50%	59%	50%	🎯
Graduate Employment	74%	83%	74%	89%	90%	
<b>Equity - Minority Rates</b>						
First-Time, First-Year Full-Time Fall to Fall Retention	60%	57%	56%	69%	75%	
First-Time, First-Year Fall to Fall Retention	50%	51%	52%	60%	60%	🎯
Three Year Graduation/Transfer Rate	27%	28%	41%	35%	35%	🎯
Three-Year Graduation/Transfer/Still Enrolled Rate	43%	54%	52%	75%	75%	🎯
Credentials Awarded per 100 FTE	24%	23%	25%	30%	30%	🎯



# Graduate Challenge



SAN JUAN COLLEGE  
Success Matters



Target Annual Percentage Increase 5%

Actual Annual Percentage Increase from 2010-2025 – 6% per Year

Actual Target

# States With the Best & Worst Community Colleges (2025)

Adam McCann, WalletHub Financial Writer · Aug 12, 2025



## Best Community College Systems

Overall Rank (1 = Best) ▲	State
1	Maryland
2	New Mexico

**SJC ranked 25<sup>th</sup> out of 650+ colleges in the nation**





Questions?