



**Children, Youth &
Families Department**

STATE OF NEW MEXICO

LegisSTAT Updates FY 25 Appropriation Request Legislative Finance Committee

Teresa Casados
Cabinet Secretary Designate

December 14, 2023



CYFD Leadership Team



TERESA CASADOS

Cabinet Secretary Designate

Email: Teresa.Casados@cyfd.nm.gov

Ph: (505) 690 - 3738



VALERIE SANDOVAL

Deputy Secretary

Protective Services & Juvenile Justice

Email: Valerie.Sandoval@cyfd.nm.gov

Ph: (505) 309 -1108



MELISSA SALAZAR

Deputy Secretary

Program Support

Email: Melissa.Salazar@cyfd.nm.gov

Ph: (505) 690 - 1946



KATHEY PHOENIX DOYLE

Deputy Secretary

Behavioral Health & Family Services

Email: Kathey.Phoenix-Doyle@cyfd.nm.gov

Ph : (505) 487 - 3728

CYFD Leadership Team



JULIE SAKURA

General Counsel

Email: Julie.Sakura@cyfd.nm.gov

Ph: (505) 469 - 8806



ELIZABETH HAMILTON

Director

Behavioral Health

Email: Elizabeth.Hamilton@cyfd.nm.gov

Ph: (505) 795 - 4256



BOB CLEAVALL

Director

Juvenile Justice Division

Email: Bob.Cleavall@cyfd.nm.gov

Ph: (505) 660 - 3489



MARK VELARDE

Director

Protective Services Division

Email: Mark.Velarde@cyfd.nm.gov

Ph: (505) 549 - 3411

CYFD Leadership Team




CYNDI MONTOYA

Director

Administrative Services

Email: Cyndi.Montoya@cyfd.nm.gov

Ph: (505) 629 - 3585



DONALYN SARRACINO

Director

Office of Tribal Affairs

Email: Donalyn.Sarracino@cyfd.nm.gov

Ph: (505) 570 - 7930



PETER STREET

Director

New Mexico Impact

Email: Peter.Street@cyfd.nm.gov

Ph: (505) 670 - 4494



SARAH MEADOWS

Director

Office of Performance & Accountability

Email: Sarah.Meadows@cyfd.nm.gov

Ph: (505) 469 - 7156

Building our Workforce



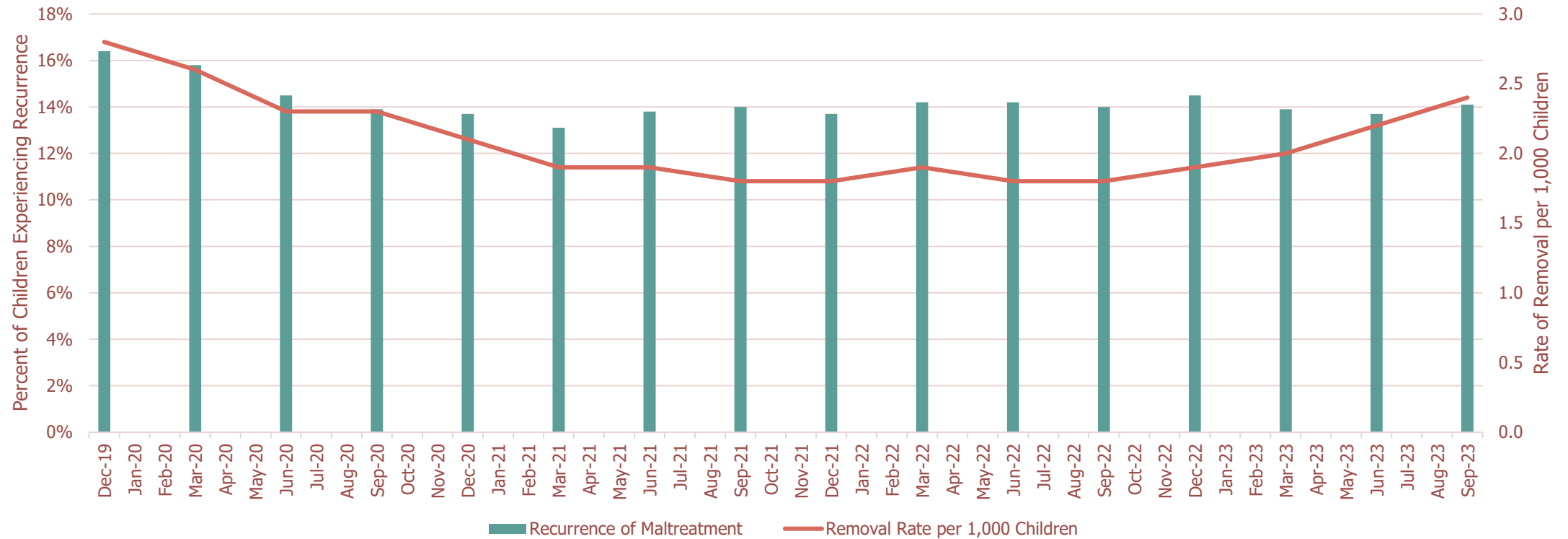
FY2024 BI-WEEKLY VACANCY RATES

CYFD Division Wide	Total FTE	Vacant Positions	Vacancy Rate 12/2023
Office of the Secretary	78	28	35.9%
Administrative Services	53	21	39.6%
Juvenile Justice Services	739.5	224	30.3%
Protective Services	1172.5	247	21.1%
Behavioral Health Services	121	42	34.7%
Information Technology	51	9	17.6%
STATEWIDE VACANCY RATE	2215	571	25.8%

Recurrence of Maltreatment - General Trends



Recurrence of Maltreatment, Overlaid with Removal Rates per 1,000 Children





County	Recurrence of Maltreatment (Rolling 12 Months)	Recurrence of Maltreatment Year Prior (12-months ending November 30, 2022)
Quay/DeBaca/Harding	0.0%	10.5%
Lincoln	1.6%	16.9%
Roosevelt	6.2%	11.1%
Sierra	6.2%	12.0%
Luna/Hidalgo	6.5%	6.9%
Otero	7.4%	15.2%
Taos	9.3%	17.1%
Eddy	10.4%	14.5%
Grant/Catron	10.6%	14.5%
Socorro	11.4%	14.0%
San Juan	11.7%	10.1%
Torrance	11.8%	11.1%
Santa Fe	11.9%	12.9%
Cibola	12.2%	19.6%
Rio Arriba/Los Alamos	13.0%	20.1%
Sandoval	13.8%	14.7%
Curry	13.8%	17.7%
McKinley	14.0%	23.7%
San Miguel/Guadalupe/Mora	14.2%	17.2%
Lea	15.0%	8.5%
Dona Ana	15.2%	18.7%
Valencia	15.4%	13.4%
Bernalillo	16.7%	12.2%
Chaves	19.7%	16.2%
Colfax/Union	22.5%	7.3%

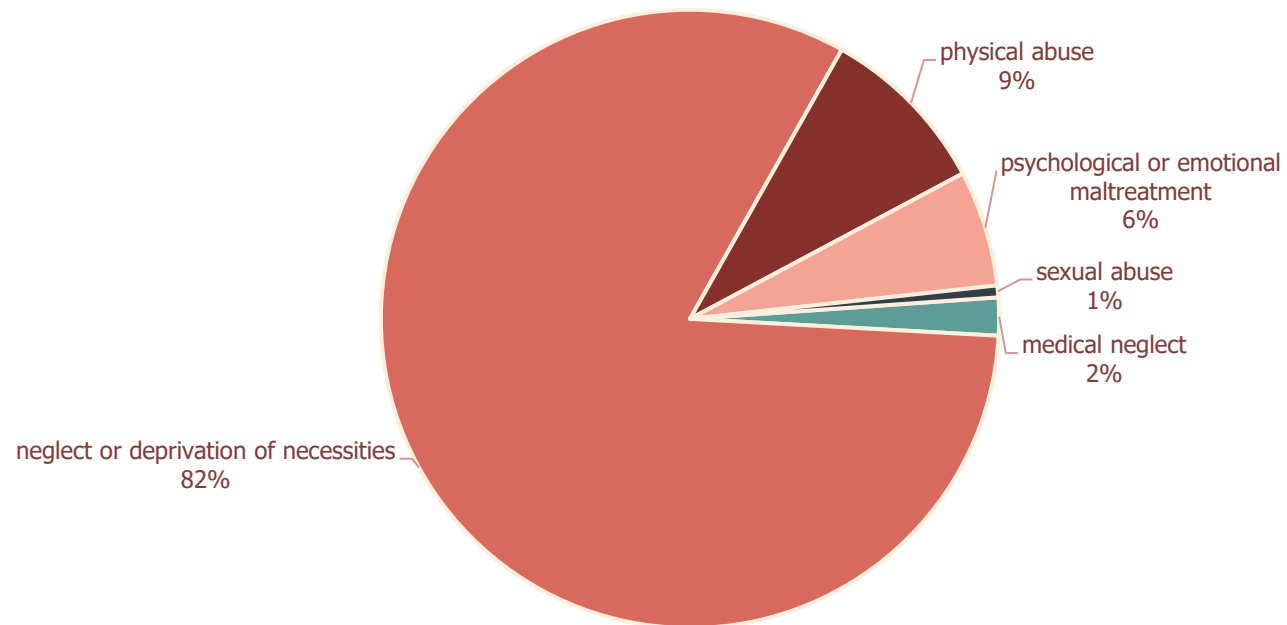
← Decreased by 9.7 percentage points from one year to the next

← Increased by 15.2 percentage points from one year to the next

General Descriptives



Recurrence of Maltreatment by Second Maltreatment Type
(12-month observation period ending November 30, 2023)



FY25 Request



Category	FY24 OpBud	FY25 Total Request	% Increase/Decrease Over FY24 OpBud
200 Personal Services & Employee Benefits	\$179.7	\$193.3	7.6%
300 Contractual Services	\$114.8	\$135.5	18.1%
400 Other	\$90.0	\$97.7	8.5%
TOTAL	\$384.5	\$426.6	10.9%