

# New Mexico Detention & Return to Work

October 31, 2023

Grace Philips, General Counsel

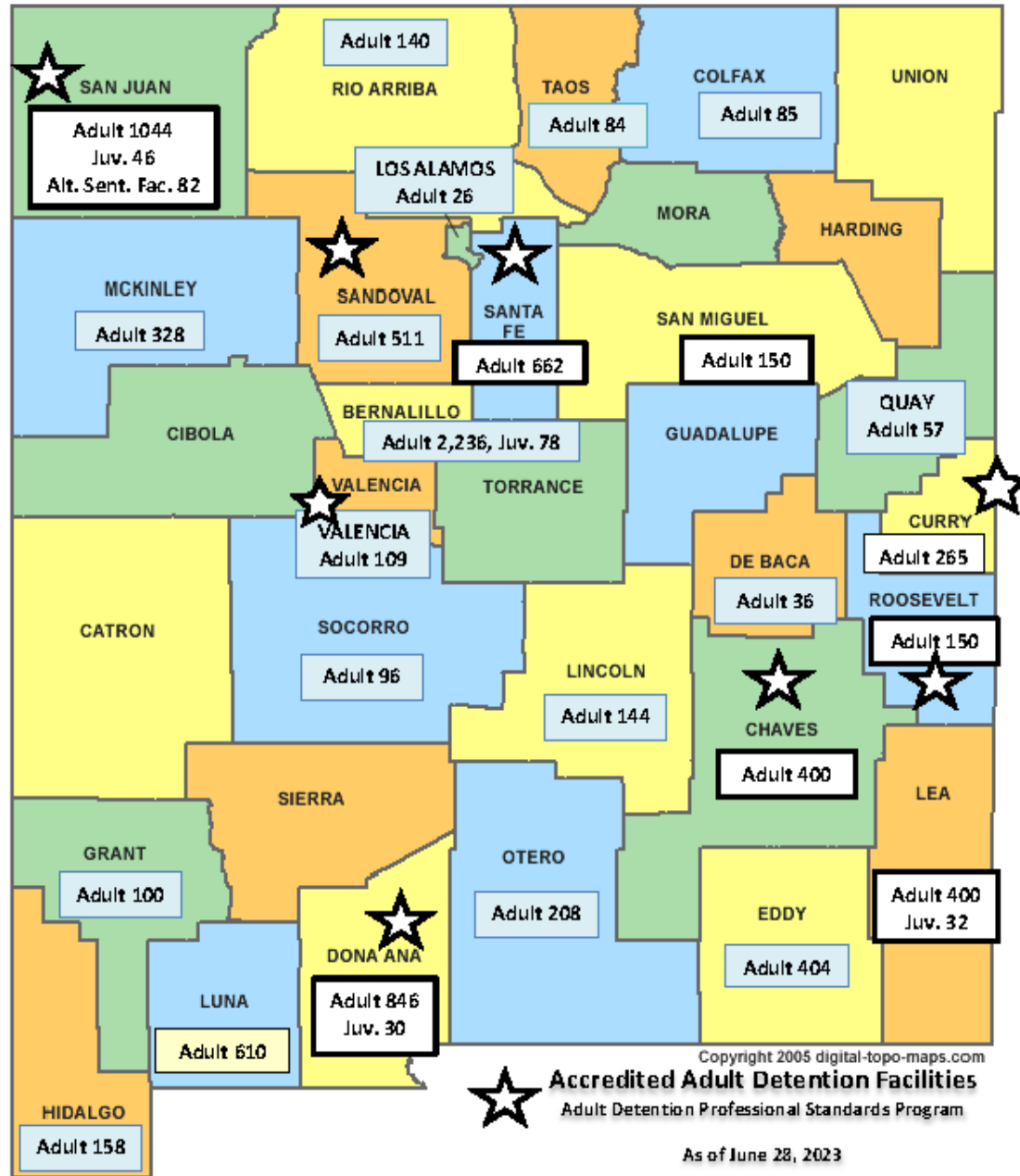


**NEW MEXICO  
COUNTIES**

33 STRONG

# NM County Detention Facilities' Design Bed Capacity & Accreditation Status

NM Detention Accredited Facilities & Design Bed Capacity



# Cost to Operate Jails

- FY23  
\$326,618,000.76

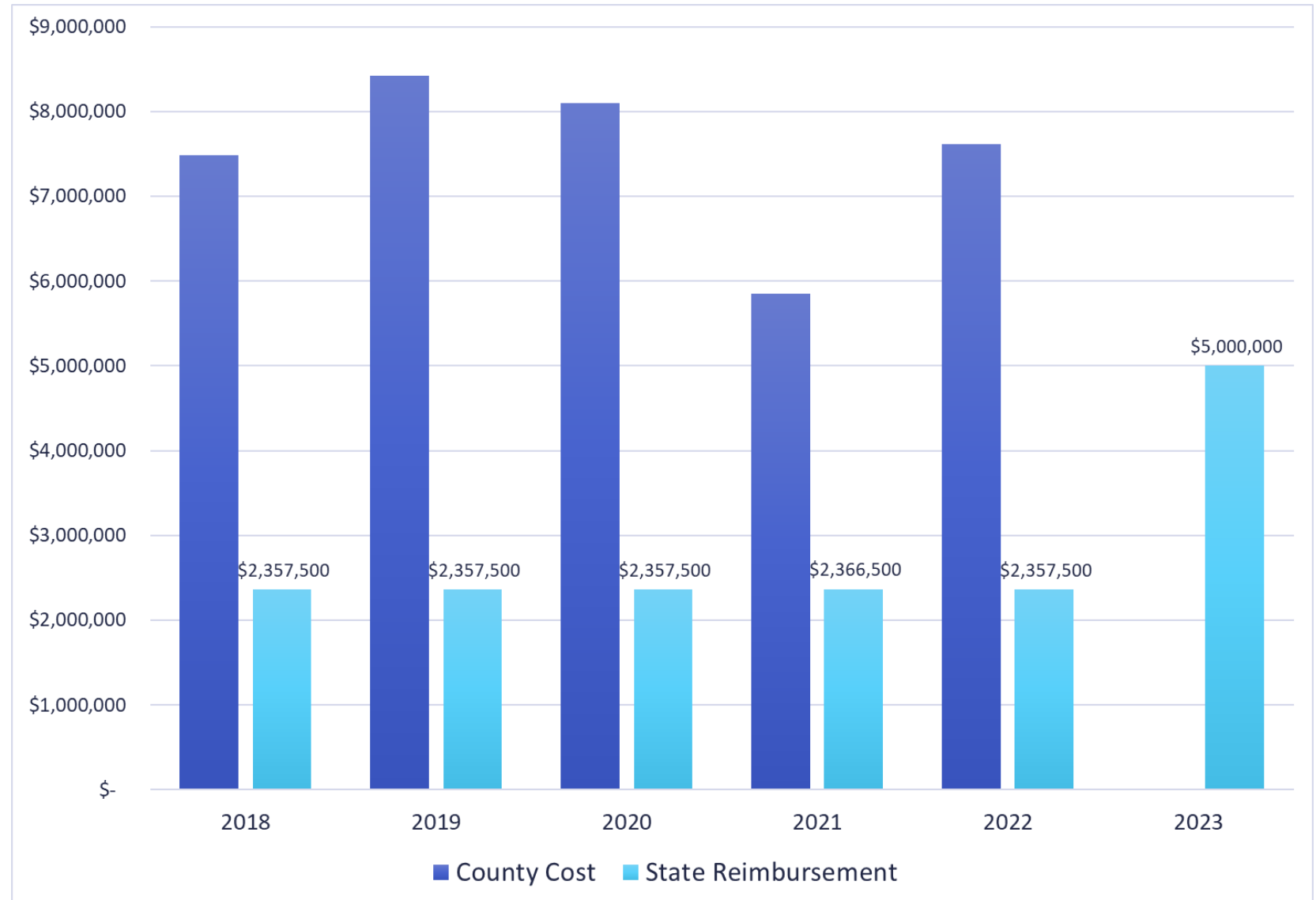
## Cost of Personnel

- FY23  
\$150,837,879.5  
5

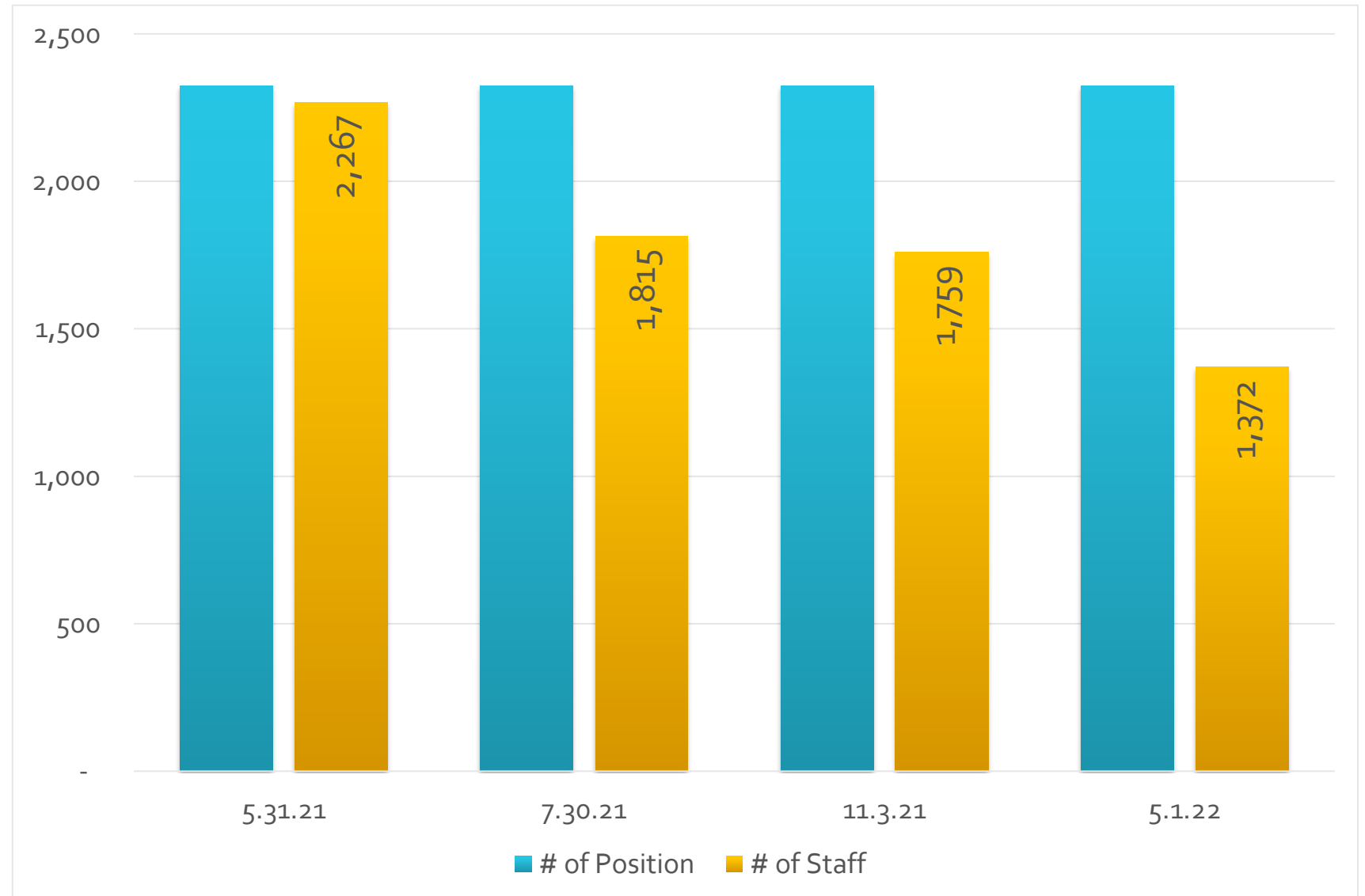
# State Contribution

**\$5,000,000.00**

# County Detention Facility Reimbursement Fund



# Detention Positions Compared to Actual Staff



# Detention Staff Vacancies on 5/1/22

County Facility	% Staff Vacancy	# Staff Vacancy	County Facility	% Staff Vacancy	# Staff Vacancy
De Baca	0.0%	0	Valencia	21.4%	15
Grant	2.9%	1	San Miguel	23.3%	7
Quay	4.5%	1	Eddy	26.3%	35
Los Alamos	6.3%	1	Socorro	28.1%	9
Colfax	7.1%	2	Catron	28.6%	2
Lea	9.2%	8	San Juan	30.0%	39
Luna	11.2%	10	Sandoval	30.5%	29
McKinley	11.5%	6	Taos	36.7%	11
Roosevelt	12.9%	4	Santa Fe	36.9%	75
Hidalgo	13.0%	3	Otero	37.3%	22
Lincoln	13.0%	6	Doña Ana	37.7%	92
Sierra	18.2%	2	Bernalillo	37.8%	180
Rio Arriba	18.9%	7	Chaves	43.8%	32
			Curry	44.4%	32



# Detention Staff Vacancies on 8/1/22

County Facility	% Staff Vacancy	# of Vacant Staff Positions
De Baca	0.0%	0
Grant	5.7%	2
Los Alamos	6.3%	1
Roosevelt	9.7%	3
Lea	10.3%	9
Colfax	10.7%	3
Luna	12.4%	11
Lincoln	13.0%	6
Valencia	15.7%	11
McKinley	17.3%	9
Hidalgo	17.4%	4
Taos	17.9%	5

County Facility	% Staff Vacancy	# of Vacant Staff Positions
Rio Arriba	21.6%	8
Socorro	21.9%	7
San Miguel	26.7%	8
Sandoval	29.4%	30
Quay	31.8%	7
Doña Ana	38.4%	86
San Juan	39.3%	33
Eddy	41.0%	38
Santa Fe	46.8%	95
Bernalillo	50.0%	238
Otero	50.0%	32
Chaves	52.6%	40
Bernalillo Juvenile	55.8%	58
Curry	58.3%	42

# Detention Staff Vacancies on 10/17/22

County Facility	% Staff Vacancy	# Staff Vacancy
De Baca	0.0%	0
San Juan Alt. Sen.	0.0%	0
San Juan Juv.	5.9%	2
Los Alamos	6.3%	1
Luna	7.0%	6
Colfax	7.1%	2
Roosevelt	10.0%	3
Grant	11.4%	4
Socorro	12.9%	7
Hidalgo	13.0%	3
Lincoln	13.0%	6
Lea	14.0%	12
Sierra	18.2%	2

County Facility	% Staff Vacancy	# Staff Vacancy
Quay	23.0%	5
Sandoval	25.0%	22
Taos	25.0%	7
Eddy	28.0%	37
Doña Ana	33.5%	75
Curry	33.8%	22
San Miguel	37.0%	10
Otero	37.3%	22
Rio Arriba	38.0%	12
Santa Fe	39.0%	41
Chaves	42.0%	31
Bernalillo	42.4%	202
San Juan	45.0%	43
McKinley	50.0%	21-32
Bernalillo Juv.	56.0%	60
Valencia	65.0%	25

# Detention Staff Vacancies on 1/2/23

County Facility	% Staff Vacancy	# Staff Vacancy	County Facility	% Staff Vacancy	# Staff Vacancy
Roosevelt	0%	0	Luna	23%	20
San Juan Juv.	4%	1	San Miguel	24%	9
Los Alamos	6%	1	Taos	25%	7
Colfax	7%	2	Sandoval	27%	23
De Baca	8%	1	Socorro	28%	9
San Juan Alt. Sen.	8%	1	Doña Ana	30%	65
Quay	10%	4	Valencia	31%	14
Sierra	10%	1	Curry	33%	19
Grant	11%	4	Eddy	35%	42
Hidalgo	13%	3	San Juan	36%	39
Lincoln	13%	6	Chaves	42%	31
McKinley	14%	6	Santa Fe	43%	45
Lea	15%	13	Bernalillo	52%	248
			Otero	55%	27
			Rio Arriba	55%	17
			Bernalillo Juv.	56%	61

# Detention Staff Vacancies 5/30/23

County Facility	# Staff Vacancy	% Staff Vacancy
Roosevelt	0	0.00%
San Juan (Alt. Sent.)	0	0.00%
Sierra	0	0.00%
Grant	1	3.33%
Hidalgo	1	4.35%
Los Alamos	1	6.25%
San Juan (Juvenile)	2	7.41%
Lea	10	11.24%
Lincoln	6	12.50%
Luna	11	13.10%
San Miguel	5	13.51%
Colfax	7	14.58%
Quay	6	14.63%
Socorro	6	18.75%

County Facility	# Staff Vacancy	% Staff Vacancy
De Baca	2	20.00%
Doña Ana	41	21.03%
Sandoval	25	27.17%
Valencia	13	28.89%
McKinley	7	29.17%
Curry	17	29.31%
San Juan	43	32.82%
Taos	10	33.33%
Eddy	46	40.00%
Bernalillo	202	42.00%
Otero	25	44.64%
Santa Fe	41	51.90%
Rio Arriba	17	54.84%
Chaves	48	57.14%
Bernalillo (Juvenile)	64	66.67%

# Detention Staff Vacancies 7/17/23

County Facility	# of Current Staff	# Staff Vacancy	% Staff Vacancy
San Juan (Alt. Sent.)	12	0	0.00%
Hidalgo	23	1	4.35%
Los Alamos	16	1	6.25%
Roosevelt	31	2	6.45%
Luna	89	11	12.36%
San Juan (Juvenile)	40	5	12.50%
Lincoln	48	6	12.50%
Socorro	28	4	14.29%
Lea	89	13	14.61%
San Miguel	37	6	16.22%
Sierra	12	2	16.67%
Grant	30	5	16.67%

County Facility	# of Staff	# Staff Vacancy	% Staff Vacancy
Colfax	30	6	20.00%
De Baca	10	2	20.00%
Sandoval	55	11	20.00%
Doña Ana	219	47	21.46%
McKinley	50	12	24.00%
Curry	64	18	28.13%
Valencia	45	13	28.89%
Santa Fe	64	20	31.25%
Taos	27	9	33.33%
San Juan	95	33	34.74%
Eddy	115	44	38.26%
Otero	62	26	41.94%
Rio Arriba	31	13	41.94%
Quay	22	10	45.45%
Chaves	64	30	46.88%
Bernalillo	411	197	47.93%
Bernalillo (Juvenile)	96	66	68.75%

# Detention Staff Vacancies on 10/20/23

County Facility	# of Current Staff	# Staff Vacancy	% Staff Vacancy	County Facility	# of Current Staff	# Staff Vacancy	% Staff Vacancy
Grant	30	0	0.00%	Doña Ana	217	44	20.28%
Los Alamos	16	0	0.00%	Roosevelt	31	7	22.58%
San Juan (Alt. Sent.)	12	0	0.00%	Colfax	30	7	23.33%
San Juan (Juvenile)	28	2	7.14%	Sandoval	55	14	25.45%
Hidalgo	23	2	8.70%	Curry	64	17	26.56%
De Baca	11	1	9.09%	Chaves	85	27	31.76%
Santa Fe	65	8	12.31%	San Juan	95	31	32.63%
Lincoln	48	6	12.50%	Otero	52	17	32.69%
Sierra	14	2	14.29%	Eddy	115	41	35.65%
Socorro	28	4	14.29%	Valencia	45	17	37.78%
Lea	89	13	14.61%	Taos	27	11	40.74%
Luna	89	13	14.61%	Bernalillo	411	170	41.36%
Rio Arriba	31	5	16.13%	Bernalillo (Juvenile)	97	45	46.39%
San Miguel	37	6	16.22%	Quay	22	12	54.55%
				McKinley	30	17	56.67%

# Starting Officer Wage Rates 2021- 2023

COUNTIES	OFFICERS 2021	OFFICERS 2022	OFFICERS 2023
Bernalillo	\$17.75	\$19.22	\$20.34
Chaves	\$13.29	\$15.35	\$17.00
Colfax	\$14.10	\$16.98	\$16.98
Curry	\$15.19	\$16.00	\$16.32
De Baca		\$15.00	\$15.00
Dona Ana	\$13.70	\$17.50	\$18.00
Eddy	\$19.51	\$22.61	\$23.75
Grant	\$12.78	\$15.97	\$16.00
Hidalgo	\$13.75	\$13.75	\$15.50
Lea	\$15.00	\$26.00	\$27.30
Los Alamos		\$22.26	\$22.26
Luna	\$13.40	\$15.00	\$16.00
Lincoln	\$13.80	\$18.63	\$20.00
McKinley	\$17.98	\$14.50	\$16.92
Otero	\$12.00	\$19.53	\$19.53
Quay		\$14.00	\$15.00
Rio Arriba	\$14.15	\$18.00	\$21.75
Roosevelt	\$13.23	\$14.71	\$15.19
San Juan	\$16.98	\$18.48	\$18.66
San Miguel	\$10.05	\$13.40	\$16.46
Sandoval	\$14.40	\$17.50	\$17.73
Santa Fe	\$16.05	\$21.34	\$26.00
Sierra	\$12.90	\$15.41	\$15.41
Socorro	\$13.10	\$13.44	\$16.11
Taos	\$14.23	\$16.43	\$19.83
Valencia	\$13.60	\$17.00	\$17.00
			\$21.34 after academy
			\$27.30 after academy
			\$750 sign on bonus after 6 months
			\$500 incentive after first 6 months & \$500 after 1 year
			\$21.65 after academy; \$3,000 sign on bonus until 12/31/23

Progress happens  
when all 33 come  
together.



**NEW MEXICO  
COUNTIES**

**33 STRONG**