



NEW MEXICO  
LEGISLATIVE  
FINANCE  
COMMITTEE

# Protective Services Program

Dr. Jon Courtney, Program Evaluation Manager

Kelly Klundt, Senior Fiscal Analyst II  
Legislative Finance Committee

Presentation to LHHS – October 2017

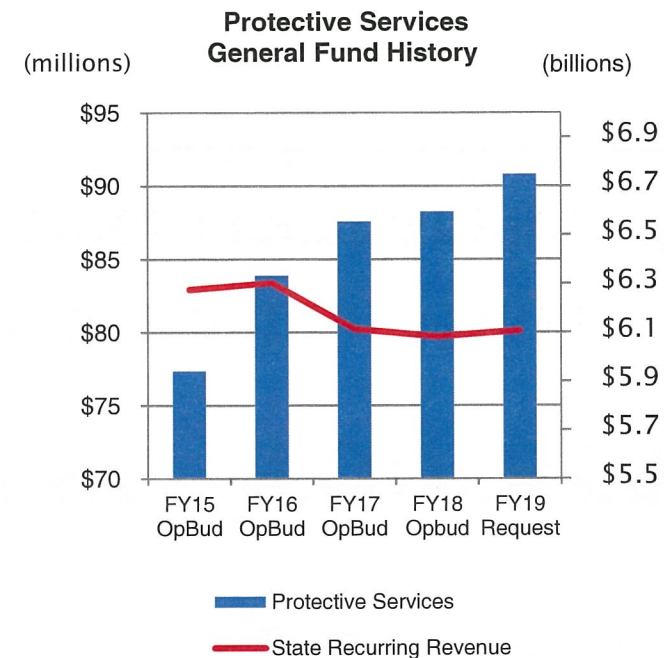
# Funding History



NEW MEXICO  
LEGISLATIVE  
FINANCE  
COMMITTEE

Despite difficult strains on the general fund, during the state's solvency crisis, The Children, Youth and Families Department, Protective Services (PS) Program, received increased general fund appropriations from the Legislature.

- ▶ A majority of general fund revenue increases were for additional personnel and care and support costs for children in care.



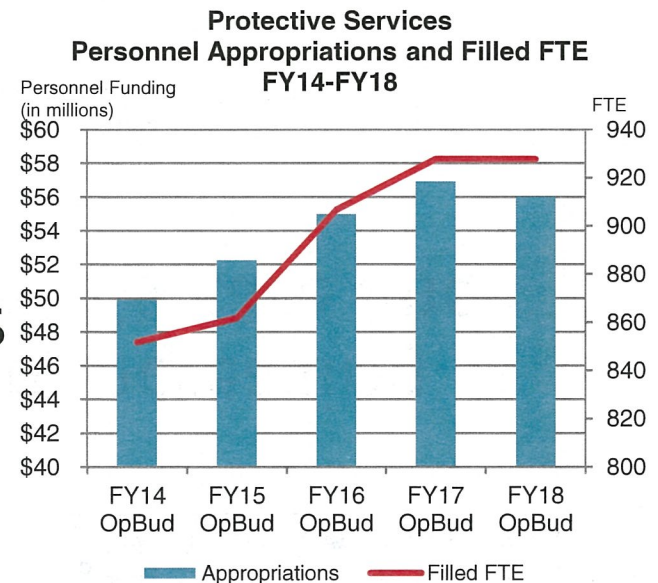
Source: CYFD OpBud/Revenue Consensus



# Personnel and Caseloads



- ▶ Between FY14 and FY18, nearly \$6 million and an additional 76 FTE were added; mostly for direct services including investigators and permanency workers.
- ▶ Average caseworker turnover in FY17 was 25 percent, down nearly 5 percent from FY16.
- ▶ Average monthly caseload= 20 for permanency planners and 13 for investigators.

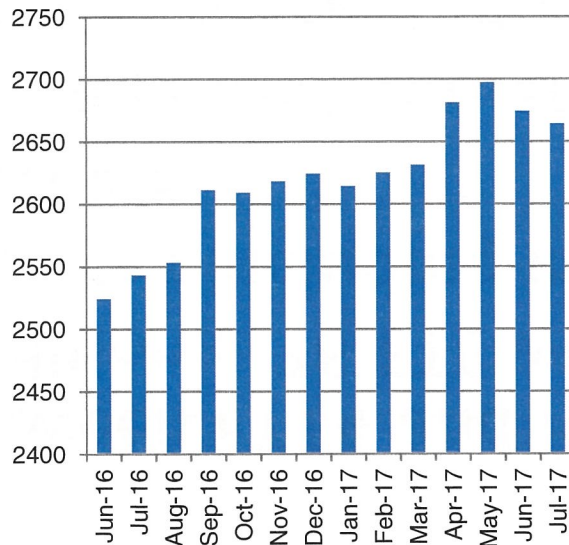


# System Strains



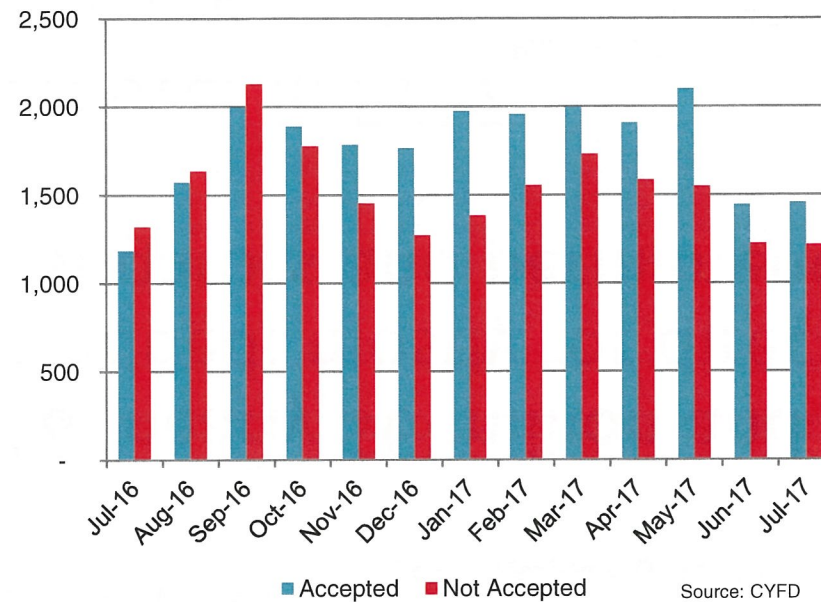
- ▶ The state continues to see an increasing number of children in the state's care and reports of maltreatment.

Children in Care of Protective Services



Source: CYFD

Protective Services  
Statewide Central Intake



Source: CYFD

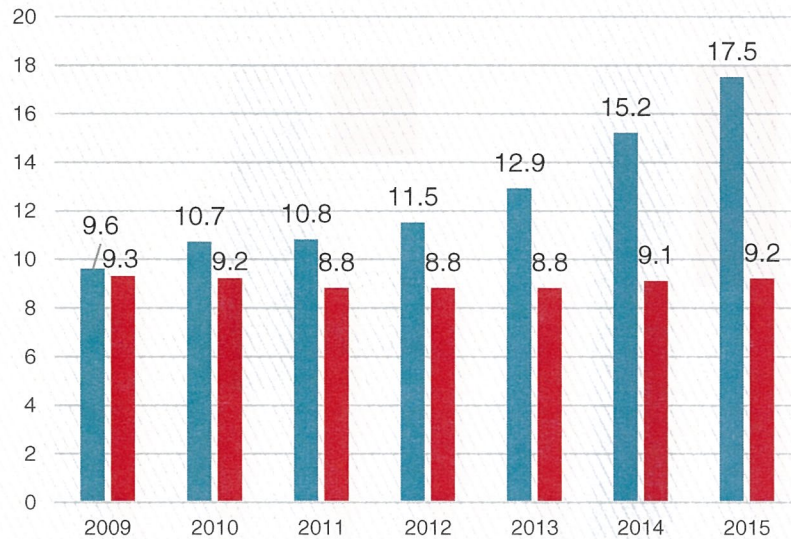


# Performance remains a concern due to increased system pressure



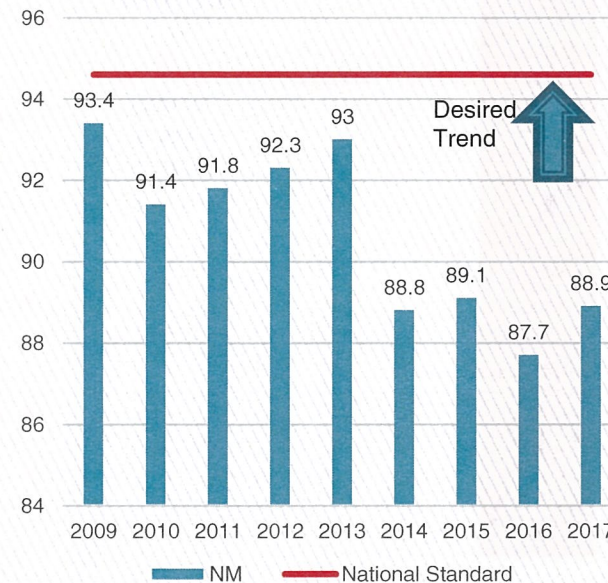
NEW MEXICO  
LEGISLATIVE  
FINANCE  
COMMITTEE

Child Victimization Rates Per 1,000  
2009-2015 (NM and US)



Source: ACF Child Maltreatment Report ■ NM ■ US

Children not the subject of substantiated maltreatment within 6 months of a prior determination of substantiated maltreatment



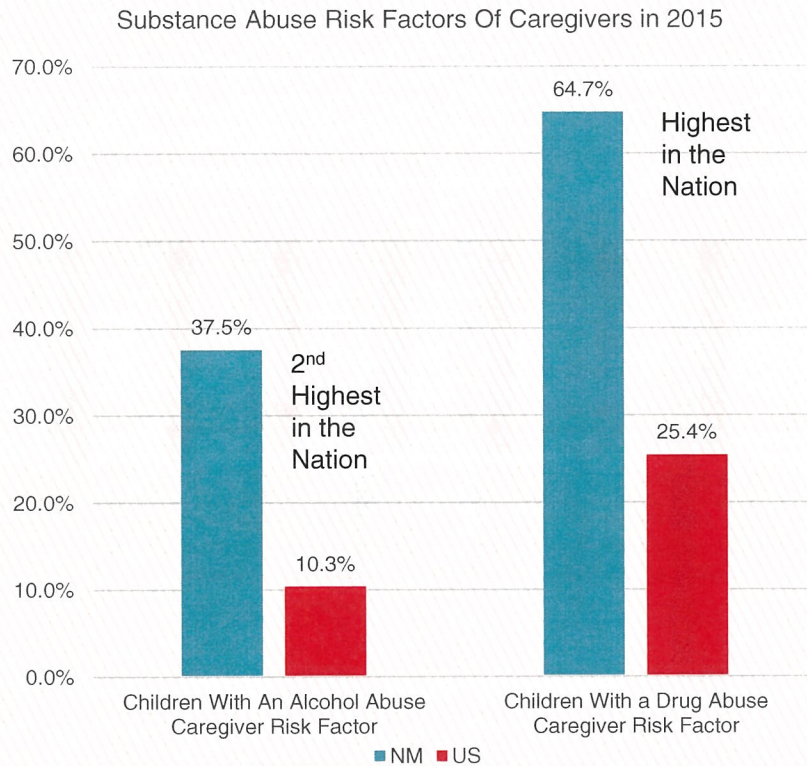
Source: CYFD

Victimization rates climbed 82 percent since 2009. CYFD indicated to ACF this may be due to increased maltreatment or changes in practice.

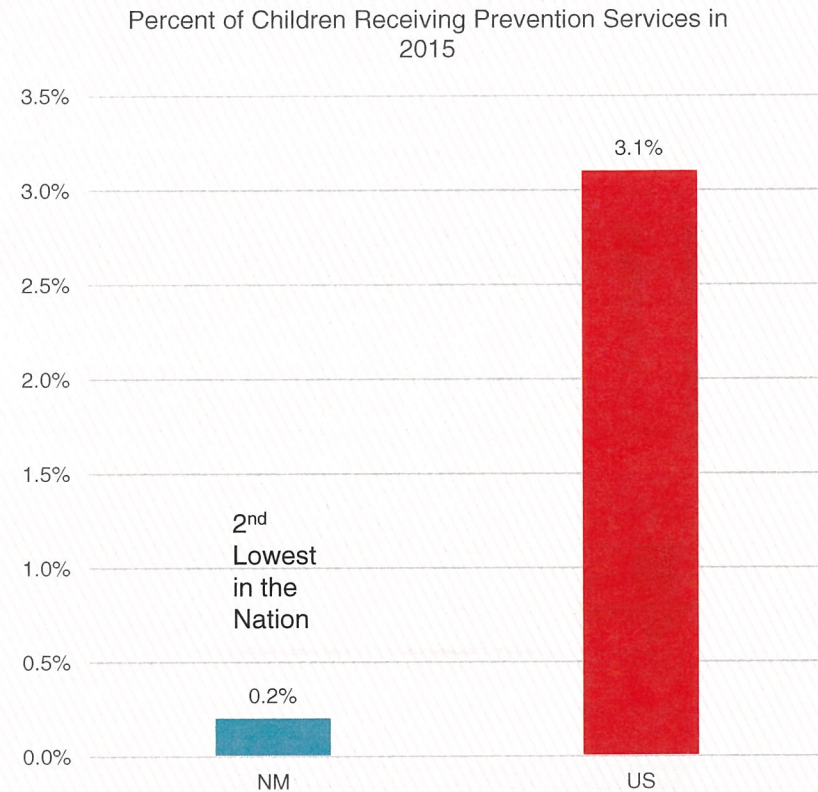
Recurring maltreatment continues to fall short of national standard



# NM Continues to Show High Need/Low Spending on Preventative Services



Source: ACF Child Maltreatment 2015



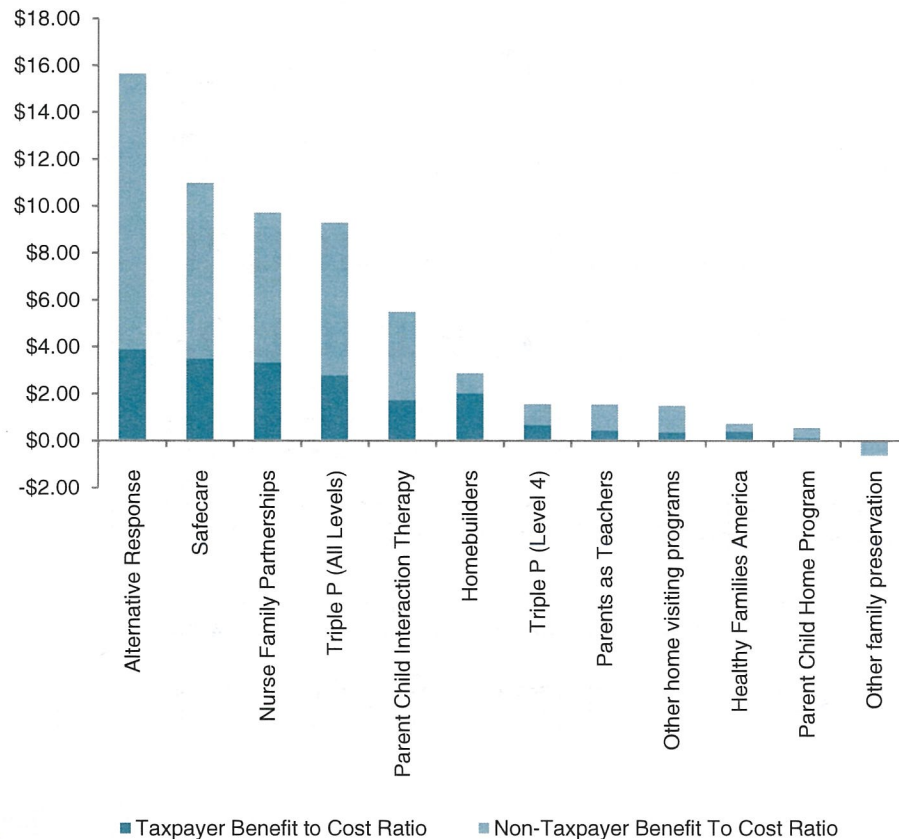
NM families continue to struggle with substance abuse

Most states are able to provide more preventative services to children through federal grants (top funding sources are CBCAP and PSSF)

# What Works: Child Welfare



Total Benefit to Cost Ratio by Program



## Recent developments

- Alternative response legislation carried by Chasey (HB255) died
- 2017 GAA included language for a demonstration project to use Medicaid funding for home visiting and HSD included this in the centennial are draft waiver
- Some evidence-based programming (NFP, Triple P Level 4, Parents as teachers) are conducted in NM on a limited basis.
- 2017 Multi-agency (LFC, CYFD, HSD) Results First report on Children's Behavioral Health recommended greater investment in prevention and early interventions including programs that address child maltreatment



# Conclusion



NEW MEXICO  
LEGISLATIVE  
FINANCE  
COMMITTEE

- ▶ The Legislature has increased investments in protective services
- ▶ Increased system strains may be outpacing investments
- ▶ Performance results continue to be far below national averages and benchmarks
- ▶ Other states have successfully leveraged federal grants for preventative services
- ▶ NM should continue efforts to increase evidence-based preventative services