



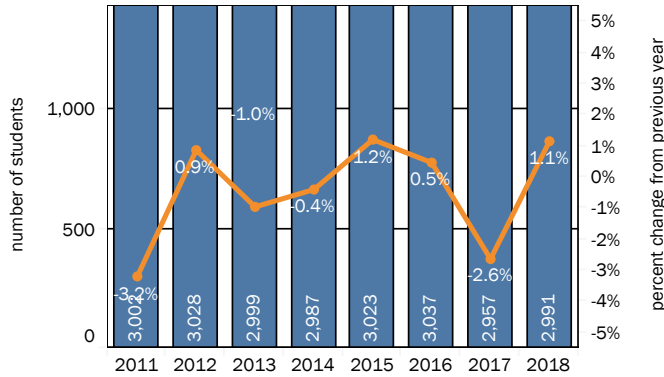
Legislative Education Study Committee
 School District Fact Sheet
Bloomfield School District
 Prepared by Tim Bedeaux

Dr. Kimberly Mizell
 Superintendent
 505-634-3898
 kmizell
 @bsin.k12.nm.us

Jodie Maestas
 Director of Finance
 505-632-4328
 jmaestas
 @bsin.k12.nm.us

James Olivas
 Director of Data, Operations,
 and Assessment
 505-632-4359
 jolivas@bsin.k12.nm.us

Enrollment History with Annual Percent Change



Source: PED

Student Demographics (2017)

	BSD		State	
	Students	Percent	Students	Percent
African Amer.	31	1.1%	7,504	2.3%
Asian	10	0.3%	4,413	1.3%
Caucasian	820	27.8%	81,191	24.3%
Hispanic	970	32.9%	204,239	61.2%
Multi Race	0	0.0%	16	0.0%
Native Amer.	1,111	37.7%	35,472	10.6%
Pacific	2	0.1%	628	0.2%

EL	317	10.8%	45,399	13.6%
FRL	2,563	87.1%	244,186	73.2%
Gifted	116	4.0%	16,273	4.9%
Homeless	178	6.1%	7,786	2.3%
Migrant	0	0.0%	1,535	0.5%
Special Educ.	508	17.2%	50,963	15.3%
Title I	2,943	100.0%	247,788	74.3%

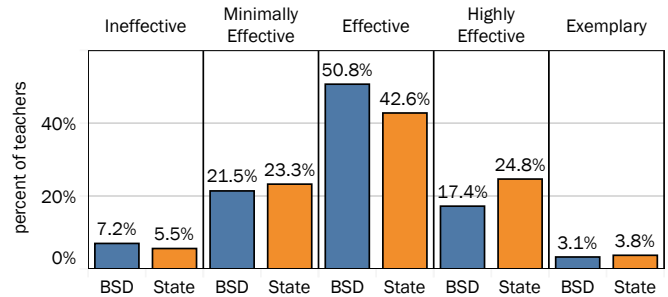
Source: PED

School Grades Summary

	2012	2013	2014	2015	2016	2017
Blanco Elementary	D	D	D	C	B	D
Bloomfield Early Child..	C	D	D	C	A	B
Bloomfield High	C	B	B	D	C	C
Central Primary	C	D	D	F	D	F
Charlie Y. Brown Alt	D	C	C	D	F	F
Mesa Alta Jr High	C	D	D	F	F	D
Naaba Ani Elementary	B	C	D	C	D	D

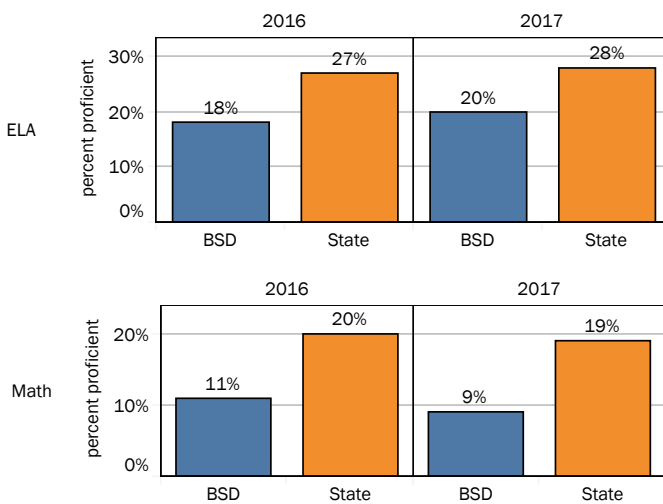
Source: PED

NMTEACH Teacher Effectiveness Ratings (2016)



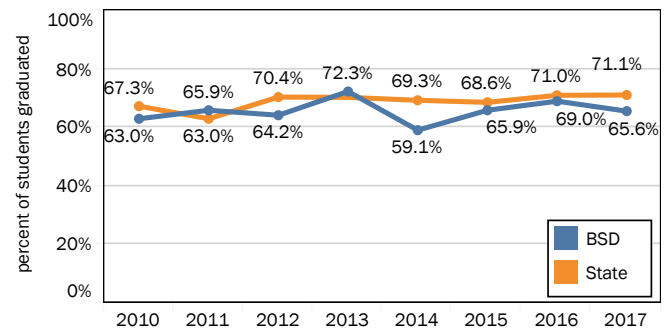
Source: PED

Percent of Students Scoring at Levels 4 and 5 on PARCC



Source: PED

Four-Year Cohort Graduation Rate



Source: PED

FY17 Operational Expenditures and FY18 Operational Budget

		2017				2018			
		BSD		State		BSD		State	
		Expenditures	Percent of Total	Expenditures	Percent of Total	Budget	Percent of Total	Budget	Percent of Total
Instruction	Total	\$12,767,532	59.7%	\$1,602,866,550	61.5%	\$14,905,382	60.9%	\$1,664,566,081	60.1%
Support Services	Students	\$1,720,910	8.0%	\$255,482,353	9.8%	\$1,963,421	8.0%	\$268,793,903	9.7%
	Instruction	\$496,814	2.3%	\$66,673,736	2.6%	\$523,071	2.1%	\$70,038,417	2.5%
	General Admin.	\$740,766	3.5%	\$55,737,026	2.1%	\$789,058	3.2%	\$68,253,631	2.5%
	School Admin.	\$1,839,523	8.6%	\$174,228,729	6.7%	\$1,947,988	8.0%	\$163,362,105	5.9%
	Central Services	\$831,148	3.9%	\$92,623,785	3.6%	\$778,514	3.2%	\$100,085,411	3.6%
	Maint. and Oper.	\$2,998,549	14.0%	\$339,903,520	13.0%	\$3,506,801	14.3%	\$364,111,833	13.2%
	Student Transp.			\$10,948,283	0.4%			\$7,560,304	0.3%
	Other	\$2,278	0.0%	\$1,551,113	0.1%	\$55,400	0.2%	\$41,728,122	1.5%
	Total	\$8,629,988	40.3%	\$997,148,545	38.2%	\$9,564,253	39.1%	\$1,083,933,726	39.2%
Non-Instructional Services	Food Service			\$2,411,215	0.1%			\$2,852,857	0.1%
	Community Svc.			\$1,046,353	0.0%			\$1,057,857	0.0%
	Total			\$3,457,568	0.1%			\$3,910,714	0.1%
Capital Outlay	Total			\$4,423,880	0.2%			\$15,456,215	0.6%
Grand Total		\$21,397,520	100.0%	\$2,607,896,543	100.0%	\$24,469,635	100.0%	\$2,767,866,736	100.0%

Source: OBMS

2017-2018 Prekindergarten Programs

School	Students	Funding
Bloomfield Early Childhood Center	87	\$387,951

Source: PED

2016 Land Valuation and Bonding

	BSD
Total Valuation	\$723,634,004
Bonds Outstanding	\$44,315,000
Bonding Capacity	\$43,418,040

Source: PED

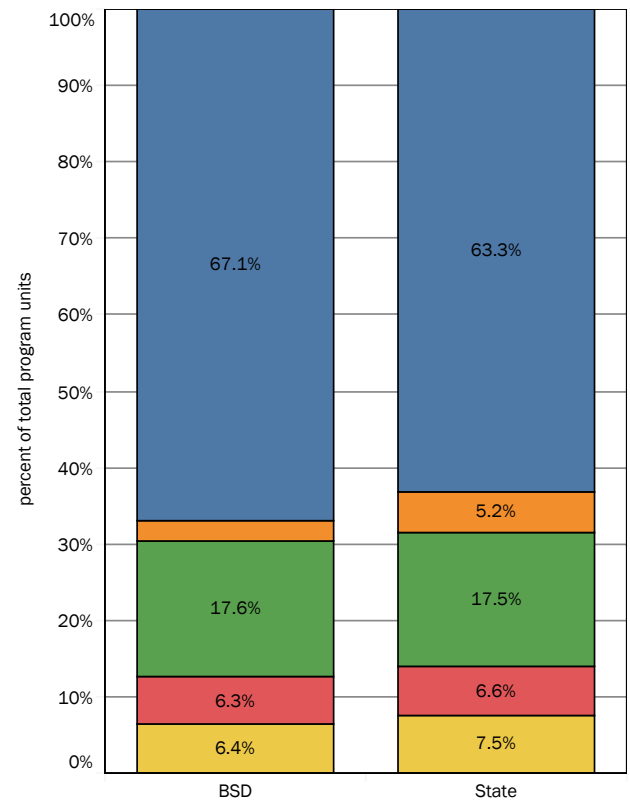
Condition and Maintenance of Facilities

School	wNMCI	FMAR			
	2017	2012	2013	2014	2016
Central Primary	19.3%		70.2%		
Mesa Alta Jr High	23.5%		55.7%		68.4%
Blanco Elementary	14.1%			49.0%	
Bloomfield Early Childho..	6.8%				
Bloomfield High	11.3%	80.6%		65.9%	
Charlie Y. Brown Alt	12.2%			58.8%	
Naaba Ani Elementary	40.1%			53.2%	69.7%

Source: PSFA

Note: wNMCI is the weighted New Mexico condition index. Lower values denote a building in better condition. The statewide average wNMCI for FY17 was 17.7 percent. FMAR scores are from most recent years available. FMAR of 70 percent or higher is considered satisfactory.

Percent of FY18 Funding by Unit Type



- Program Unit Type (group)
- Basic MEM
 - Size and Growth
 - Special Education
 - Training and Experience
 - All Other

"All Other" category includes at-risk, bilingual, elementary PE, National Board-certified teachers, charter school activities, home school program and activities, and save harmless units.

Source: PED