

Jicarilla Apache
Department of
Education



ACADEMIC STATUS REPORT
SY 2005-2016
of
DULCE INDEPENDENT
SCHOOLS

May 15, 2017

INTRODUCTION

Dulce Independent School District (DISD) is located within the reservation boundaries of Jicarilla Apache Nation in Dulce, New Mexico. There are approximately 3,974 tribally enrolled members who reside on or off reservation. The student population in DISD for SY 2015-16 was 675 with 96.0% of that total being Native American.

The Jicarilla Apache Department of Education (JADE) has taken initiatives to examine the current educational status of the Dulce Independent School District (DISD) through a comparative review of New Mexico Public Education Department (NMPED) School District Report Cards from School Year 2005-16. This report provides a glimpse of past and present academic performance of educational gains and gaps of DISD students in grades 3-11.

Data extracted from the NMPED School District Report Cards and compiled for this report are:

- School District Board Members
- School District Ratings
- Student Ethnicity
- Student Sub-Groups
- English Language Learners
- Drop-out Rates
- Reading Standardized Assessments
- Math Standardized Assessments

As a result of our review, JADE has identified a major goal to develop a collaborative partnership between Jicarilla Apache Nation (JAN) and DISD to provide our children with a high performing and academically sound equitable, quality education by proactively addressing educational concerns of low academic performance. Our objective is to assist DISD in identifying and recommending solutions to remedy this situation with available resources.

Jicarilla Apache Department of Education on behalf of Jicarilla Apache Nation has high Expectations to remedy these educational concerns to turn our school district around and we understand without a proactive collaborative partnership this is an unsurmountable task for one entity to undertake.

Together, we need to take a proactive collaborative approach to re-establish our school system to increase the academic performance among our DISD students in grades K-12 to prepare them to enter post-secondary institutions and become leaders within our community as well as global learners.

Table of Contents

School Board Members.....	1
District & School Ratings.....	2
Student Ethnicity.....	3
Student Sub-Groups.....	4
Drop-out Rates.....	5
Reading Assessment Results Grades 3 & 4.....	6
Reading Assessment Results Grades 5 & 6.....	7
Reading Assessment Results Grades 7 & 8.....	8
Reading Assessment Results Grades 9 & 10.....	9
Reading Assessment Results Grade 11.....	10
Math Assessment Results Grades 3 & 4.....	11
Math Assessment Results Grades 5 & 6.....	12
Math Assessment Results Grades 7 & 8.....	13
Math Assessment Results Grades 9 & 10.....	14
Math Assessment Results Grades 11.....	15

SCHOOL BOARD MEMBERS
SY 2005/2016
DULCE INDEPENDENT SCHOOLS

2015/16	2014/15	2013/14	2012/13	2011/12
Levi Pesata	Everett Vigil	Everett Vigil		David Montoya
Phillip Salazar	Joanna Dykehouse	Joanna Dykehouse		Bob Cooke
Manuel Gomez	Manuel Gomez	Manuel Gomez		George Loretto
Stanford Salazar	Stanford Salazar	Adrian Notsinneh		Adrian Notsinneh
Wesley Vigil	Connie Gomez Wesley Vigil	Connie Gomez		Connie Gomez

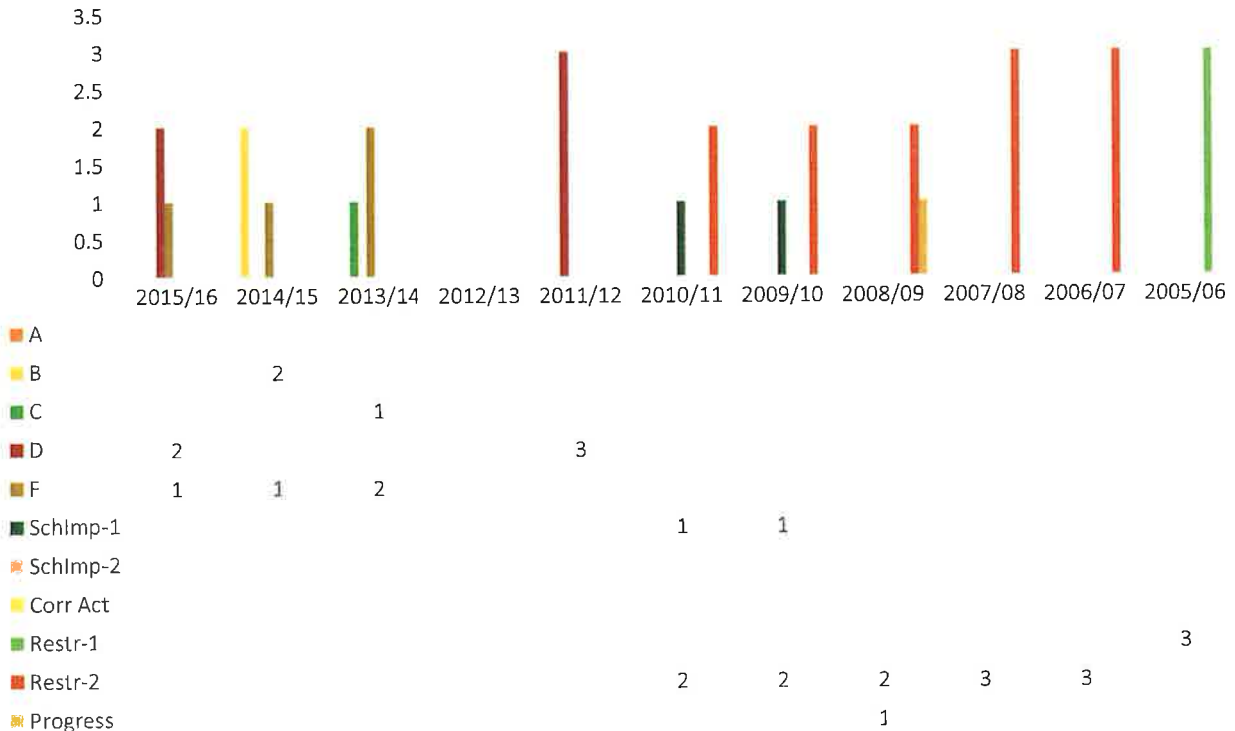
2010/11	2009/10	2008/09	2007/08	2006/07	2005/06
David Montoya	David Montoya	David Montoya	David Montoya	David Montoya	David Montoya
Bob Cooke	Bob Cooke	Bob Cooke	Steve Cata	Steve Cata	Steve Cata
George Loretto	Clyde Vicenti	Clyde Vicenti	Clyde Vicente	Clyde Vicente	Clyde Vicente
Adrian Notsinneh	Joanna Dykehouse	Joanna Dykehouse	Joanna Dykehouse	Joanna Dykehouse	Joanna Dykehouse
Connie Gomez	Connie Gomez	Connie Gomez	Connie Gomez	Connie Gomez	Victoria Paquin

**DULCE INDEPENDENT SCHOOL DISTRICT STATUS
SY 2005-2016**

DISTRICT & SCHOOL REPORT CARDS

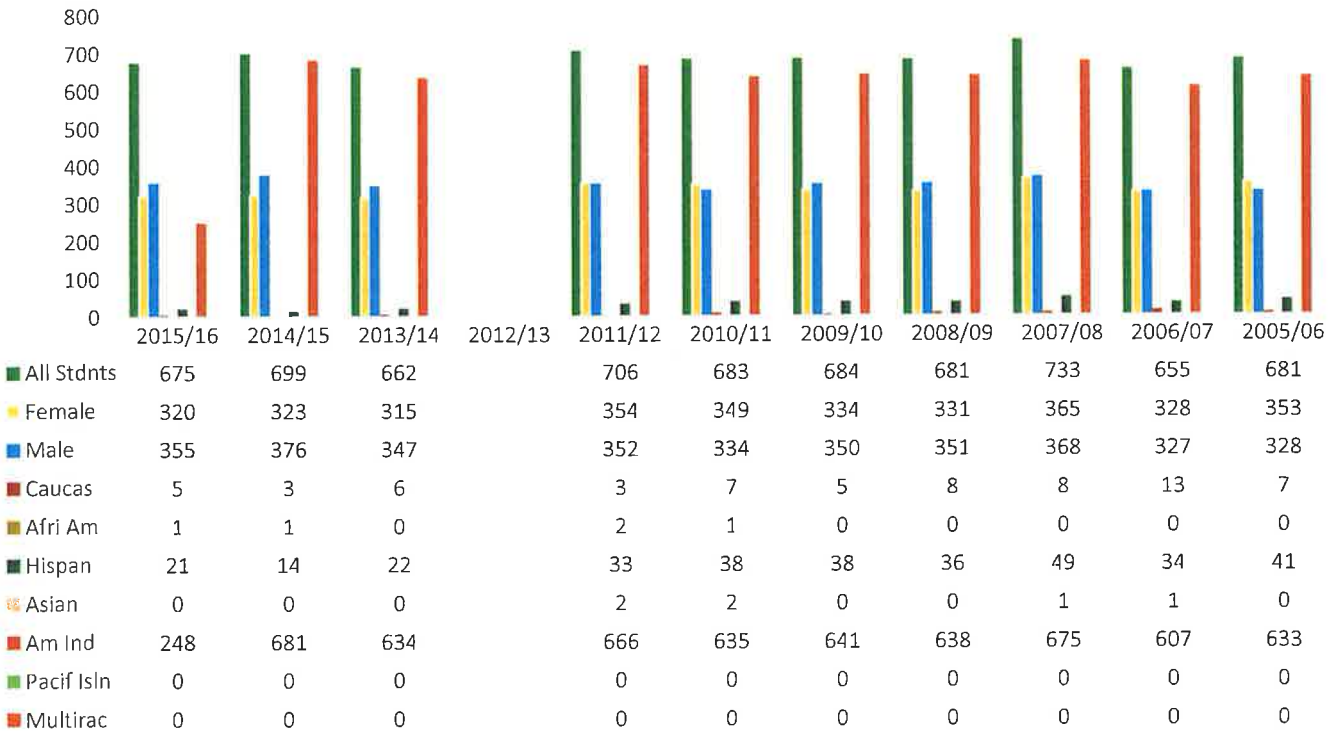
SCH YR	Dist Grd	AYP	DES	AYP	DMS/JHS	AYP	DHS	AYP	Schs. Rated
2015/16	F	Not Met	F	Not Met	D	Not Met	D	Not Met	2
2014/15	D	Not Met	F	Not Met	B	Meets	B	Meets	2
2013/14	D	Not Met	F	Not Met	F	Not Met	C		3
2012/13					Information Unavailable				
2011/12	D	Not Met	D	Not Met	D	Not Met	D	Not Met	3
2010/11	DI-2	Not Met	R-2	Not Met	R-2	Not Met	SI-2		3
2009/10	DI-1	Not Met	R-2	Not Met	R-2	Not Met	SI-1		3
2008/09	Progres	Not Met	R-2	Not Met	R-2	Not Met	Progres		3
2007/08	Progres	Meets	R-2	Not Met	R-2	Not Met	R-2 Delay	Meets	3
2006/07	SI-1	Meets	R-2	Not Met	R-2	Not Met	R-2	Not Met	3
2005/06	SI-2	Not Met	Restruc	Not Met	Restruc	Not Met	Restruc	Not Met	3

District & School Ratings



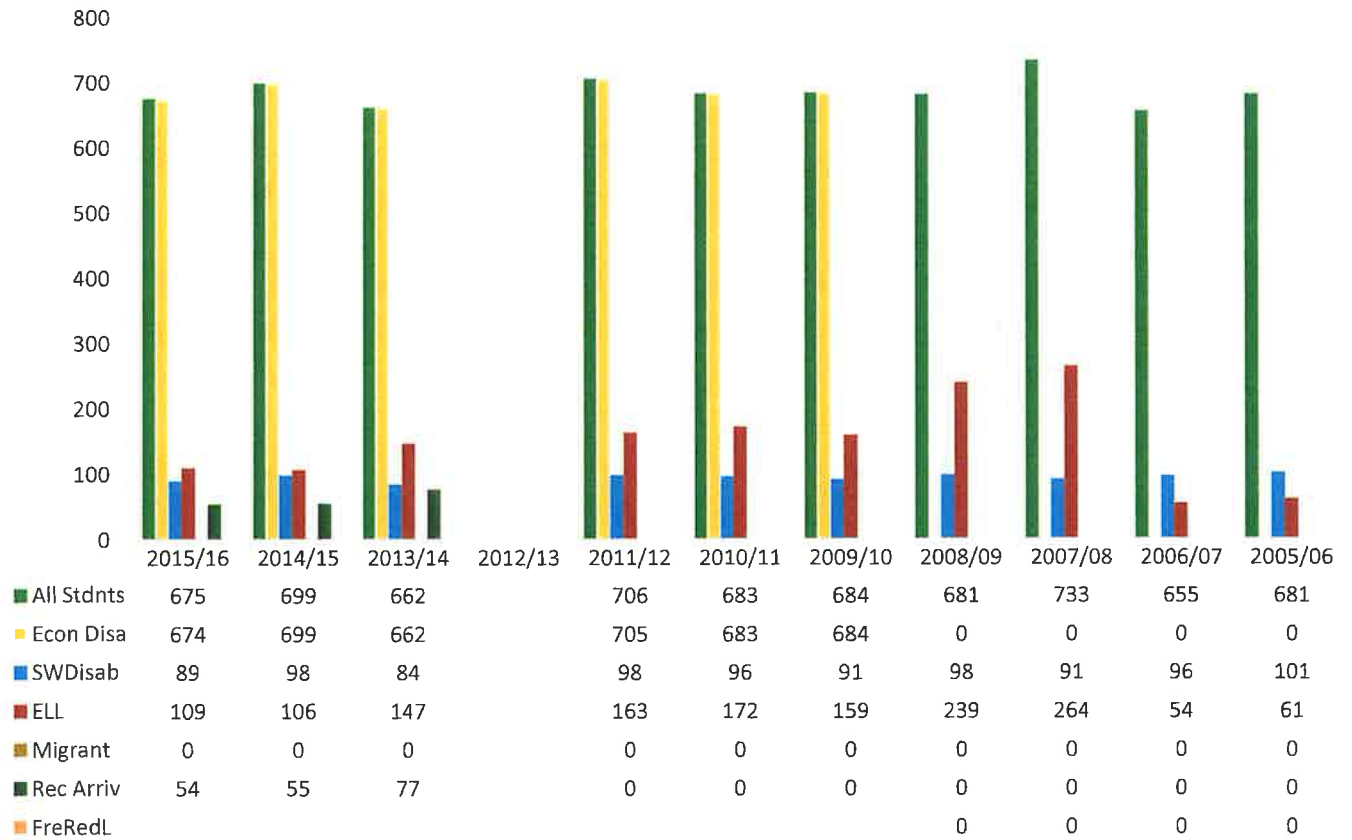
STUDENT ETHNICITY

SCH YR	All			Caucas	Afri			Asian	Am Ind	Pacif Islan	Multirac
	Stdnts	Female	Male		Am	Hispan	Am				
2015/16	675	320	355	5	1	21	0	248	0	0	
2014/15	699	323	376	3	1	14	0	681	0	0	
2013/14	662	315	347	6	0	22	0	634	0	0	
2012/13	Information Unavailable										
2011/12	706	354	352	3	2	33	2	666	0	0	
2010/11	683	349	334	7	1	38	2	635	0	0	
2009/10	684	334	350	5	0	38	0	641	0	0	
2008/09	681	331	351	8	0	36	0	638	0	0	
2007/08	733	365	368	8	0	49	1	675	0	0	
2006/07	655	328	327	13	0	34	1	607	0	0	
2005/06	681	353	328	7	0	41	0	633	0	0	

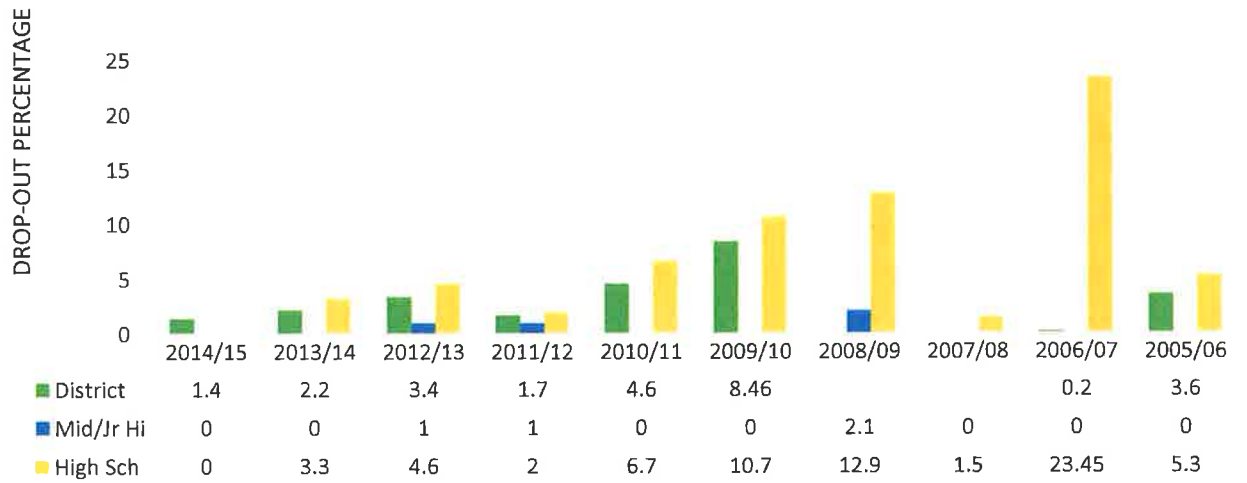


STUDENT SUB-GROUPS

SCH YR	Econ Disa	SWDisab	ELL	Migrant	Rec Arriv	FreRed L
2015/16	674	89	109	0	54	
2014/15	699	98	106	0	55	
2013/14	662	84	147	0	77	
2012/13						
2011/12	705	98	163	0	0	
2010/11	683	96	172	0	0	
2009/10	684	91	159	0	0	
2008/09	*	98	239	0	0	*682
2007/08	*	91	264	0	0	*730
2006/07	*	96	54	0	0	*651
2005/06	?	101	61	0	0	0

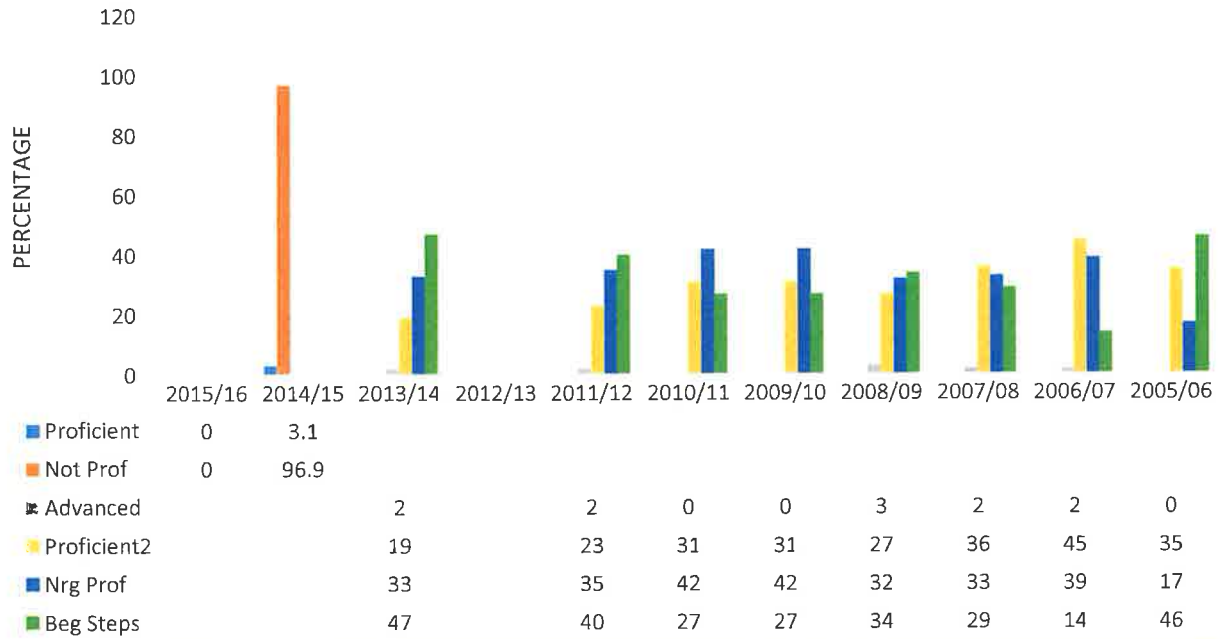


DULCE INDEPENDENT SCHOOL DISTRICT DROP-OUT RATES SY 2005-16

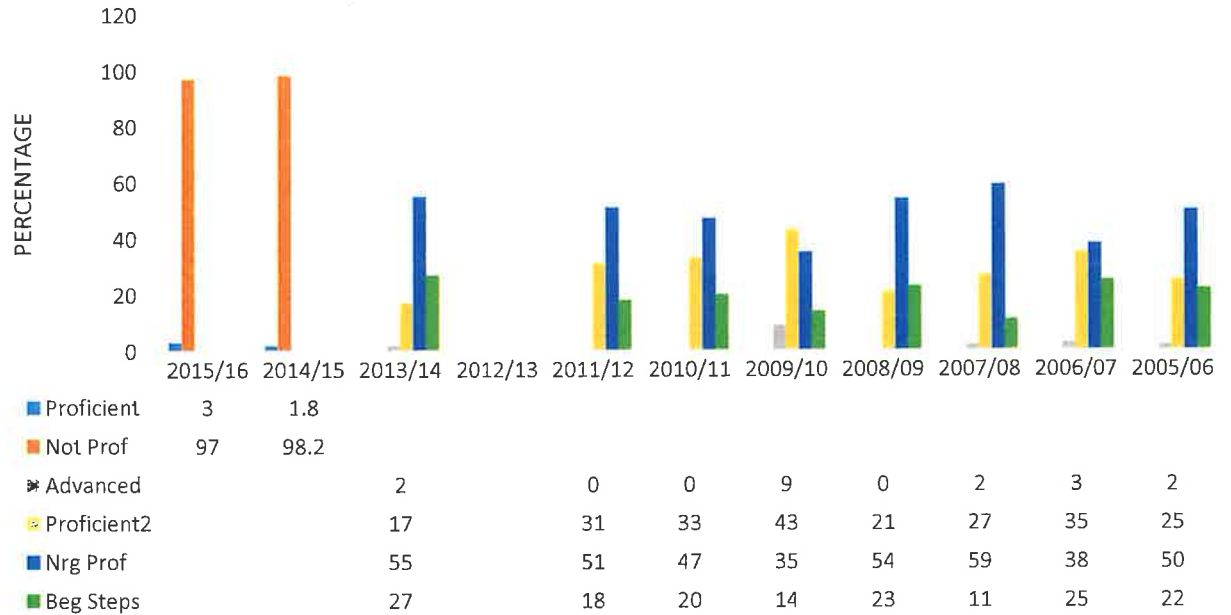


SCH YR	All Stdnts	Female	Male
2014/15	699	323	376
2013/14	662	315	347
2012/13			
2011/12	706	354	352
2010/11	683	349	334
2009/10	684	334	350
2008/09	681	331	351
2007/08	733	365	368
2006/07	655	328	327
2005/06	681	353	328

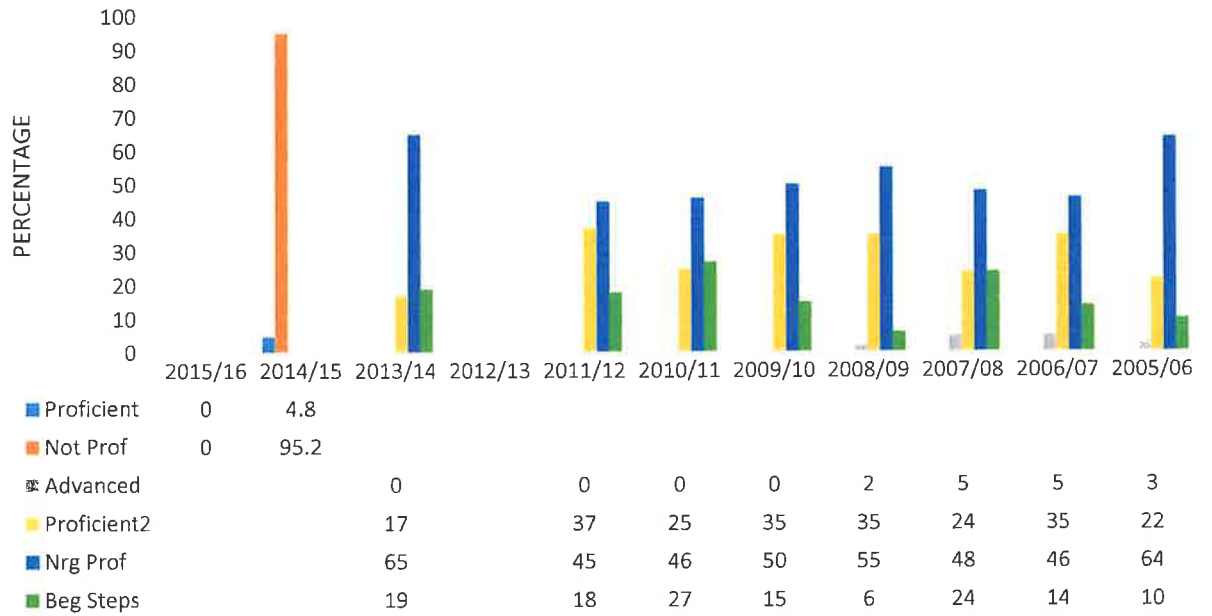
**READING STANDARDIZED ASSESSMENT - 3RD GRADE
DULCE ELEMENTARY SCHOOL**



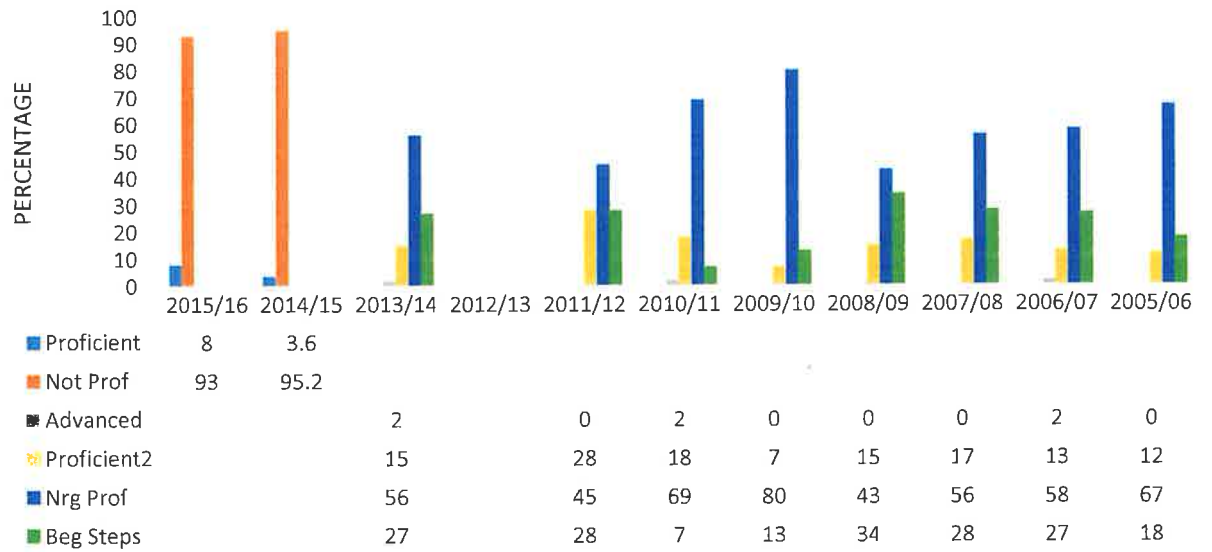
**READING STANDARDIZED ASSESSMENT - 4th GRADE
DULCE ELEMENTARY SCHOOL**



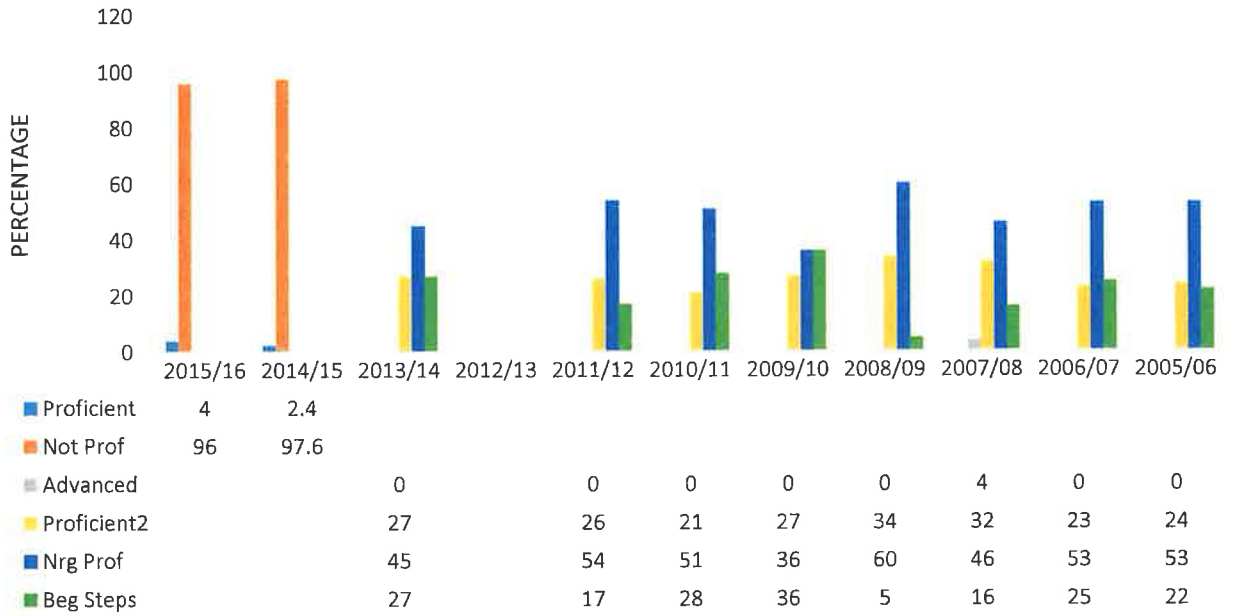
READING STANDARDIZED ASSESSMENT - 5th GRADE DULCE ELEMENTARY SCHOOL



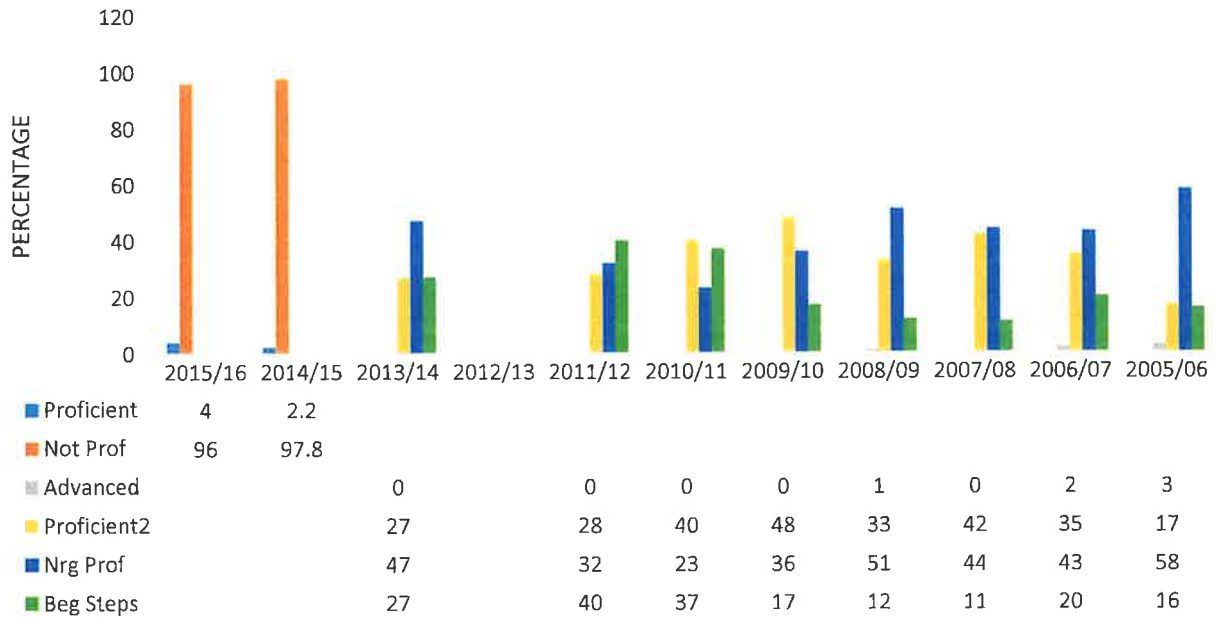
READING STANDARDIZED ASSESSMENT - 6th GRADE DULCE JR. HIGH/MID SCHOOL




READING STANDARDIZED ASSESSMENT - 7th GRADE DULCE JR. HIGH/MID SCHOOL



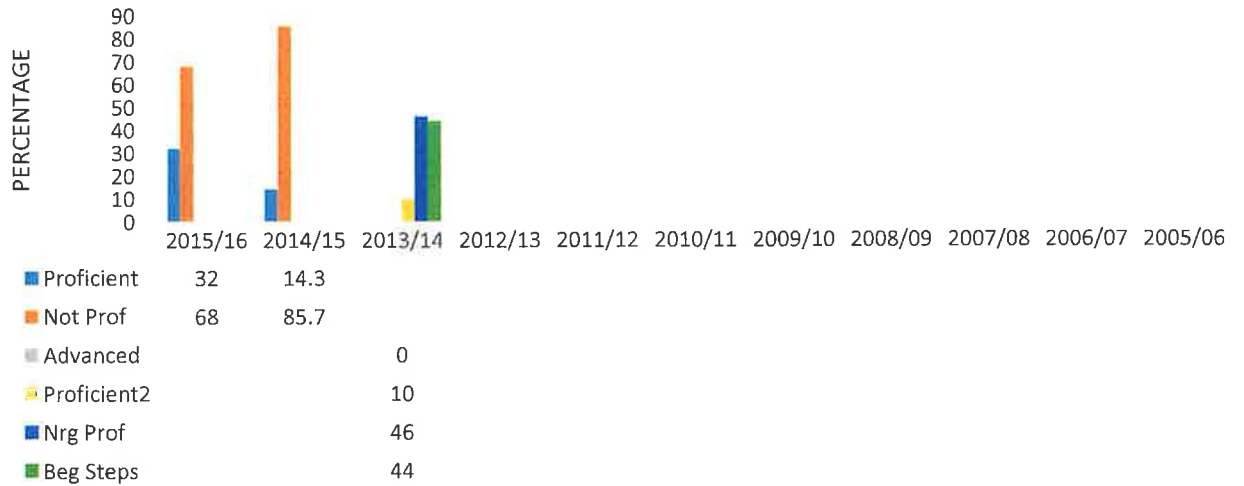
READING STANDARDIZED ASSESSMENT - 8th GRADE DULCE JR. HIGH/MID SCHOOL



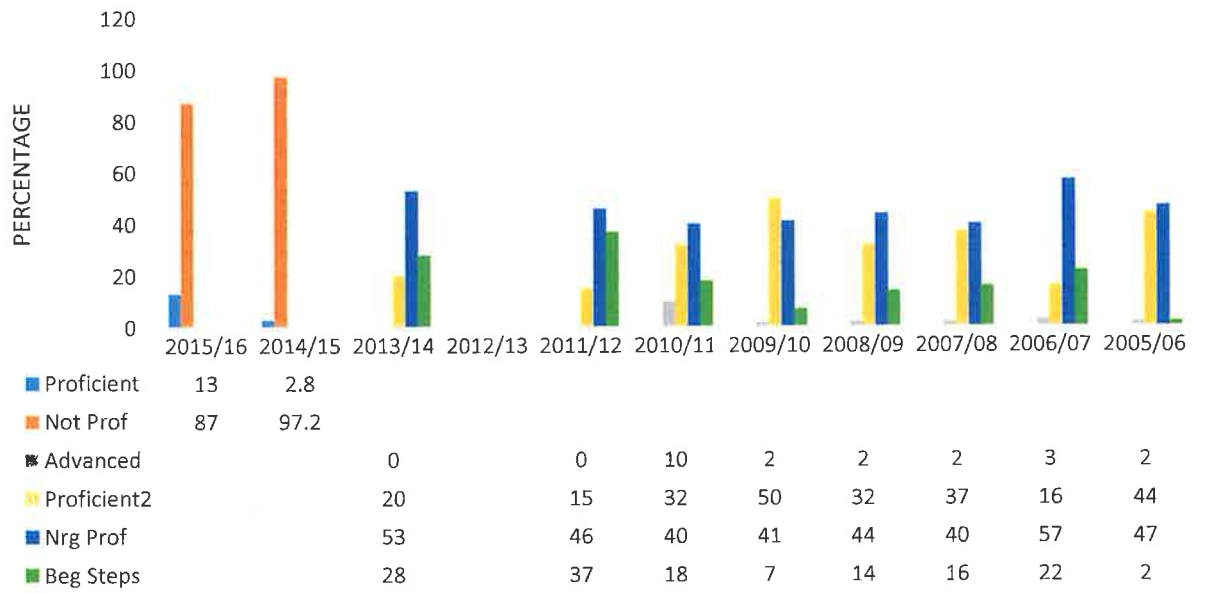
READING STANDARDIZED ASSESSMENT - 9th GRADE DULCE HIGH SCHOOL



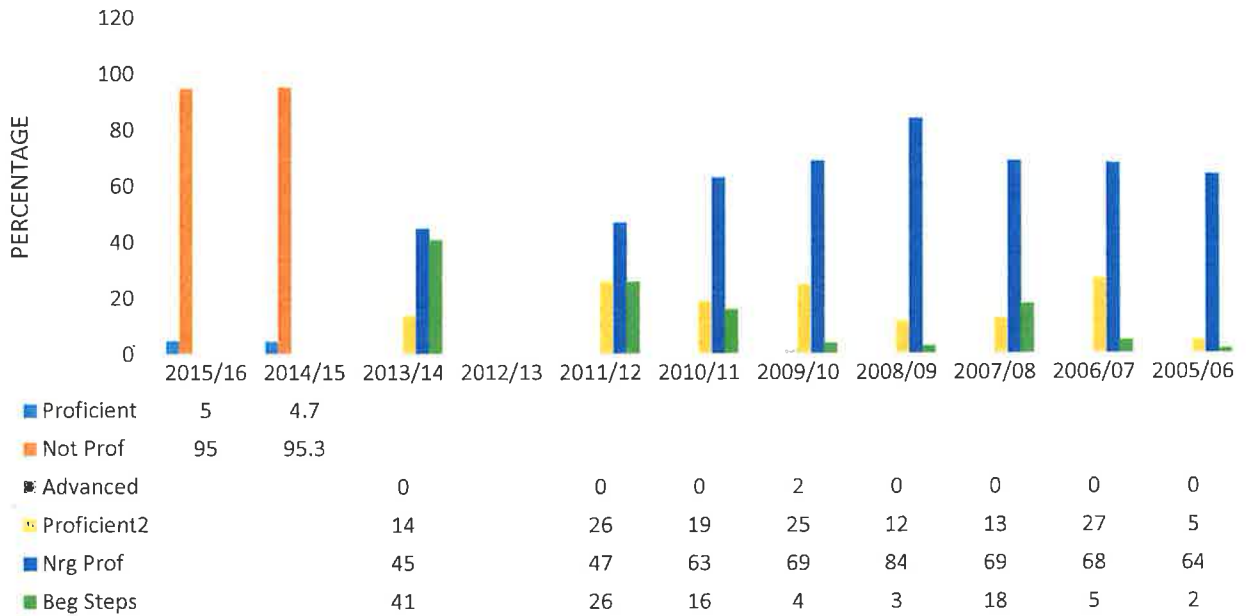
READING STANDARDIZED ASSESSMENT - 10th GRADE DULCE HIGH SCHOOL



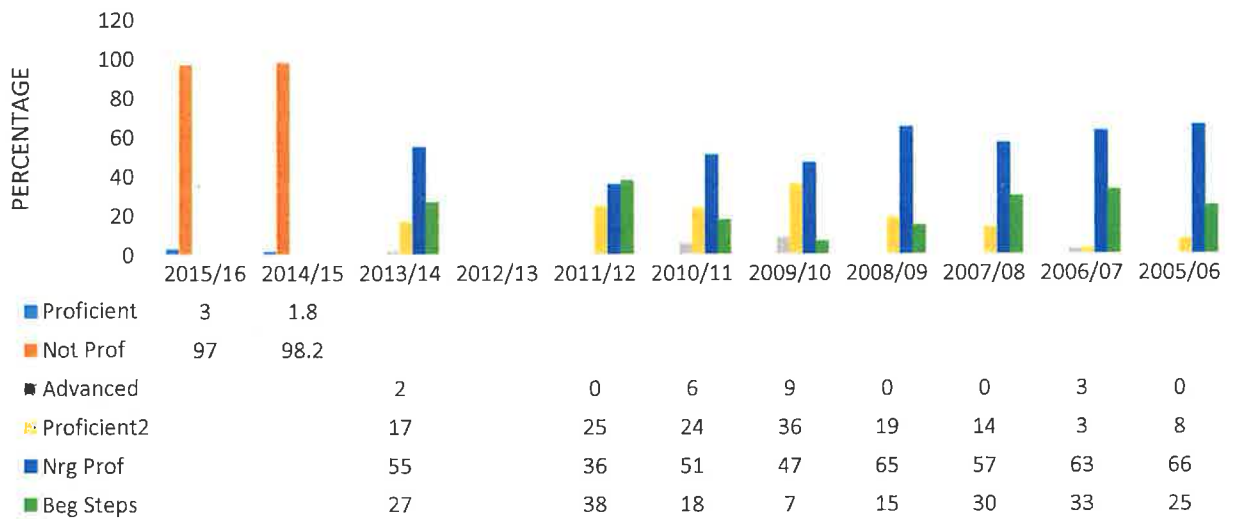
READING STANDARDIZED ASSESSMENT - 11th GRADE DULCE HIGH SCHOOL



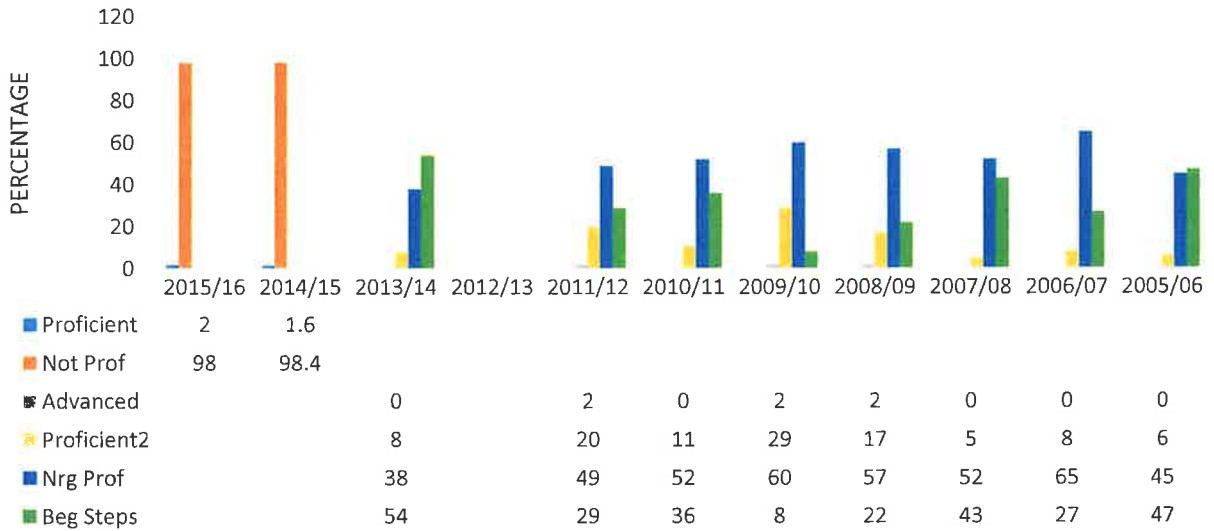
MATH STANDARDIZED ASSESSMENT - 3rd GRADE DULCE ELEMENTARY SCHOOL



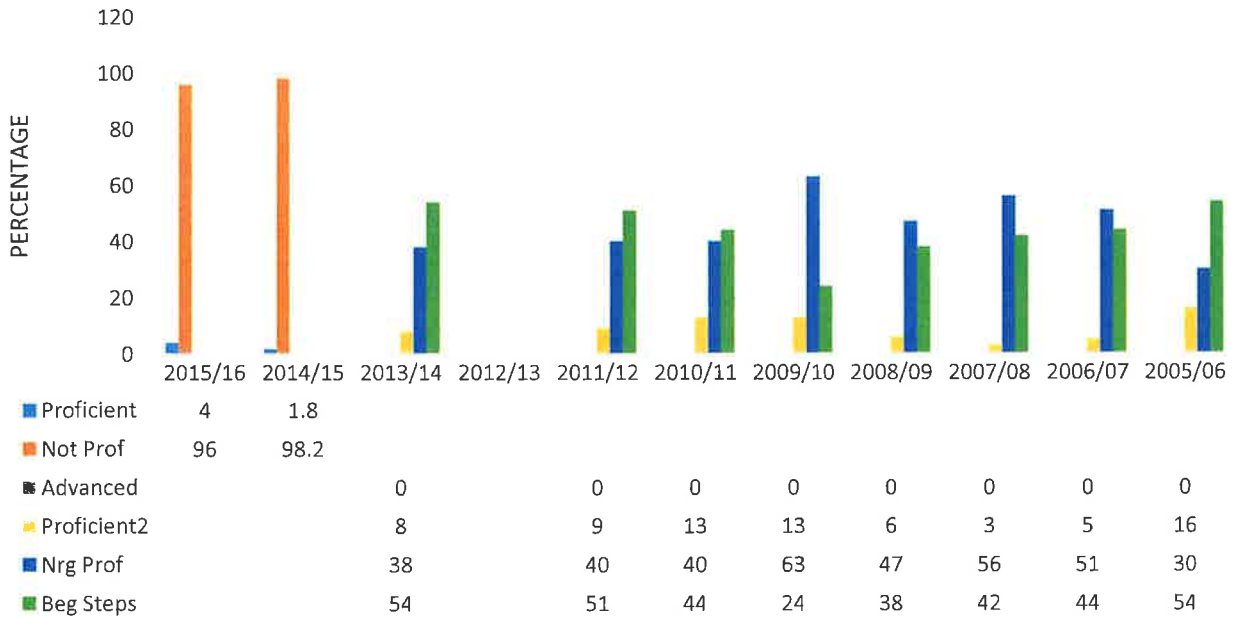
MATH STANDARDIZED ASSESSMENT - 4th GRADE DULCE ELEMENTARY SCHOOL



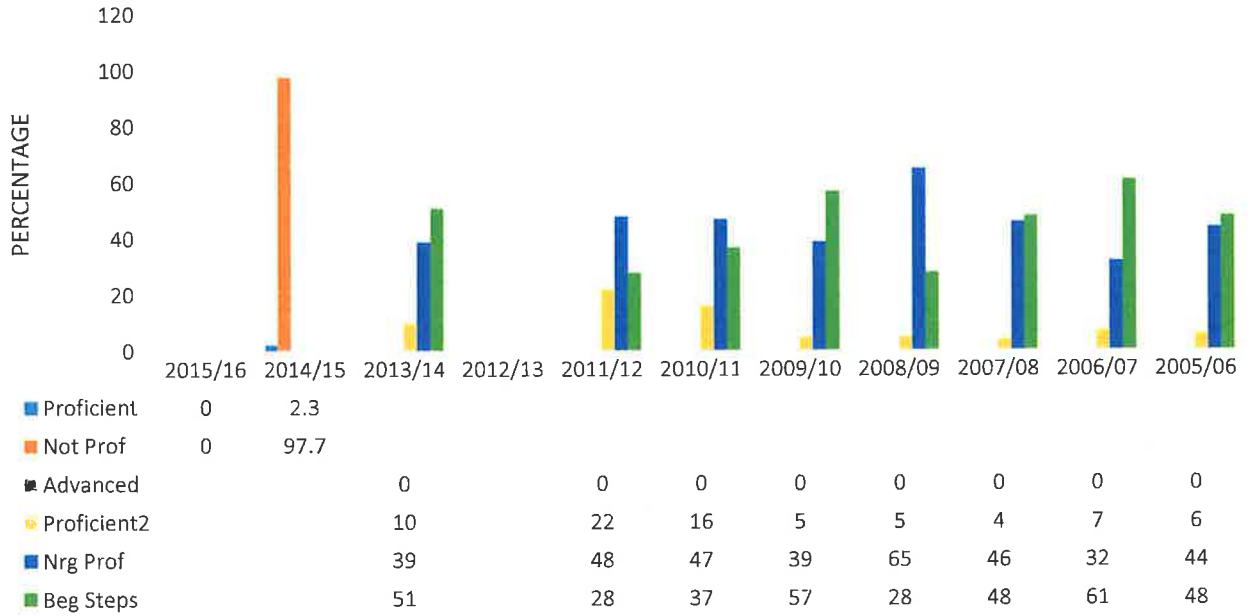
MATH STANDARDIZED ASSESSMENT - 5th GRADE DULCE ELEMENTARY SCHOOL



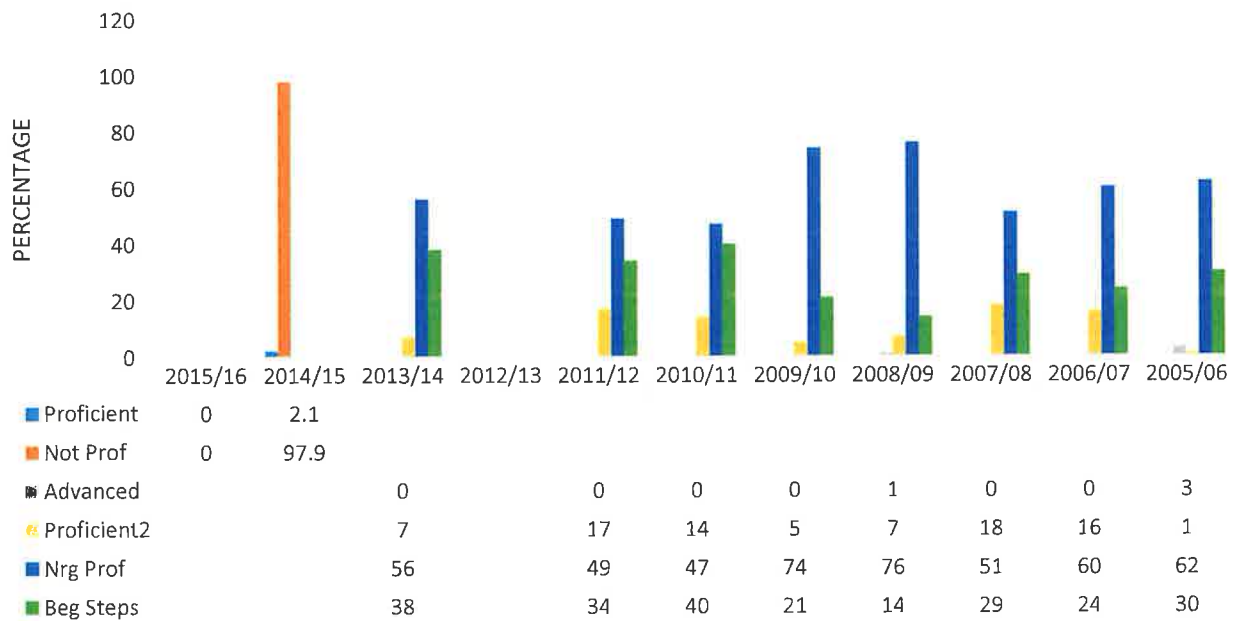
MATH STANDARDIZED ASSESSMENT - 6th GRADE DULCE JR. HIGH/MID SCHOOL



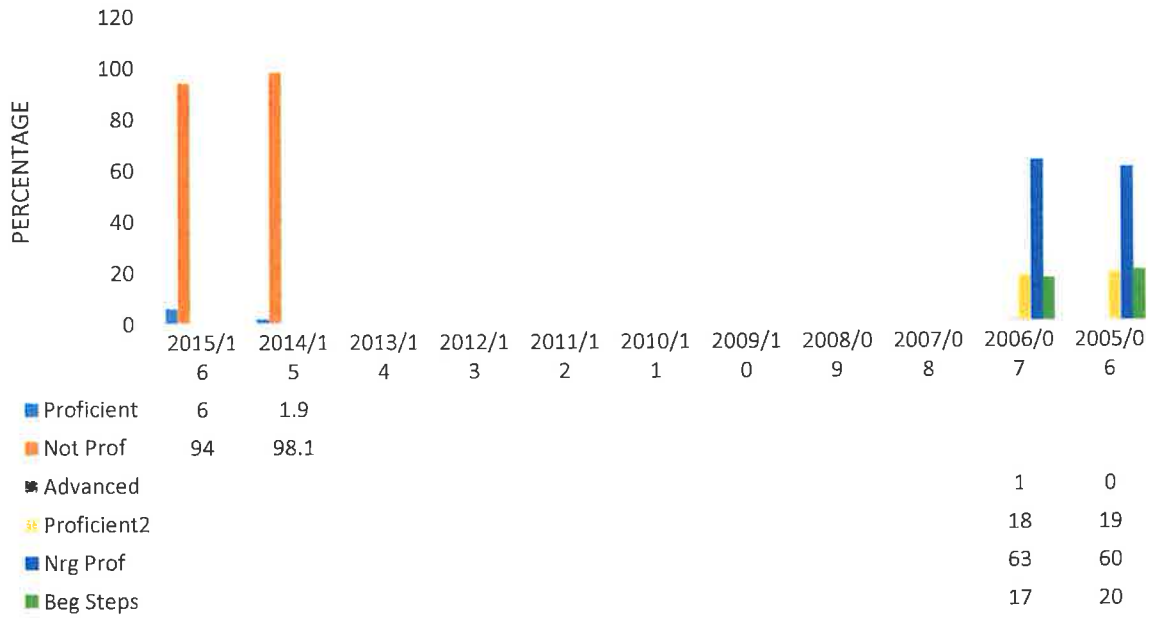
**MATH STANDARDIZED ASSESSMENT - 7th GRADE
DULCE JR. HIGH/MID SCHOOL**



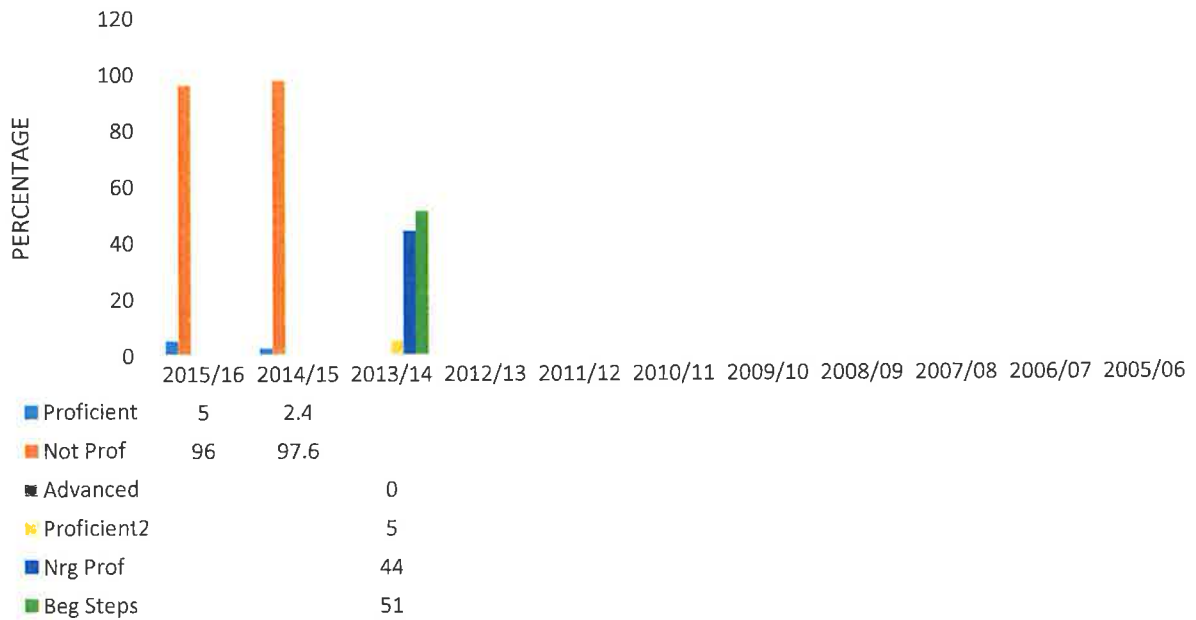
**MATH STANDARDIZED ASSESSMENT - 8th GRADE
DULCE JR. HIGH/MID SCHOOL**



MATH STANDARDIZED ASSESSMENT - 9th GRADE DULCE HIGH SCHOOL



MATH STANDARDIZED ASSESSMENT - 10th GRADE DULCE HIGH SCHOOL



**MATH STANDARDIZED ASSESSMENT - 11th GRADE
DULCE HIGH SCHOOL**

