



# HIGHER EDUCATION FEDERAL FUNDING IMPACTS

**Presentation to the Indian Affairs Committee**  
November 14, 2025

*Presentation by the New Mexico Higher Education  
Department*

**NEW MEXICO  
HIGHER EDUCATION  
DEPARTMENT**



*Fostering Student Success from Cradle to Career*

# PRESENTERS

**STEPHANIE M.  
RODRIGUEZ**

*Cabinet  
Secretary*

**PATRICIA  
TRUJILLO, PH.D.**

*Deputy Cabinet  
Secretary*

**GERALD  
HOEHNE**

*Chief of Staff*

# NEW MEXICO HIGHER EDUCATION DEPARTMENT

*Fostering spaces for student success in academics and beyond.* The New Mexico Higher Education Department's mission is to provide financial, academic, and policy oversight and support to New Mexico's public higher education institutions and our formal community partners for the purpose of promoting efficiency, accountability, and, most importantly, student success.



# THE STATE'S ROLE IN TRIBAL COLLEGES AND UNIVERSITIES



Photo courtesy of Institute of American Indian Arts



**Tribal Colleges and Universities report federal funding impacts to the New Mexico Higher Education Department.**

*However, it is critical to note that they operate under separate governance and funding structures, and the agency does not oversee their operating budgets in the same way we do for New Mexico's public higher education institutions.*

# NEW MEXICO'S TRIBAL COLLEGES AND UNIVERSITIES

# OVERVIEW OF NEW MEXICO'S TRIBAL COLLEGES AND UNIVERSITIES

There are four Tribal colleges and universities in New Mexico:

- Diné College, Shiprock
- Institute of American Indian Arts, Santa Fe
- Navajo Technical University, Crownpoint
- Southwest Indian Polytechnic Institute, Albuquerque

Over 14,000 Native American students are enrolled in public and private higher education institutions throughout New Mexico. Nearly 3,000 students are served by New Mexico's Tribal colleges and universities.

Institution	Academic Year 2024-2025 Enrollment
Diné College	175
Institute of American Indian Arts	923
Navajo Technical University	1,775
Southwestern Indian Polytechnic Institute	<i>Did not report</i>
<b>Total</b>	<b>2,873</b>

Most funding for Tribal colleges and universities is federal funds. These higher education institutions receive state funding for dual credit, capital projects, and some programs, such as nursing and teacher preparation.

# TCU STATE FUNDING

## Fiscal Year 2026 Appropriations

- Tribal College Dual Credit: \$800,000
- Nursing at Navajo Technical University: \$216,000
- Capital Outlay
  - Diné College: \$1,500,000
  - *IAIA, NTU, and SIPI did not request capital outlay funds for FY2026*

## Fiscal Year 2027 Recommendation

- Tribal College Dual Credit: \$800,000
- Nursing at Navajo Technical University: \$216,000
- Research and Public Service Projects
  - Navajo Technical University: \$1,320,200
  - Southwestern Indian Polytechnic Institute: \$924,200
- General Capital Outlay
  - Diné College: \$4,000,000
  - Institute of American Indian Arts: \$1,250,000
  - Navajo Technical University: \$5,000,000
- Safety and Security Capital Outlay
  - Diné College: \$325,000
  - Institute of American Indian Arts: \$850,000
  - Navajo Technical University: \$1,318,900
  - Southwestern Indian Polytechnic Institute: \$1,020,000



# DISCUSSION POINTS

01

**FEDERAL FUNDING DATA  
COLLECTION PROCESS**

02

**IMPACTS BY INSTITUTIONAL  
SECTOR**

03

**INDIRECT COST IMPACTS**

04

**FEDERAL STUDENT LOAN  
IMPACTS**



A group of people, including a woman in a black bandana and glasses, are gathered around a table, working on a large puzzle. The puzzle pieces are scattered across the table. In the background, a framed piece of art is visible on the wall. The scene is brightly lit, suggesting an indoor setting like a classroom or workshop.

# DATA COLLECTION PROCESS

# The agency is the central point for statewide higher education federal funding data



The New Mexico Higher Education Department serves as the central repository for statewide federal funding data for all public colleges and universities, as well as tribal colleges and universities.

Federal funding data is fluid and subject to daily updates. The figures presented today reflect data as of **October 31, 2025**.

# FEDERAL IMPACT GUIDANCE AND DATA COLLECTION

## 1. Guidance Issued

- Memos distributed to all higher education institutions and special schools on May 29, 2025, and September 10, 2025.

## 2. Reporting Requirement

- All public and tribal colleges and universities, as well as special schools (New Mexico Military Institute, New Mexico School for the Deaf, and New Mexico School for the Blind and Visually Impaired), must submit bi-weekly updates.

*Tribal colleges and universities send updates as needed, rather than submitting weekly confirmations when there are no changes.*

## 3. Data Collection Method

- Each educational institution maintains its own Excel tracking workbook via OneDrive or Dropbox, ensuring a living document that can be updated continuously without re-entry.

## 4. Standardization

- All institutional workbooks are identical in structure, supporting consistency and comparability statewide.



# DATA REPORTED TO THE AGENCY

- Institution name
- Grant/fund number
- Agency award number
- Title
- Contact name
- Contact email
- Date submitted
- Sponsor
- PI
- College

- Department or center
- Date of notice
- Date of termination
- Amount of funding impacted
- Indirect cost
- Funding or program type
- Impact category
- Current period of performance
- Description of impact
- Summary of notice or order

# TYPES OF FUNDING OR PROGRAMS

- Adult education
- Agricultural grants
- Corporation for Public Broadcasting
- Centers for Disease Control
- CTE grants
- DEI grants
- Department of Commerce
- Department of Defense
- Department of Education
- Department of Energy
- Environmental Protection Agency
- GEAR UP
- Medicaid cuts
- National Energy Technology Laboratory

- NEH grant-funded activity
- National Institutes of Health (NIH)
- National Science Foundation (NSF)
- Pell Grants
- SNAP-ED
- Title II
- Title III
- Title IV
- Title V
- Title VI
- TRIO
- USAID
- Other

# IMPACT CATEGORIES

- Cancelled grant
- Hiring freeze
- Increased reporting requirements
- Paused (now lifted)
- Program suspension
- Project delay
- Project pause
- Project termination
- Reallocation of funds

- Stop work order
- Termination (now lifted)
- Visa compliance issue
- Anticipated funding loss
- Decreased project budget
- Non-renewal/lapsed funding
- No impact\*
- Federal government shutdown impact\*
- Other

A group of five people, four men and one woman, are standing in a well-lit automotive repair shop. They are all wearing dark-colored short-sleeved shirts with a logo on the chest. The man in the center is wearing a grey baseball cap and safety glasses. The woman on the far right is also wearing safety glasses. In the background, there are blue hydraulic lifts, a white van on the left, and a white pickup truck on the right. A sign with the name 'CARL' is visible on the wall in the background.

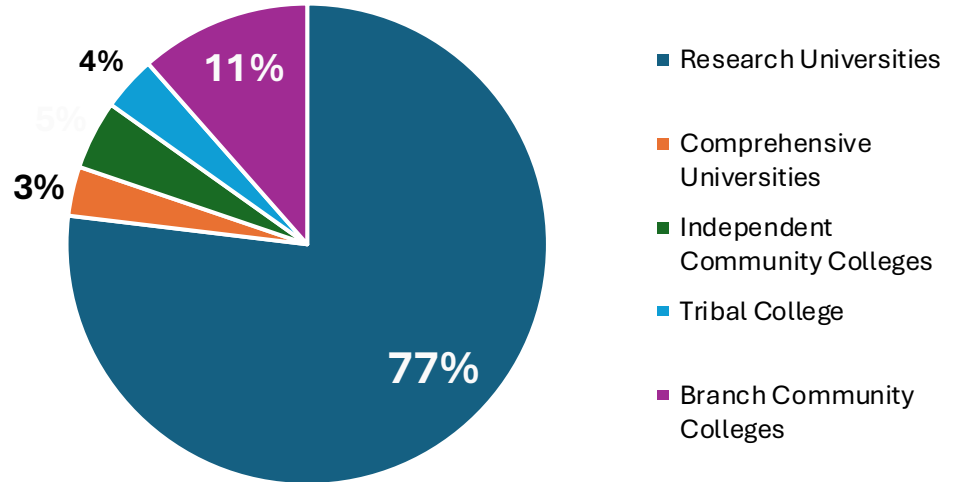
# IMPACTS BY SECTOR

# OVERALL CUTS BY SECTOR

As of October 31, 2025

The table and pie chart display cancelled grants, decreases in project budget, program suspensions, project delays, project terminations, and stop work orders

Sector	Funding Impacted
Research Universities	\$94,554,739.53
Comprehensive Universities	\$4,069,526.00
Branch Community Colleges	\$14,124,639.56
Independent Community Colleges	\$5,694,340.00
Tribal Colleges and Universities	\$4,513,197.49
<b>Total</b>	<b>\$122,956,442.58</b>





# CUTS BY PROGRAM TYPE

As of October 31, 2025

The table displays cancelled grants, decreases in project budget, program suspensions, project delays, project terminations, and stop work orders



Program	Funding Impacted
Adult Education	\$61,476.00
Agricultural Grants	\$2,811,400.00
Corporation for Public Broadcasting	\$1,386,000.00
Centers for Disease Control	\$146,393.07
CTE Grants	\$69,443.00
DEI Grants	\$4,269,146.59
Department of Commerce	\$695,000.00
Department of War (Defense)	\$1,462,629.00
Department of Education	\$6,022,201.00
Department of Energy	\$480,000.00
Environmental Protection Agency	\$10,711,097.00
National Energy Technology Laboratory	\$60,789,423.00
NEH Grant-Funding Activity	\$708,390.69
NIH	\$431,779.02
NSF	\$10,823,642.31
Other	\$4,396,349.97
SNAP-ED	\$1,939,862.00
Title III	\$3,382,860.00
Title V	\$10,637,083.00
Title VI	\$244,696.00
TRIO	\$306,000.00
USAID	\$1,181,570.93
<b>Total</b>	<b>\$122,956,442.58</b>

# CUTS BY SECTOR AND PROGRAM TYPE

Sector Program Type	Amount of Funding Impacted
<b>Research Universities</b>	<b>\$94,554,739.53</b>
Agricultural Grants	\$1,611,400.00
Centers for Disease Control	\$146,393.07
DEI Grants	\$519,935.10
Department of Commerce	\$695,000.00
Department of War (Defense)	\$1,462,629.00
Department of Education	\$1,605,000.00
Department of Energy	\$480,000.00
Environmental Protection Agency	\$10,711,097.00
National Energy Technology Laboratory	\$60,789,423.00
NEH Grant-Funding Activity	\$518,286.70
NIH	\$377,974.02
NSF	\$8,584,122.74
Other	\$3,687,349.00
SNAP-ED	\$1,939,862.00
Title VI	\$244,696.00
USAID	\$1,181,570.93
<b>Comprehensive Universities</b>	<b>\$4,069,526.00</b>
Agricultural Grants	\$1,200,000.00
Corporation for Public Broadcasting	\$1,200,000.00
NIH	\$53,805.00
NSF	\$427,444.00
Title V	\$1,188,277.00

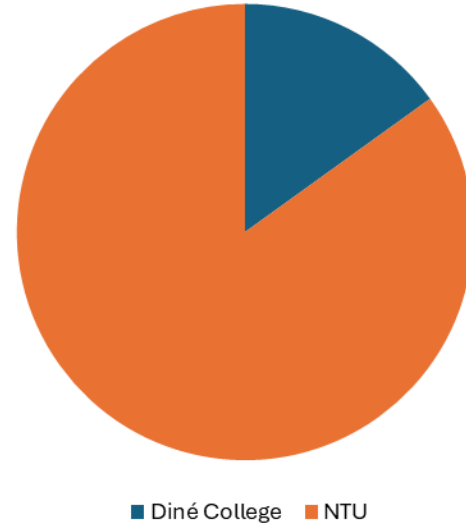
Sector Program Type	Amount of Funding Impacted
<b>Branch Community Colleges</b>	<b>\$14,124,639.56</b>
Department of Education	\$2,928,863.00
NEH Grant-Funding Activity	\$40,103.99
NSF	\$1,591,689.57
Title III	\$2,456,117.00
Title V	\$7,107,866.00
<b>Independent Community Colleges</b>	<b>\$5,694,340.00</b>
Adult Education	\$61,476.00
Corporation for Public Broadcasting	\$186,000.00
CTE Grants	\$69,443.00
Department of Education	\$1,488,338.00
NSF	\$136,400.00
Other	\$179,000.00
Title III	\$926,743.00
Title V	\$2,340,940.00
TRIO	\$306,000.00
<b>Tribal Colleges and Universities</b>	<b>\$4,513,197.49</b>
DEI Grants	\$3,749,211.49
NEH Grant-Funded Activity	\$150,000.00
NSF	\$83,986.00
Other	\$530,000.00

# OVERALL CUTS BY TRIBAL COLLEGE AND UNIVERSITIES

*As of October 31, 2025*

The table and pie chart display cancelled grants, decreases in project budget, program suspensions, project delays, project terminations, and stop work orders

Sector Institution	Amount of Funding Impacted
Tribal Colleges and Universities Total Impact	\$4,513,197.49
Diné College	\$680,000.00
Navajo Technical University (NTU)	\$3,833,197.49



# CUTS BY TCU PROGRAM TYPE

*As of October 31, 2025*

The table displays cancelled grants, decreases in project budget, program suspensions, project delays, project terminations, and stop work orders

<b>Total Tribal Colleges and Universities</b>	<b>\$4,513,197.49</b>
<b>Diné College</b>	<b>\$680,000.00</b>
National Endowment for the Humanities	\$150,000.00
Other	\$530,000.00
<b>Navajo Technical University</b>	<b>\$3,833,197.49</b>
Diversity, Equity, and Inclusion Grants	\$3,749,211.49
National Science Foundation	\$83,986.00

# INDIRECT COST IMPACTS BY SECTOR

*As of October 31, 2025*

**The table displays cancelled grants, decreases in project budget, program suspensions, project delays, project terminations, and stop work orders**

The overhead that supports the grant's research but cannot be directly tied to a specific project, such as a portion of the costs for building maintenance, utilities, administrative services, and the use of shared equipment. These are often referred to as Facilities & Administrative (F&A) costs and are essential for the university's overall operation and its ability to support research.



Sector	Sum of Indirect Costs
Research Universities	\$14,168,331.27
Comprehensive Universities	\$252,276.00
Branch Community Colleges	\$410,630.32
Independent Community Colleges	\$144,554.88
Tribal Colleges and Universities	\$373,656.00
<b>Total</b>	<b>\$15,349,448.47</b>

# TITLE III AND TITLE V IMPACT BY SECTOR

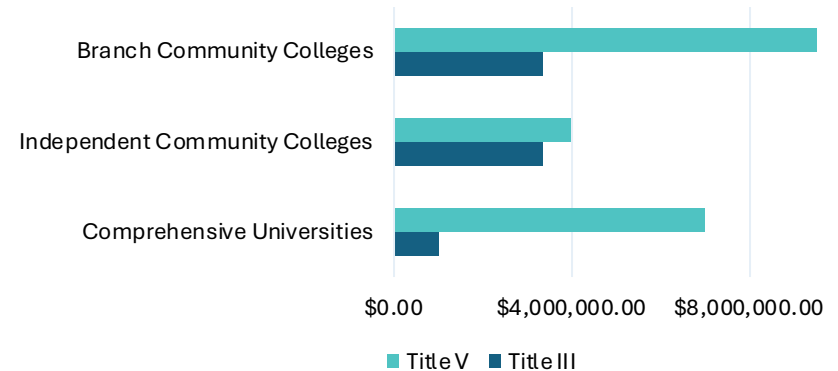
**TITLE III:** Minority-Serving Institution (MSI) Grants

**TITLE V:** Hispanic-Serving Institution (HIS) Grants

*As of October 31, 2025*

**Some institutions may report these as “anticipated cuts” rather than cancelled grant, decrease in project budget, program suspension, project delay, project termination, and stop work order, so the numbers differ from the previous slides.**

Sector	Title III	Title V	Total
Comprehensive Universities	\$999,644.00	\$6,984,043.00	\$7,983,687.00
Independent Community Colleges	\$3,345,809.00	\$3,973,978.00	\$7,319,787.00
Branch Community Colleges	\$3,339,504.00	\$9,507,866.00	\$12,847,370.00
<b>Grand Total</b>	<b>\$7,684,957.00</b>	<b>\$20,465,887.00</b>	<b>\$28,150,844.00</b>



**Note:** Tribal Colleges and Universities are not affected by Title III and Title V reductions. However, On September 15, 2025, the U. S. Department of Education announced that it had diverted other federal funding sources to Historically Black Colleges and Universities and Tribally Controlled Colleges and Universities, approximately \$495 million. It is yet to be announced if this will be distributed through a department-lead formula or a competitive grant process. There is currently **no official federal rule or guidance** confirming this practice.

# FEDERAL BUDGET RECOMMENDATION

## *Recommendation before Congress by the U.S. Department of the Interior*

During the summer, the Trump Administration proposed reductions in funding for Tribal colleges and universities, at nearly 90%, which could have forced most of these education institutions to close due to their significant reliance on federal funding.

However, since the initial funding recommendation announcement, funding for New Mexico's tribal colleges has been incorporated in the current federal funding proposal in Congress and a portion of their funds were distributed before the federal government shutdown.

Historic federal funding levels for Tribal colleges and universities are:

- Diné College: \$14,287,000 (campuses in New Mexico and Arizona)
- Institute of American Indian Arts: \$13,500,000
- Navajo Technical University: \$4,300,000
- Southwestern Indian Polytechnic Institute: \$12,205,000

**Total: \$44,292,000**



# FINANCIAL AID IMPACTS



# POTENTIAL FINANCIAL AID IMPACTS

New Mexico will not see major effects until next year. Because most undergraduates benefit from the Lottery and Opportunity scholarships, borrowing levels are comparatively low. The greatest impact is expected among graduate students, who rely more heavily on federal loans.

Impact Area	Description and Examples	Likely Consequences
<b>Reduced Access to Graduate or Professional Programs</b>	Elimination of new Grad PLUS loans (starting July 2026) and tighter borrowing caps for graduate students.	Fewer financing options; possible decline or delay in graduate enrollment.
<b>Higher Costs or Greater Debt Burden</b>	Fewer repayment/forgiveness plans and potential loss of subsidized loans.	Larger monthly payments, longer repayment periods, higher lifetime debt.
<b>Greater Reliance on Private Loans</b>	As federal options narrow, students may turn to private lenders lacking federal protections.	Higher interest rates and less flexible repayment options, particularly for lower-income borrowers.
<b>Reduced Flexibility for Borrowers</b>	Possible limits on deferment or forbearance for unemployment or hardship.	Increased risk of default for borrowers facing income or employment shocks.
<b>Institutional Effects</b>	Shrinking access to loans could reduce enrollment and strain institutional finances.	Budget pressure and service reductions at smaller or lower-resourced colleges.

**Note:** These outcomes reflect national projections. It remains too early to determine full impacts on New Mexico students and higher education institutions.

# THANK YOU!

*Does anyone have any questions?*

*Follow the us or visit us online!*

*@nmhighered*

**Contact us:**

**Stephanie M. Rodriguez**

*Cabinet Secretary*

*[stephanie.rodriquez@hed.nm.gov](mailto:stephanie.rodriquez@hed.nm.gov)*

**Gerald Hoehne**

*Chief of Staff*

*[gerald.hoehne@hed.nm.gov](mailto:gerald.hoehne@hed.nm.gov)*



**NEW MEXICO  
HIGHER EDUCATION  
DEPARTMENT**



*Fostering Student Success from Cradle to Career*