

ECHO Food Bank

Community Pantry

Roadrunner Food Bank Direct Service Area

The Food Depot

Food Bank of Eastern New Mexico



- Hunger or food insecurity continues to be an issue for New Mexicans
- The US rate is 10.4%
- The rate in New Mexico is 13.5%
- 17* of New Mexico's 33 counties have a hunger or food insecurity rate above 13.5%, the two highest being McKinley County at 20.9% and Luna County at 20.6%



*Catron, Chaves, Cibola, Colfax, Doña Ana, Grant, Luna, McKinley, Mora, Otero, Quay, Roosevelt, San Juan, San Miguel, Sierra, Socorro, Torrance

In New Mexico, 285,220 people are facing hunger - and of them 90,490 are children.



People facing hunger in
New Mexico
are estimated to report needing

\$168,875,000

more per year to meet their food needs.

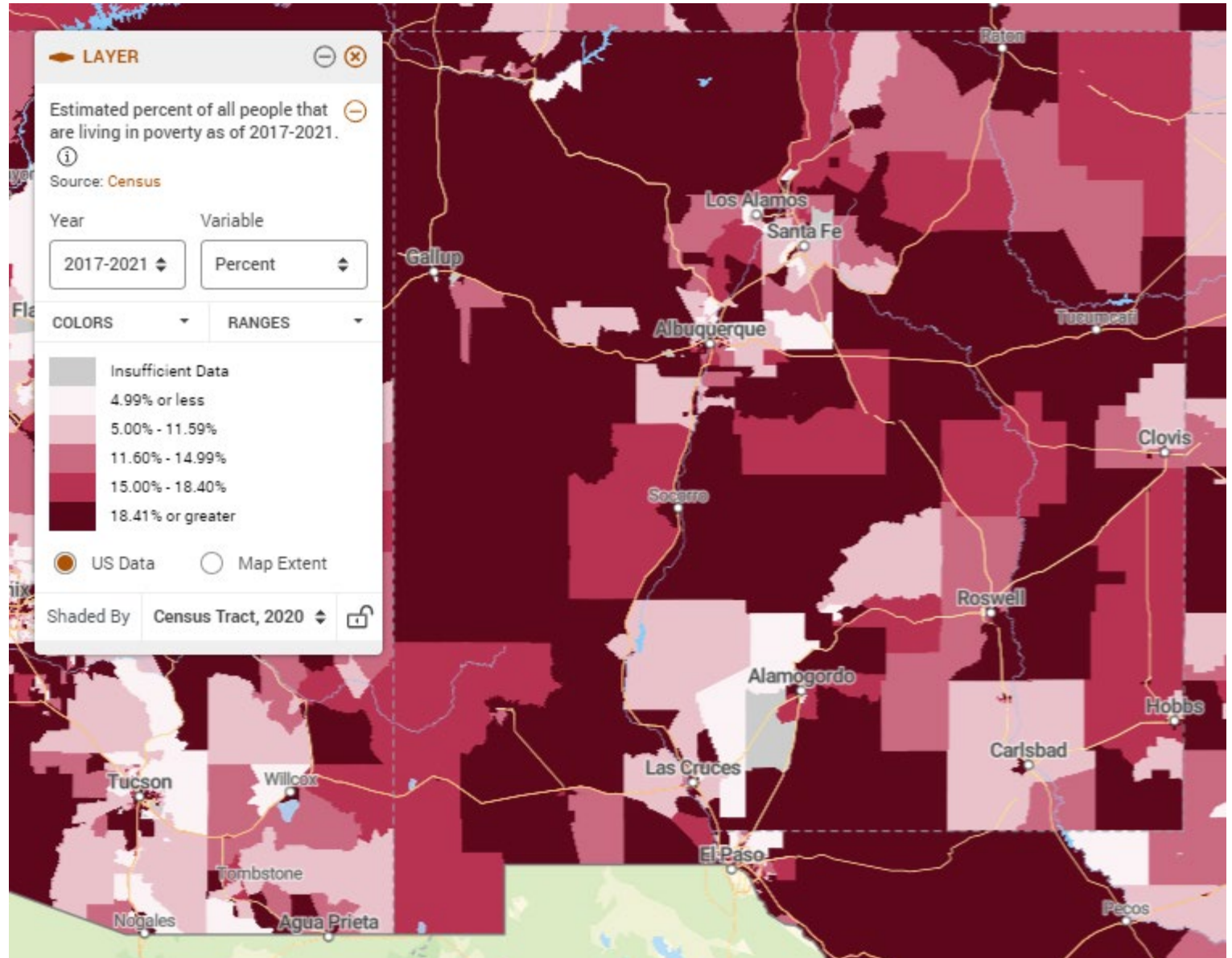
The average cost of a meal in New Mexico is \$3.35. Data from Feeding America's [Map the Meal Gap](#) study.

[Learn more >](#)

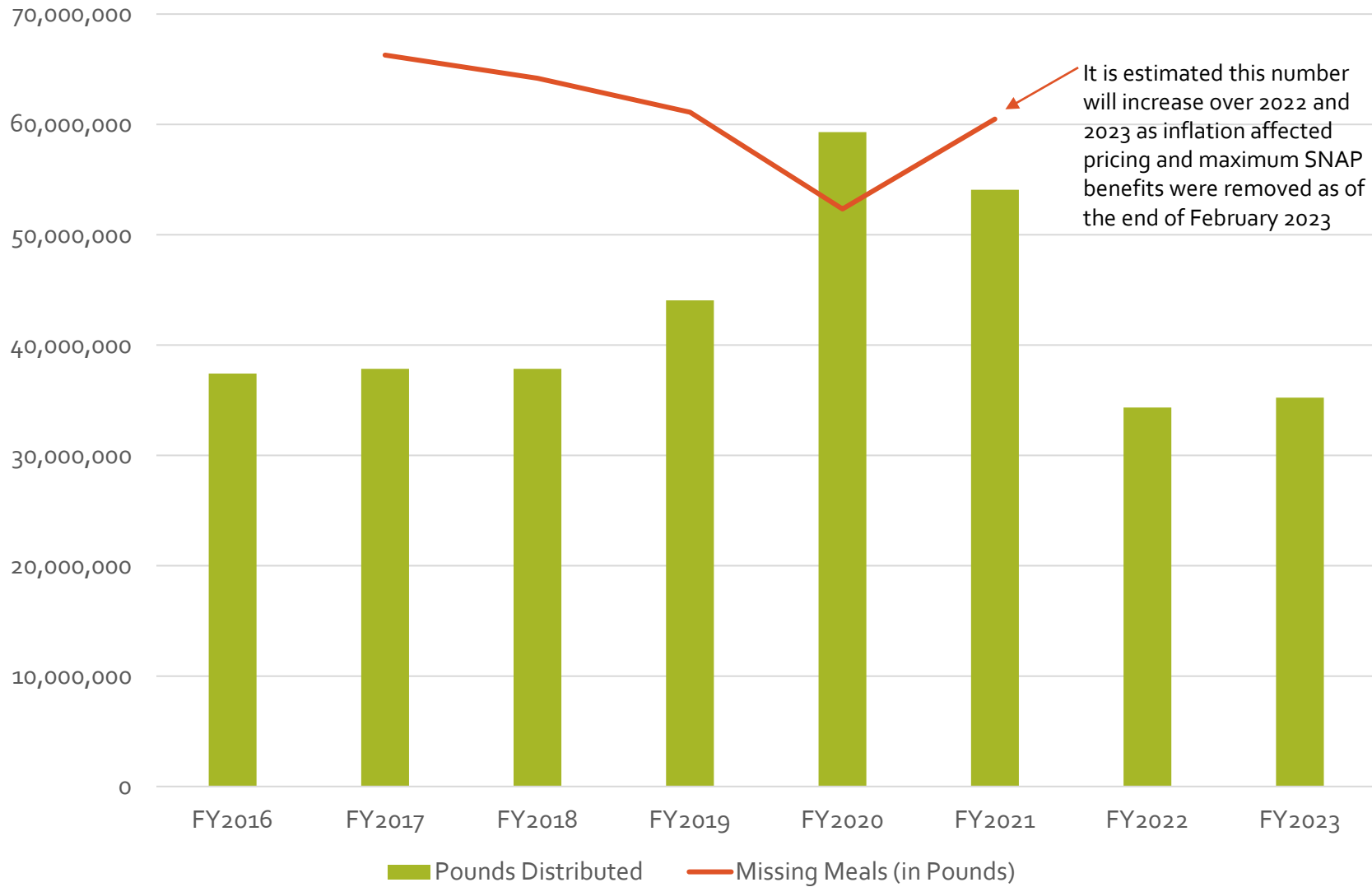
12.5% of seniors
face hunger in
NM, that is 1 in 8

The root cause of hunger or food insecurity in our communities is poverty

US poverty rate – 11.6%
NM poverty rate – 18.4%



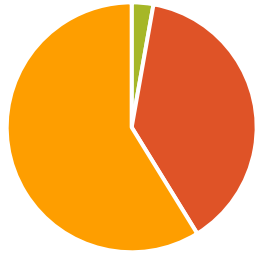
Pounds Distributed by Food Banks in NM Compared to Missing Meals



*The only reason the food banks distributed above and beyond the missing meal gap in 2020 was because of the massive increase in USDA commodities and the Coronavirus Food Assistance Program (CFAP).

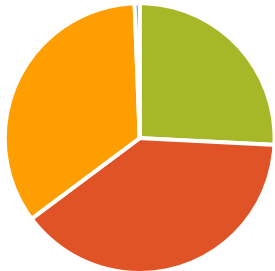
Historical Food Sources for Food Banks

FY2016



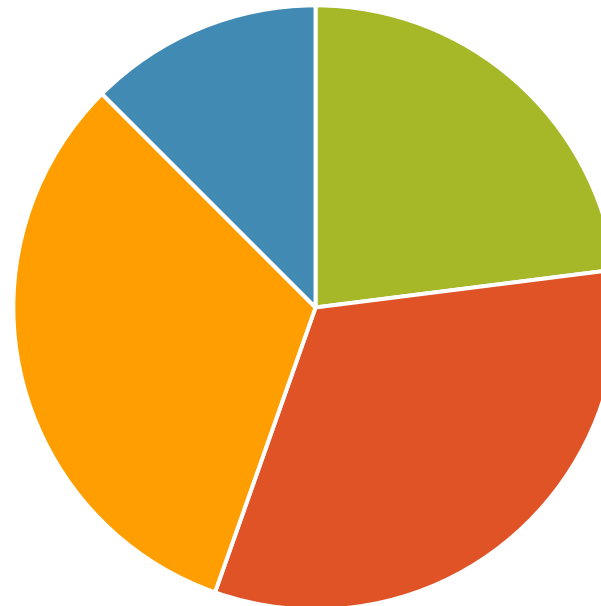
- Purchased Food
- TEFAP/USDA Commodities
- Donated Food

FY2022



- Purchased Food
- TEFAP/USDA Commodities
- Donated Food
- State-Funded Purchased Food

FY2023



- Purchased Food
- TEFAP/USDA Commodities
- Donated Food
- State-Funded Purchased Food

What Food Support is Available to Hungry People in New Mexico?

Programs Available to All Ages

SNAP (Supplemental Nutrition Assistance Program)

HSD/ISD

GAPS:

- 165% of the federal poverty line or under
- Must have a SNAP-enabled retailer in the area
- Need transportation to the ISD office and SNAP-enabled retailers
 - Hot prepared foods are not allowed to be purchased
- Some online shopping is available, but many rural communities do not have access to delivery from those online sources
 - Native American community members that receive FDPIR cannot receive SNAP
- Several counties with smaller populations don't have an ISD office (Catron, Los Alamos, Harding)

DUFB (Double Up Food Bucks)

New Mexico Farmer's Marketing Association

GAPS:

- Must receive SNAP
 - Must be near a participating Farmer's Market
- Must have transportation to and from the Farmer's Market
 - Not available from November 30 - June 30
- Only 6 participating Farmer's Markets south of Socorro
- Minimal availability in Northeast and Northwest corners of the state



Supplemental Nutrition Assistance Program (SNAP) in New Mexico

Charitable programs are unable to fully support those facing hunger. The combination of charity and government assistance programs are necessary to help bridge the meal gap.

SNAP, formerly food stamps, provides temporary help for people going through hard times – providing supplemental money to buy food until they can get back on their feet.

In New Mexico,

41.1%
of households receiving
SNAP benefits have
children

\$632,907,856
distributed through
SNAP generated
\$1,075,943,355
in economic activity*.

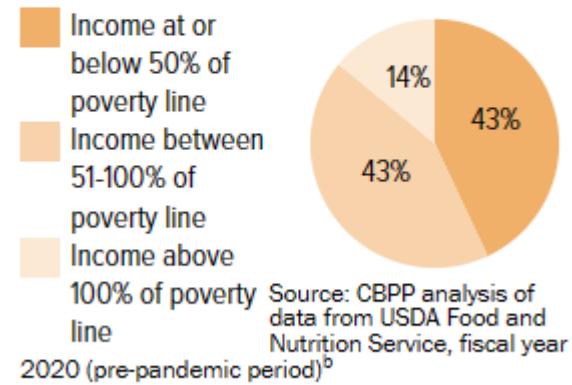
*Economists estimate that every dollar a household redeems through SNAP generates about \$1.70 in economic activity.

more than
27%
are in families with
members who are
older adults or are
disabled

more than
47%
are in working families

Most SNAP Participants in New Mexico Have Incomes Below the Poverty Line

Share of participants by household income, fiscal year 2020 (pre-pandemic period)

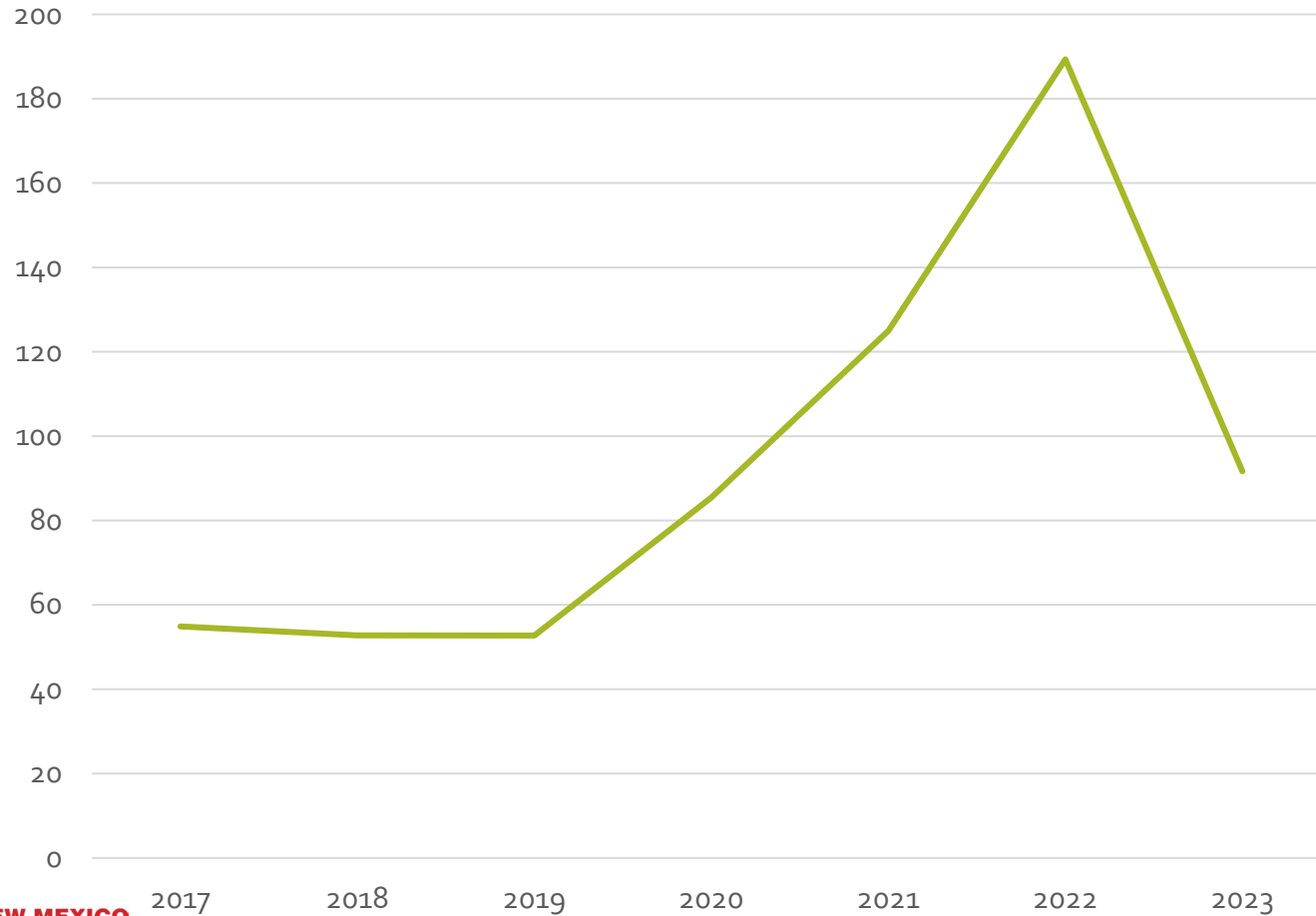


In fiscal year 2022, it helped:

- **518,800** New Mexico residents, or **25%** of the state population (**1 in 4**)

NM SNAP Benefits – July Year over Year

In Millions



From 2017 – 2022, general inflation in New Mexico has risen by 17.3%*

Food prices have experienced inflation at a higher rate, about 22%, from 2017-2022. In 2023, all food prices are predicted to increase an additional 5.8 percent!**



*According to NM Department of Finance
**According to USDA ERS CPI

\$26 in groceries



Some seniors in NM were receiving a maximum allotment of approximately \$291 per month throughout the pandemic. As of March 1, 2023, those benefits dropped to \$26 per month. That is a **91%** drop in value, all while inflation rates have continued to drive food prices higher and higher.



\$291 in groceries



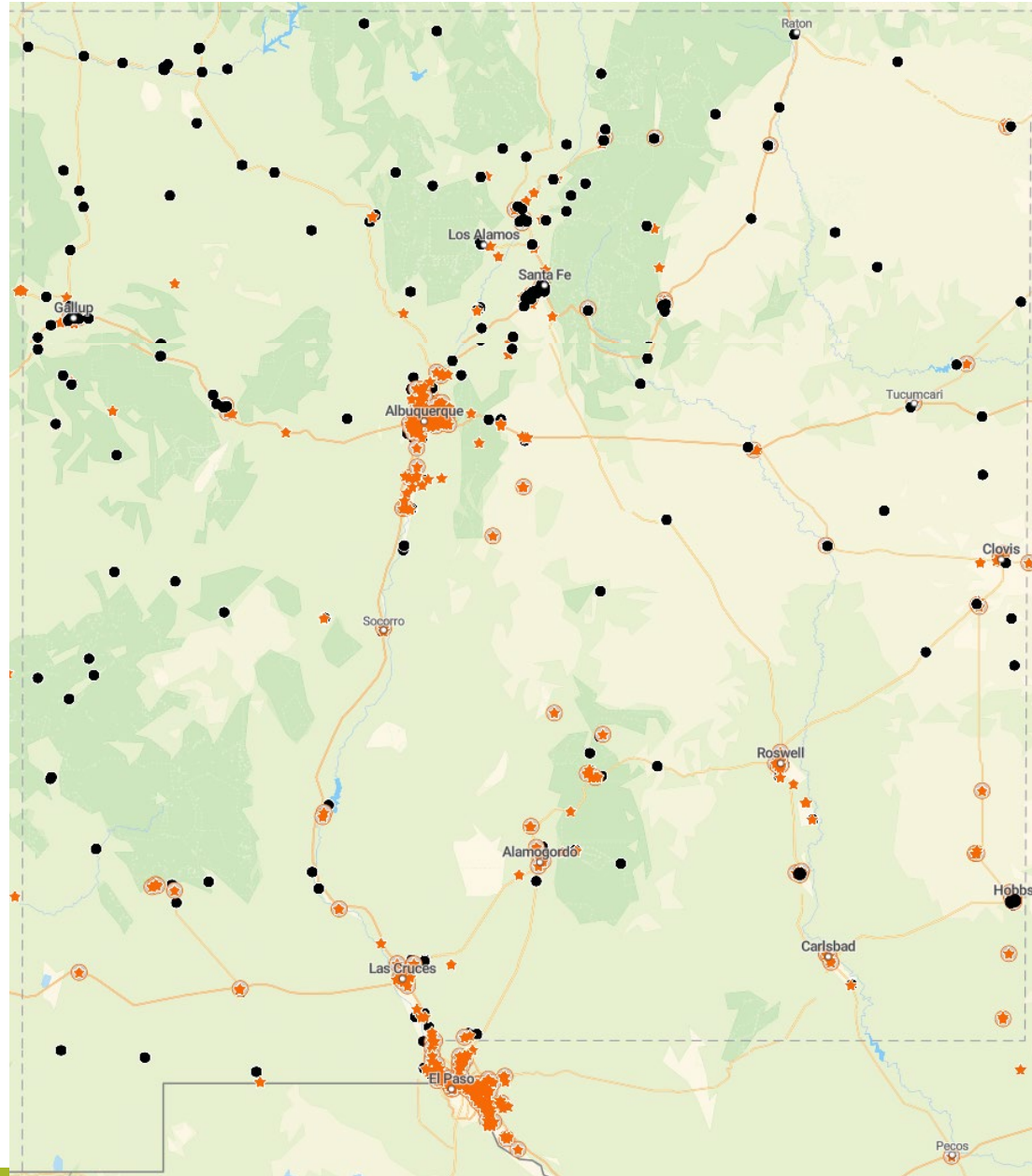
The Food Bank network is essential in our state for basic food access

Orange Stars:

There are approximately 250 retail grocery locations in New Mexico

Black Dots:

There are over 500 food bank network partners in New Mexico



Programs Available to All Ages

TEFAP (The Emergency Food Assistance Program)

HSD/FANS Bureau/Food Banks

GAPS:

- 185% of the federal poverty line or under
- Food levels can fluctuate wildly depending on TEFAP funding/food availability
 - Dependent on sites willing to report and participate
 - Must have transportation to the distribution site

Regional Farm to Food Bank Program

NMDA/Food Banks

GAPS:

- Very new program so gaps are unknown at this time

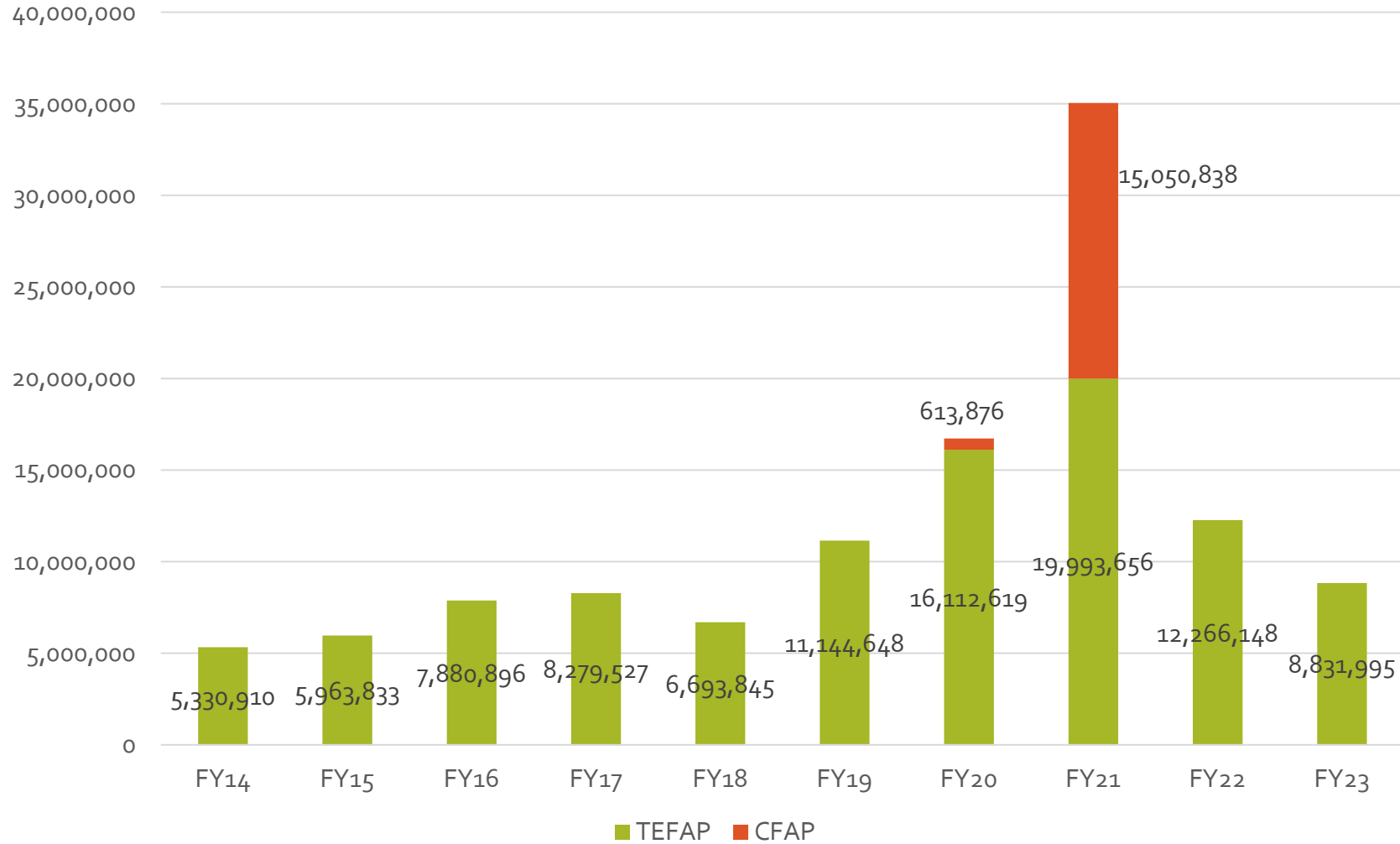
CFAP (Community Food Assistance Program)

HSD/Food Banks

GAPS:

- Dependent on sites willing to report and participate
- Must have transportation to the distribution site

USDA Commodities Distributed by NM Food Banks in Pounds



Children Focused

School Breakfast & Lunch

PED

GAPS:

- Does not operate over weekends, holidays, or during the summer
 - Food not available to adults

Fresh Fruit & Vegetable Program

PED

GAPS:

- Does not operate over weekends, holidays, or during the summer
 - Food not available to adults
- Only available to elementary schools - limited funding

WIC (Special Supplemental Nutrition Program for Women, Infants, and Children)

DOH

GAPS:

- 165% of the federal poverty line or under
- Households eligible for WIC may or may not have a WIC office nearby so required classes, interviews and other activities can be challenging to get to
- Clinic locations: nothing between Silver City and Grants on the west side of the state; nothing near Mosquero, Vaughn, or Pinon; huge parts of San Juan and Sandoval don't have easy access; most Native community areas do not have easy access to WIC clinics
 - Must have a WIC-enabled retailer in the area
- Must have transportation to a WIC clinic as well as a WIC-enabled retailers

WIC Farmer's Market Program

DOH

GAPS:

- Must be receiving WIC
- Limited funding, \$30 per year (approx 15 lbs if \$2 per lb)
 - Must be near a participating Farmer's Market
- Must have transportation to and from the Farmer's Market
 - Not available from November 30 - June 30
- Limited availability in southern part of state (only 11 south of Socorro)

Children Focused

SFSP (Summer Food Service Program)

Early Childhood and Education Department

GAPS:

- Children/teens must have transportation to the site and can only eat meals onsite
- Typically, SFSP sites do not operate over the weekend
 - Food not available to adults
 - Only available during the summer

CACFP (Child and Adult Care Food Program)

Early Childhood and Education Department

GAPS:

- Children/teens/adults/seniors have to be at the participating site to receive meals/snacks - required FPG levels fluctuate based on participating site
 - Only available to those 19-59 if functionally impaired
 - Only available to 60+ if senior is involved in adult daycare

Presbyterian Free Meals Program

Presbyterian

Presbyterian offers free meals for kids and reduced cost meals for adults through the CACFP and SFSP programs throughout the year at 5 locations: Albuquerque - Presbyterian Kaseman Hospital, Clovis - Plains Regional Medical Center, Rio Rancho - Presbyterian Rust Medical Center, Santa Fe - Presbyterian Santa Fe Medical Center, Socorro - Socorro General Hospital

GAPS:

- Not available in more locations
- Must have transportation to get to the site

Senior Focused

CSFP (Commodity Supplemental Food Program)

HSD/FANS Bureau

GAPS:

- 130% of the federal poverty line or under
 - Must have transportation to the distribution site
- In some more remote locations, 2 food boxes are available every other month
- If senior misses window of time for pick-up, they are out of luck
- Food is the same every month so someone with an allergy or preference may not be able to use all items
- If a senior doesn't pick up within 90 days, they fall off approved list, and have to reapply. If caseload is full for their county, put on a waiting list.

Seniors Farmers Market Nutrition Program

GAPS:

- 185% of the federal poverty line or under
- Limited funding, \$50 per year (approx 25 lbs if \$2 per lb)
 - Must be near a participating Farmer's Market
- Must have transportation to and from the Farmer's Market
 - Not available from November 30 - June 30
- Limited availability in southern part of state (only 11 south of Socorro)
- Minimal availability in Northeast and Northwest corners of the state

Congregate Meals for Seniors

GAPS:

- Have to reserve meal 24 hours in advance
- Unclear what senior center across New Mexico offer congregate meals
 - No meals on weekends
- Must have transportation to senior center

Specific Population Focused

FDPIR (Food Distribution Program on Indian Reservations)

Indian Affairs Dept

GAPS:

- 135% of the federal poverty line or under
- Only available to income-eligible households living on Indian reservations and to Native American households residing in designated areas near reservations
 - Household cannot receive SNAP if they receive FDPIR
 - Must have transportation to the distribution site
- Food is typically same available through TEFAP – may be limited in cultural relevancy

FreshRX (Produce Prescription Program) Farmers Marketing Assoc/State Partnership Gus Schumacher Nutrition Incentive Program (GusNIP)

GAPS:

- Limited availability
 - Must be near a participating Farmer's Market
- Must have transportation to and from the Farmer's Market
 - Not available from November 30 - June 30

High Level Food Access Gaps Across the State

Indigenous Communities,
all ages

Moderately to Highly Rural
Communities, all ages

Families/households/individuals
above 185% FPL, but not earning
enough to make ends meet

Those with transportation
challenges and issues

Homebound individuals

Weekends & Holidays

Low availability of fresh produce
if not near grocery store or
farmer's market

How Food Banks and the Food Bank Network are Addressing Gaps

Building relationships with indigenous communities to bring food to them, focusing on culturally appropriate foods, and fresh fruits and vegetables

Utilizing data to identify areas in New Mexico with highest need and lowest access, actively training and onboarding partners in those areas

Making food available at distributions for New Mexicans who are having trouble making ends meet

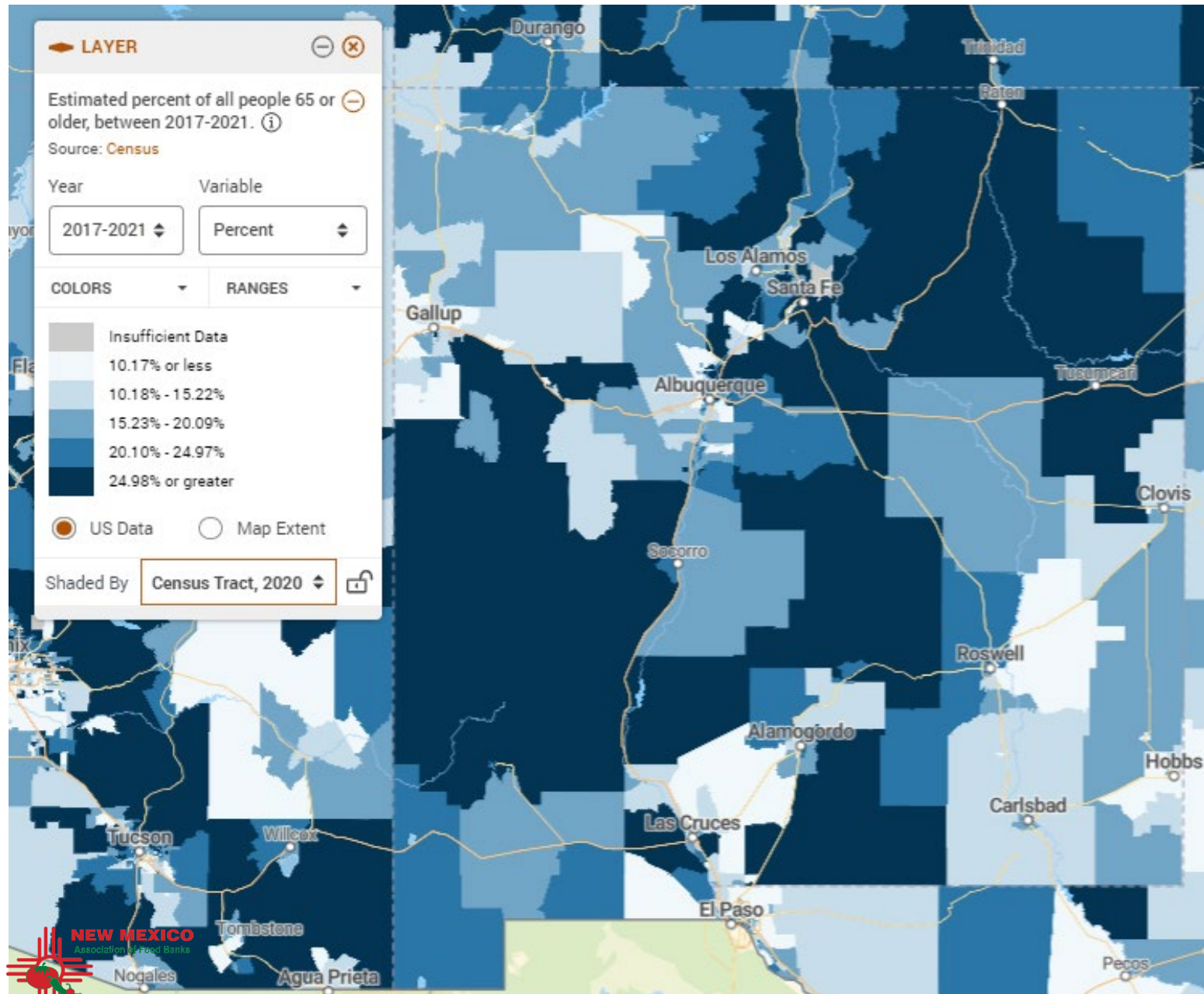
Bringing food to communities where there are no grocery stores so people do not have to travel long distances

Piloting home delivery options with DoorDash and Amazon as well as training partners on how to do home delivery in more rural settings

Working with partners across the state to have distributions available on weekends and holidays whenever possible

Brings fresh produce to communities that do not have a grocery store or farmer's market nearby

Rural Communities in New Mexico Have Growing Numbers of Seniors



- 18.5% of New Mexicans were ages 65 and up in 2020. New Mexico is ranked 13th among all 50 states for percentage of its population who are 65 and older.
- If current trends continue, the 65+ population will account for over 22% of New Mexico's Population in 2030.
- The 65+ population increased in each of New Mexico's 33 counties from 2010 to 2020. Catron County had the highest percentage of county population ages 65+.
- New Mexico also ranks among the worst in the nation for poverty among people age 65 and older (12.8% for 2021).

- New Mexico's total population increased by 2.8% from 2010 to 2020, but the population of people ages 65 and older increased by 43.7%
- Access to food will continue to be an issue, especially for seniors in our state as the number of seniors increases over the next 7 years

New Mexico Counties with the highest percentage of seniors:

Catron – 41.6%

Sierra – 36.4%

Mora – 31%

Harding – 29.2%

Lincoln – 28.6%

Colfax – 27.7%

Grant – 27.2%

Taos – 26.4%

Quay – 24.7%

Santa Fe – 24.3%

Current Programming for Seniors

- Food banks are partnering with ALTSD in providing pre-boxed food for seniors in several high-need low-access areas
- Food boxes do not provide fresh fruits and vegetables (any fruits and vegetables are canned)
- Senior-specific programs to provide fresh fruits and vegetables are tied to farmer's markets. Markets operate from June – November, leaving 6 months without fresh produce access
- Food banks provide fresh fruits and vegetables year-round in all 33 counties

Groceries are so expensive and we can barely afford buying food. I have been taking care of my elderly parents, who recently moved in with me. It is so challenging to navigate our food bills while caring for my mother with dementia. We are thankful for all the fresh produce.

- Mary

Fresh Food



My great-grandmother is homebound and recently had surgery. I've been taking care of her since her surgery and I read information about this distribution on Facebook, so I decided to attend and pick up food for her. I'm surprised by all the fruits and vegetables, I wasn't expecting this in our small community.

- Alex

I lost my husband in April and it has been really difficult making ends meet. I struggle with addiction, mental illness, and have diabetes, - this healthy food is essential to keeping me healthy. I no longer receive food stamps and my groceries, car, house are so expensive right now. Thank you, Roadrunner.

- Marta

Importance of Recurring Funding

Why Recurring Funding is Needed for the Food Banks

- New Mexico has historically been in the top 5 hungriest states for seniors and children for many years
- Recurring funding is needed because increasing food access through grocery stores and other retailers will not happen tomorrow
- Basic food access infrastructure is needed in many parts of the state
- We have an opportunity to work together to address these needs

What the Food Banks Bring

- An existing network of more than 500 partners across the state that can mobilize and get food to people quickly
- Can use the standing contract that HSD has with food banks due to USDA commodities
- Recurring funding for food under the food initiative (Community Food Assistance Program) would allow the food banks to maintain food levels to the hungriest parts of our state

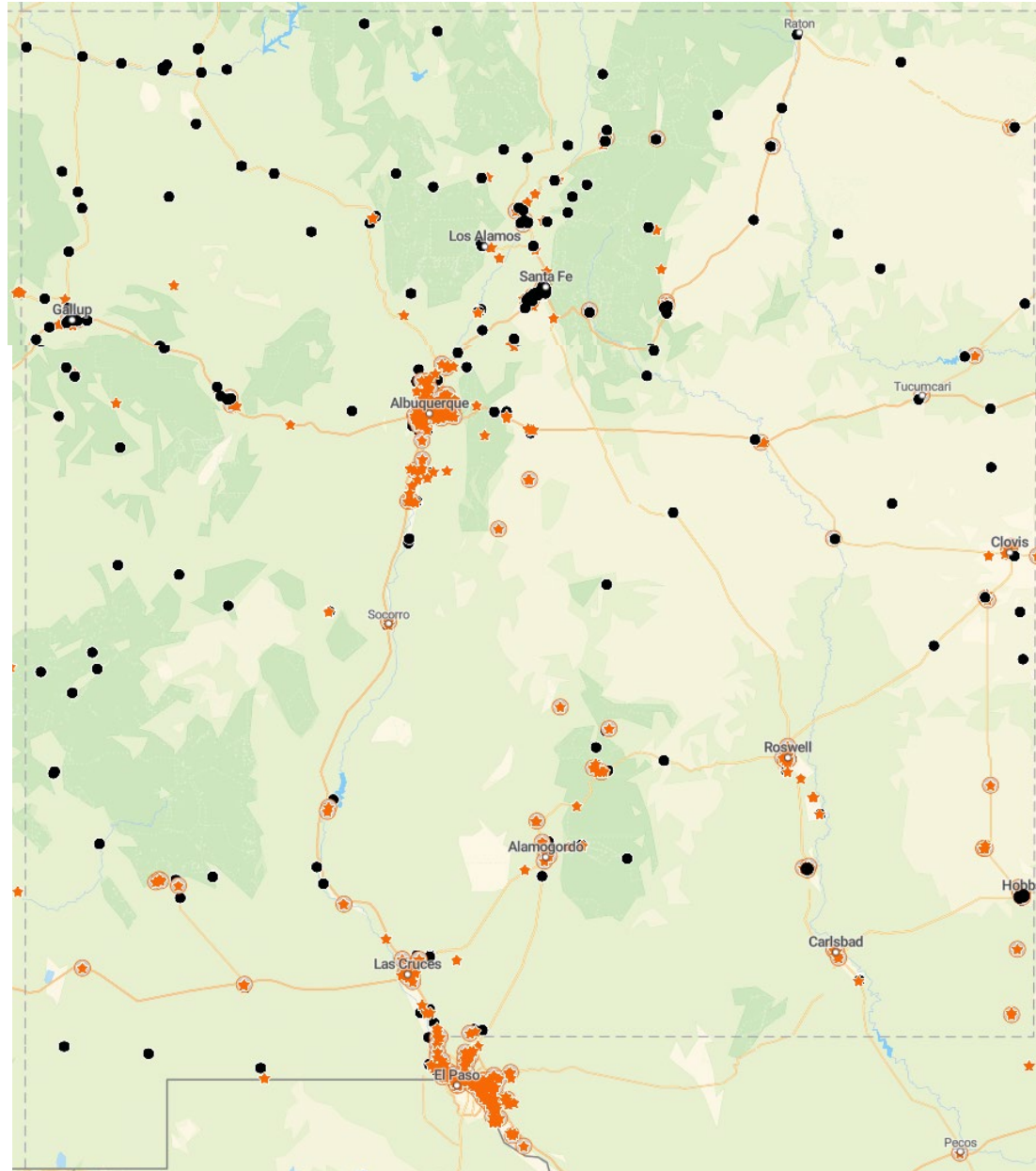
The Food Bank network is essential in our state for basic food access

Orange Stars:

There are approximately 250 retail grocery locations in New Mexico

Black Dots:

There are over 500 food bank network partners in New Mexico



Opportunities for Children

- Passing of Universal Healthy School Meals was a huge step forward last session – the food banks are in full support!
- Hungry or food insecure children come from hungry or food insecure homes
- Though school meals are important, they don't address the food needs of other family members of those children, including seniors
- School meals are not available over the weekend, during holidays, or over the summer
- We need to work together to ensure consistent, ongoing food access and availability to children AND their families

Opportunities for Seniors

- In rural areas of NM, overall age is increasing
- All of us desire to keep people in their homes and functioning as long as possible - age well and in place
- Seniors can't use their SNAP if there is no place to buy food
- As seniors age, transportation becomes more and more challenging
- Research has linked social isolation and loneliness for seniors to higher risks for a variety of physical and mental conditions including cognitive decline, depression, and heart disease
- Distributions provide more than food - they serve as an opportunity for seniors to come together and have that important social interaction they need

New Mexico Association of Food Banks (NMAFB) Request for 2024 Legislative Session:

Approve
\$5,000,000
Existing funds in HHS budget

Additional
\$17,000,000
for food acquisition

Total
\$22,000,000
To meet existing meal
gap in NM

\$22,000,000
would provide
approximately
18.8 million
pounds of food

That means
meals to hungry
seniors, children,
disabled
individuals,
veterans, and
many others in
need in ALL 33
COUNTIES

Bernalillo	Harding	Roosevelt
Catron	Hidalgo	San Juan
Cibola	Lea	San Miguel
Chaves	Lincoln	Sandoval
Colfax	Los Alamos	Santa Fe
Curry	Luna	Sierra
De Baca	McKinley	Socorro
Doña Ana	Mora	Taos
Eddy	Otero	Torrance
Grant	quay	Union
Guadalupe	Rio Arriba	Valencia



ANY QUESTIONS?