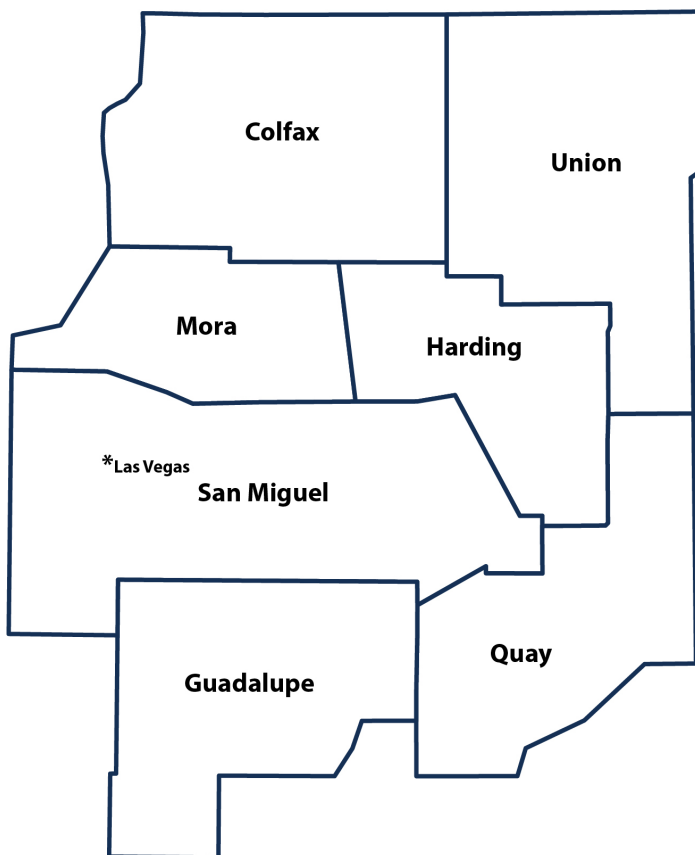


**Transportation Infrastructure Revenue Subcommittee
New Mexico Department of Transportation District Four
October 6, 2025**

Located in the northeastern quadrant of New Mexico, District 4 borders Colorado, Oklahoma, and Texas. Covering more than 22,000 square miles, the district includes seven counties: Colfax, Guadalupe, Harding, Mora, Quay, San Miguel, and Union. District 4 is home to more than 20 municipalities and is supported by 16 maintenance patrols, 5 construction offices, and 4 special crews. The district supports 4 ports of entry and operates 6 rest areas. In total, District 4 maintains 3,100 centerline miles of roadway, including approximately 595 miles of Interstate and 480 miles of U.S. Highway. The district is headquartered in Las Vegas, its largest municipality.



Walter G. Adams, Chair
District Four Commissioner



Adam Romero, P.E.
District Four Engineer

FY 26 Budget	
Payroll & Benefits	\$24,171,000.00
Operating Budget	\$6,183,100.00
IT Communications	\$332,600.00
Contract Maintenance	\$4,817,600.00
Field Supplies	\$5,222,500.00
Striping	\$1,557,300.00
Rest Area Maintenance	\$1,655,400.00
Rest Area Improvements	\$132,500.00
Total District 4 Budget	\$44,072,000.00

Employee Breakdown		
	Filled	Vacant
Support Staff	43	2
Maintenance	170	24
Construction	49	4
Engineering Support	19	4
TOTAL	281	34

Laws of 2020 - Chapter 83, Section 9, Item 1

Control No.	Roadway	Mileposts	County	Cost	Description	Completion Date
4100832 4100833	US 54	302.69-306.16	Quay	\$3,700,000.00 (Total Project Cost) (16.7 Million)	Roadway Reconstruction	Completed
4101310	I-25	364-370	Mora	\$8,500,000.00	Roadway Rehabilitation	Completed
M400912	I-25	319-330.6	San Miguel	\$3,333,641.78	Overlay	Completed
M400913	I-40	269.9-276	Guadalupe	\$1,402,902.22	Mill & Inlay	Completed
M400915	US 56	0-20	Colfax	\$1,200,140.72	Hot-In-Place Recycle	Completed
M400914	US 64/87	418-429.35	Union	\$1,863,315.28	Mill & Inlay	Completed
Total Cost \$20,000,000.00						

Laws of 2021 - Section 9

Control No.	Roadway	Mileposts	County	Cost	Description	Status
HW2M400993	Various Patrols	NA	Multiple	\$500,000	Installation of new card reader	Completed
HW2M400982	NM 120	64-74.8	Harding	\$911,544	Hot-In-Place Recycle (Near Roy, NM)	Completed
HW2M400978	I-25	348.5-356	San Miguel	\$2,200,000	Nova Chip (North of Las Vegas, NM)	Completed
HW2M400983	NM 39	49-67.8	Harding	\$1,605,558	Hot-In-Place Recycle (Near Roy, NM)	Completed
HW2M400980	I-40	242.8-248.3	Guadalupe	\$1,199,999	Mill and inlay driving lanes only (East of Milagro, NM)	Completed
HW2M400979	I-40	284.7-291	Guadalupe	\$1,349,999	Mill and inlay driving lanes only (West of Cuervo, NM)	Completed
HW2M400984	I-25	448-452	Colfax	\$1,749,999	Nova Chip (Raton, NM)	Completed
HW2M400988	US 64	276-295	Colfax	\$2,489,732	Micro-Surface (Eagle Nest, NM)	Completed
a> 4100701	US 64	272.2-276.09	Colfax	\$2,000,000	Roadway Reconstruction/Preservation (Angel Fire, NM)	Const. Phase 90% Complete
b> 4101400	I-40	322-327	Quay	\$7,000,000	Roadway Preservation (West of Tucumcari-Palomas)	Completed
HW2M401253	Anton Chico Rest Area	251 and 251.4	Guadalupe	\$2,000,000	Rest Area improvements	Completion Spring 2026
c> 4101880	US 54	310-311	Quay	\$1,500,000	Airport Intersection Safety Improvements & Turn Lanes	Completed
d> -	I-25	Various	Multiple	\$193,168	Extruded panel sign repair and replacement	Completed
Total Cost \$28,199,999.00						

a> Added \$6.6 Million from STIP - Project Total = \$27,642,668 (HB 2= \$2,000,000; Bonding=\$15,000,000; STIP= \$10,642,668)
 b> Added \$9 Million from STIP - Project Total = \$16,000,000 (HB 2 = \$7,000,000; STIP = \$9,000,000)
 c> Added \$119 Thousand from STIP - Project Total = \$1,619,114.51 (HB 2 = \$1,500,000; STIP = \$119,114.51)
 d> Purchase Order Issued; Contractor beginning fabrication

Laws of 2021 American Rescue Plan (ARP)

Control No.	Roadway	Mileposts	County	Cost	Description	Status
4100851	N.M. 39	14.6 - 19	Harding	\$9,000,000	Process/ Place & Compact	Complete
Total Cost \$9,000,000.00						

Laws of 2022 - Section 9, Item 6

Control No	Roadway	Mileposts	County	Cost	Description	Status
M401049	US 84	18.5 to 41.2	Guadalupe	\$2,057,543.00	Roadway Foam Lift & Level	Completed
M401050	NM 518	3.9 to 11.8	San Miguel	\$1,349,517.96	Mill & Inlay	Completed
M401047	NM 402	31.1 to 62.8	Union	\$2,956,912.06	Hot-in-Place Recycle	Completed
M401048	I-40	284.7 to 299.6	Guadalupe	\$3,836,564.04	Mill & Inlay	Completed
4100823	I-25	Raton Pass Phase III	Colfax	\$25,000,000.00	Mill & Overlay Rockfall Mitigation	90% Complete
M401051	NM 39	68 to 94.3	Harding	\$2,427,205.34	Hot-In-Place Recycle	Completed

Total Cost \$37.6 Million

Laws of 2023 HB2 Section 9

Control No.	Roadway	Mileposts	County	Cost	Description	Status
HW2M700121	US 64/87	399 - 405 352.9 - 354 354 - 359.86	Union	\$2,430,000	Heater scarification and resurfacing	Complete
HW2M401072	NM 104	0 - 5	San Miguel	\$206,000	Hot in place recycle	Complete
HW2M401126	I-40 (Driving Lanes)	358.9 - 373.4	Quay	\$4,000,000	Mill and Inlay	Complete
HW2M401130	I-40 (Driving Lanes)	312 - 317	Quay	\$1,010,000	Mill and Inlay	Complete
HW2M401128	NM 21	5.1 - 13.4	Colfax	\$1,400,000	Bridge Repairs	Complete
HW2M401112	NM 434	0 - 17	Mora	\$3,210,000	Nova Chip	Complete

Total Cost \$12,256,000.00

Laws of 2024 HB2 Section 11 (\$120 Million) Special Transportation Appropriations (District)

Control No.	Roadway	Mileposts	County	Cost	Description	Status
HW2M401199	I-25	370-375.8	Mora	\$2,300,000	Nova Chip	Complete
HW2M401140	NM 38	12.7-29.32	Colfax	\$1,903,830	Hot-in-Place Recycle	Complete
HW2M401139	NM 63	5.85-24.87	San Miguel	\$3,700,000	Nova Chip	Complete
HW2M401137	US 84	25-31.3	Guadalupe	\$2,900,000	Heater Scarification and Resurfacing	Complete
HW2M401141	US 54	327.2-333.2	Quay	\$2,900,000	Heater Scarification and Resurfacing	Complete

Total Cost \$13,703,830.00

Laws of 2024 HB2 Section 11 (\$70 Million) Special Transportation Appropriations (State)

Control No.	Roadway	Mileposts	County	Cost	Description	Status
HW2M401201	NM 231	0-5	Quay	\$1,000,000	Millings overlay	Ongoing
HW2M401185	I-40	255-262	Guadalupe	\$2,100,000	Mill and Inlay	Complete
4102150	NM 91	0.68-1	Guadalupe	\$5,000,000	Bridge Replacement	Design 90%
HW2M403282	NM 104	32-47	San Miguel	\$2,900,000	Nova Chip	Fall 2025
HW2M402939	US 64	349.4-404	Colfax/ Union	\$3,000,000	Heater scarification and resurfacing	Complete
NA	NM 402	0-31	Union/Quay	\$1,000,000	Chip Seal	Spring 2026

Total Cost \$15,000,000.00

Laws of 2025 HB 2 Section 11 (\$60M) General Fund Appropriation

Control No	Roadway	Mileposts	County	Cost	Description	Status
HW2M401246	I-40	276-286	Guadalupe	\$4,058,614	Mill and inlay EB/WB DL/PL	Complete
HW2M401248	NM 34	8-16	San Miguel	\$1,245,856	Recycled Millings Overlay	Summer 2026
HW2M401247	US 84	31-38	Guadalupe	\$2,425,163	Hot Insitu Scarification/ Repave	Complete
HW2M423338	NM 63	0-6	San Miguel	\$770,367	Hot in-place recycling	Summer 2026
	District Field Supplies			\$1,500,000	Chemical De-Icer, Cinders, HFE100P, Chip Seal Aggregate	On-going

Total Cost \$10 Million



NMDOT District 4 HB2



LEGEND

- Laws of 2020 HB2
- Laws of 2021 HB2
- Laws of 2022 HB2
- Laws of 2023 HB2 Section 9
- Laws of 2024 HB2 Section 11
- Laws of 2024 HB2 Section 11
- Laws of 2025 HB2 Section 11

Construction Completed Projects				
Scope of Work	Location	County	Project Cost	Status
Roadway Reconstruction, wildlife fencing & rock mitigation	I-25, MP 454.25 to MP 460.8 (Raton Pass Phase 2)	Colfax	\$22,703,069.60	Completed
Roadway Reconstruction, Pedestrian Facilities, Signals, Lighting	US 54, MP 302.960 to 306.16 (Tucumcari)	Quay	\$17,888,158.00	Completed
Roadway/ Bridge Rehabilitation & ITS	I-25, MP 305.0 to MP 309.0 (Rowe)	San Miguel	\$15,150,000.00	Completed
Roadway Rehabilitation	U.S. 64, MP 322.5 to 330 (Cold Beer)	Colfax	\$15,150,000.00	Completed
Roadway & Bridge Rehabilitation	I-40. MP 320.01 and MP 327.00 (Palomas)	Quay	\$16,100,000.00	Completed
Roadway Rehabilitation and Bridge Rehabilitation	I-40, MP 344.8 to MP 350.00 (Hudson Lake)	Quay	\$18,910,169.00	Completed
Roadway Rehab/ Recon and Drainage Improvements	NM 39, MP 14.6 to MP 19.0 (16.4 Northeast of Logan)	Harding	\$9,390,000.00	Completed
Bridge Replacement (Span 1 Only- Impact Damage)	NM 129 MP (NM 129 over I-40 Newkirk Interchange)	Guadalupe	\$1,500,000.00	Completed
Roadway Rehabilitation	I-40, MP 286.0 to MP 291.0 (Cuervo)	Guadalupe	\$16,800,000.00	Completed
Total Cost \$133,591,396.60				

Construction On-Going Projects				
Scope of Work	Location	County	Project Cost	Completion Date (Estimated)
Roadway Rehabilitation, Reconstruction & ITS	US 64, MP 272.5 to 276.09 (Palo Flechado)	Colfax	\$28,500,000.00	Summer 2026
Roadway Recon, Drainage Improvements and Rockfall Mitigation	NM 434, MP 21.1 to MP 23.3 (Coyote Creek)	Colfax	\$18,800,000.00	Summer 2026
Roadway Rehabilitation, Rockfall Mitigation, Drainage Improvements	I-25, MP 454.25 to MP 460.8 (Raton Pass Phase 3)	Colfax	\$27,645,000.00	Fall 2025
Full Depth Reclamation/Reconstruction	NM 104, MP 5.0 to MP 8.0 (Las Vegas East for 8 Miles)	San Miguel	\$11,480,840.33	Fall 2025
Bridge Replacement	NM 63, MP 21.6 to MP 22.7 (Pecos Cany Bridge)	San Miguel	\$6,207,296.00	Fall 2025
Total Cost \$92,633,136.33				

Construction Upcoming Projects				
Scope of Work	Location	County	Project Cost	Completion Date (Estimated)
Bridge Replacement	I 25 Bridge from MP 414.4 to MP 415.4 (Springer)	Colfax	\$12,329,772.00	Fall 2026
Culvert installation	NM 434, NM 94 MP 7.2 to MP 12.2 (Mora)	Mora	\$4,750,000.00	2026 Letting
Interchange reconstruction, bridge replacement	I-25 MP 451.0 to 452.1 US 64/87 Interchange (Raton)	Colfax	\$31,677,722.00	2026 Letting
Bridge Replacement	NM 91, MP 0.76 to MP 0.88 (Santa Rosa)	Guadalupe	\$6,700,000.00	2026 Letting
Landscaping	NM 63, MP 21.6 to 22.7 (Pecos Canyon)	San Miguel	\$260,000.00	2026 Letting
Pedestrian Safety Improvements	NM 65, MP 0.5 to 1.0 (Las Vegas)	Guadalupe	\$6,700,000.00	2026 Letting
Bridge Replacement	NM 104, MP 71.2 (Conchas)	San Miguel	\$20,000,000.00	2026 Letting
Game Fence Project	I-25, MP 361.5 to 368.9 (Watrous)	San Miguel	\$6,226,810.00	2026 Letting
Total Cost \$88,644,304.00				

Completed Maintenance Projects

Roadway	Mileposts	Scope of Work	County	Cost
I-40	276-286	Mill and Inlay	Guadalupe	\$1,249,879.56
NM 104	3.5-5 and 13-13.6	Fence replacement	San Miguel	\$100,494.73
NM 434	14.75-17.25	Novachip	Mora County	\$508,719.27
NM 104	87	Timber Bridge Repairs Bridge 5257	San Miguel	\$508,129.49
NM 518	23.9	Guardrail Repairs	Mora County	\$15,100.39
I-25	NB 318-331	Guardrail Repairs	San Miguel	\$27,375.00
	District Wide	Striping	Various	\$191,947.22
NM 72	0-37	Sign Replacement	Colfax/Union	\$148,330.15
I-25	370-375.8	Novachip	Mora County	\$362,478.98
NM 120	41-64	Oil Distributer Application	Mora County	\$48,464.40
Total Cost \$3,160,919.90				

Upcoming Maintenance Projects

Roadway	Mileposts	Scope of Work	County	Cost
NM 34	7.65-15.3	Millings overlay	San Miguel	\$1,245,855.66
I-40 Anton Chico Rest Area	251	Water and Waste Water Improvements	Guadalupe	\$698,749.54
NM 402	0-30.9	Fog Seal	Quay/Union	\$288,391.00
I-25 Ft. Union Rest Area	375.35	Oversight of Drinking Water Improvements	Mora	\$23,041.44
NM 104	78.02	Timber Bridge Repairs Bridge 5253	San Miguel	\$327,998.49
I-25	453.71	Bridge Bearing Modifications 6211 and 6210	Colfax	\$550,000.00
I-25	403 Wagon Mound	NMRoads RWIS	Mora County	\$250,000.00
Total Cost \$3,384,036.13				

Completed Wildfire Related Maintenance Projects

Roadway	Mileposts	Scope of Work	County	Cost
NM 65/ NM 94	Multiple Locations	Guardrail Replacement (Completed)	San Miguel	\$1,125,000.00
Multiple Routes	Multiple Locations	Fence Replacement (Completed)	Mora/San Miguel	\$1,050,000.00
NM 266	0 to 6.5	Recycled Millings Overlay (Completed)	San Miguel	\$1,200,000.00
NM 94	0 to 17	Hot-In-Place Recycle (Completed)	San Miguel/ Mora	\$1,500,000.00
NM 105	0 to 7	Hot-In-Place Recycle (Completed)	San Miguel/ Mora	\$630,000.00
NM 121	0 to 6.5	Hot-In-Place Recycle (Completed)	Mora	\$580,000.00
NM 442	0 to 13.3	Hot-In-Place Recycle (Completed)	Mora	\$1,200,000.00
Total Cost \$7,285,000.00				



Upcoming Statewide Transportation Improvement Program (STIP) Projects - Total Cost \$420,465,625.00			
FY 2026 (Funded)			
Landscaping	NM 63 , from MP 21.6 to MP 22.7 (Pecos Canyon near Cowles)	San Miguel	\$260,000
Drainage Improvements	NM 434, MP 7.40 to MP 12.20 (Near Guadalupita) and NM 94 MP 9.9 to MP 10.00 (Near El Carmen)	Mora	\$5,900,000.00
Interchange Reconstruction	I-26 MP 451.0 to MP 452.1 (I-25/Clayton Highway Interchange in Raton)	Colfax	\$49,351,133.00
Bridge Replacement	US 84 MP 103.4 to MP 103.8 (Us 84 over I-25 at the Romeroville Interchange)	San Miguel	\$16,803,992.00
Drainage Improvements	NM 105, MP 4.8 to MP 7.9 and NM 276, MP 4.5 to MP 5.7	San Miguel	\$2,600,000.00
Roadway Improvements	NM 94, MP MP 17.7 to MP 18.45 (From NM 518 to 1 mile toward LeDoux)	Mora	\$4,000,000.00
Bridge Replacement	NM 94, MP 0.25 to MP 0.42 (Sapello)	San Miguel	6,800,000.00
Game Fencing	I-25, MP 361.5 to MP 368.8 (From Watrous North for 7.3 Miles)	San Miguel	\$4,000,000.00
Study for Potential New Interstate	US 64/87, MP 0 to MP 349	Colfax/Union	\$3,500,000.00
Total Cost \$93,215,125.00			
FY 2027 (Funding Available)			
Pavement Rehabilitation	I-25, MP 435.0 to MP 442.10 (From Tinaja Interchange North for 7 Miles)	San Miguel	\$18,751,000.00
Drainage Improvements	NM 518, MP 35.7 to MP 36.15 (Near the Holman Elementary School)	Mora	\$3,500,000.00
Replacement/Roadway Recon	NM 104 MP 71.24 (Near Conchas)	San Miguel	\$20,00,000.00
Drainage Improvements and	NM 484, MP 0.0 to MP 1.0 (Near Valley School)	San Miguel	\$3,110,000.00
Bridge Replacement	US 84, MP 103.4 to MP 103.8 (Romeroville Interchange)	San Miguel	\$20,000,000.00
Pavement Rehabilitation	I-40, MP 269.9 to MP 276	Guadalupe	\$17,080,000.00
Pedestrian Safety Improvements	NM 65, MP 0.5 to mp 1.0	San Miguel	\$3,500,000.00
Total Cost \$65,941,000.00			
FY 2028 (\$28,700,000 Funded, \$76,402,000 Unfunded)			
Pavement Rehabilitation	NM 104, MP 24-31 (5 Miles West of Alta Vista, Proceeding East for 2 Miles)	San Miguel	\$5,000,000.00
Roadway Reconstruction/Widening	NM 434, MP 23.3 to MP 25.8 (.28 Miles South fo the Mora/Colfax County Line, North for 2.5 Miles)	Colfax	\$30,634,000.00
Pavement Rehabilitation	I-40, MP 260.9 to MP 276.0 (4 Miles East of the US 84 Interchange, West for 15 Miles)	Guadalupe	\$17,080,000.00
Pavement Rehabilitation	I-40, MP 327.0 to MP 339.0 (2 Miles East of Tucumcari, west for 12 Miles)	Quay	\$33,600,000.00
Pavement Rehabilitation	I-40, MP 339.0 to MP 344.0 (Tucumcari Airport Interchange, East for 5 Miles)	Quay	\$15,988,000.00
Corridor Study	US 54 from Tucumcari to the TX State Line	Quay	\$2,800,000.00
Total Cost \$105,102,000.00			
FY 2029 (\$28,700,000 Funded, \$171,587,500 Unfunded)			
, Pavement Rehabilitation	US 64 MP 335.5 - 344 (.5 Miles East of the Intersectin with NM 445, East for 9.5 miles)	Colfax	\$7,000,000 .00
Pavement Rehabilitation w/ Spot	NM 434 MP 25 - 31 (From Angel Fire Sports Complex Rd. North for 6 Miles)	Colfax	6,000,000.00
Pavement Rehabilitation	I-25 MP 301.97 - 305.1 (2 Miles from the Glorieta Exit, North for 3.13 Miles)	San Miguel	\$28.668,237.00
Pavement Rehabilitation	US 64 MP 310 - 315 (From Northern Edge of Cimarron, North for 5 Miles)	Colfax	\$4,000,000.00
Pavement Rehabilitation	US 56 MP 30 - 35 (From 1.7 Miles East of Jctn. With NM 193, East for 5 Miles Near Gladstone)	Colfax/Union	\$5,000,000.00
Pavement Rehabilitation	NM 104 MP 13 - 20 (From 13 Miles East of Las Vegas, West for 7 Miles)	San Miguel	\$5,000,000.00
Pavement Preservation	I-25 MP 299.55 - 302.42 (From Glorieta Exit, North for 2.87 Miles)	San Miguel	\$17,325,000.00
Pavement Rehabilitation	US 84 MP 24 - 41.2 (From 14 Miles South of Santa Rosa, North for 17.2 Miles)	DeBaca/Gua-	\$27,750,000.00
Pavement Rehabilitation	NM 39 MP 29.8 - 39.3 (From Gallegos, West for 9.5 Miles)	Harding	\$15,437,500.00
Pavement Rehabilitation	I-40 MP 256 - 263 (0.5 Miles West of Jnctn with US 84, East for 7 Miles)	Guadalupe	\$22,750,000.00
Pavement Rehabilitation	I-40 MP 278.5 - 287 (From 1 Mile Est of Santa Rosa, East for 8.5 Miles)	Guadalupe	\$27,625,000.00
Pavement Rehabilitation	I-40 MP 269.9 - 278.5 from 3 Miles East of Santa Rosa, West for 8.6 Miles)	Guadalupe	\$27,950,000.00
Pavement Rehabilitation	I-40 MP 308.13 - 313.1 (From 3 Miles East of Montoya, West for 4.97 Miles)	Quay	\$16,575,000.00
Pavement Rehabilitation	I-40 MP 242.8 - 248.3 (From 2 Miles West of Milagro, East for 5.5 Miles)	Guadalupe	\$17,875,000.00
Total Cost \$200,287,500.00			

Future Unfunded Projects (Not in STIP)

Bridge Replacement	NM 419 MP 16.6-MP 17.1 and MP 17.3 -MP 17.6	\$5,000,000.00	Under Design	2 Damaged Bridges are Currently Out of Service Due to Sustained Damage
Pavement Rehabilitation	I-25, MP 301.97 to MP 305.1 (Rowe, NM to Glorieta, NM)	\$25,000,000.00	Under Design	Pavement Rehabilitation, Guardrail Replacement, Signing Replacement, and Drainage Improvements
Roadway Reconstruction	Business Loop 15 (Las Vegas, NM)	\$25,000,000.00	Planning	Pavement Preservation, Intersection and ADA Improvements, Roadway Lighting, and Landscaping
Roadway Reconstruction	Business Loop 16 (Springer, NM)	\$25,000,000.00	Planning	Pavement Preservation, Intersection and ADA Improvements, Roadway Lighting, and Landscaping
Roadway Reconstruction	US 54 (Tucumcari to Texas State Line)	\$1,800,000.00 (Study for)	Planning	Roadway Reconstruction & Safety Improvements

Total \$81,800,000.00

Upcoming Studies

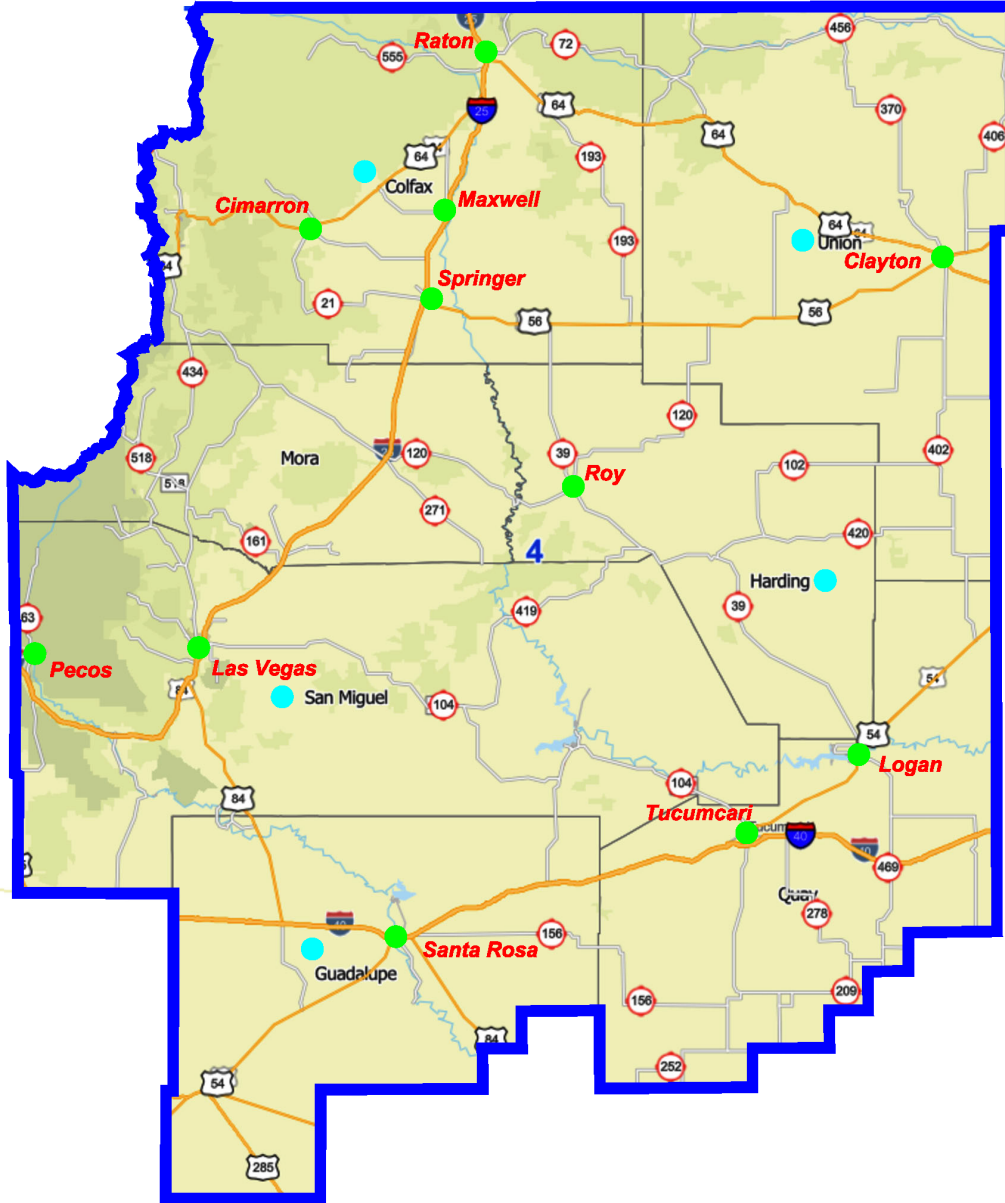
Route	Location	Length	Status
Business Loop 16	Maxwell Ave. In Springer	1.1 Miles	Upcoming
U.S. 54	Tucumcari to Texas State Line	50 Miles	Upcoming
Business Loop 15	Grand Ave. in Las Vegas (Ongoing)	.77 Miles	Ongoing
I-25	Villanueva Rest Area Feasibility	1.0 Miles	Ongoing
US 64/87	Study for Potential New Interstate-Ports	88 Miles	Upcoming



Transportation Project Fund FY-2025				
Entity	Location/ Scope of Work	95% State Funding	5% Entity Funding	Total Amount
City of Las Vegas	El Creston Circle (phase II)	\$2,107,905.00	\$110,942.00	\$2,218,847.00
Village of Angel Fire	Country Club Drive Resurfacing	\$1,005,100.00	\$52,900.00	\$1,058,000.00
Guadalupe County	Bar Y Road 1A (Priority Phase III)	\$828,389.00	\$43,599.40	\$871,988.00
City of Raton	Second Street Improvement Project	\$855,000.00	\$45,000.00	\$900,000.00
Village of Logan	Micro sealing various streets	\$245,826.00	\$12,938.20	\$258,764.00
Town of Clayton	Clayton, Locust Street	\$816,855.00	\$42,992.40	\$859,948.00
Village of San Jon	2025 Street Improvements	\$475,000.00	\$25,000.00	\$500,000.00
San Miguel County	Williams Dr. & Dora Celeste Dr.	\$678,403.00	\$35,705.00	\$714,108.00
Quay County	QR - AR (Phase 1)	\$328,263.00	\$16,413.00	\$344,676.00
Village of Pecos	CR Qunitana & Camino Andres-Vigil	\$175,750.00	\$9,250.00	\$185,000.00
Village of Mosquero	Lakefront Blvd. and 2nd Street Improvements	\$570,000.00	\$30,000.00	\$600,000.00
11 Total Projects from 11 Entities		\$8,086,491.00	\$424,740.00	\$8,511,331.00

Transportation Project Fund FY-2026				
Entity	Location/ Scope of Work	95% State Funding	5% Entity Funding	Total Amount
City of Las Vegas	Commerce Street	\$1,480,010.00	\$77,895.00	\$1,557,905.00
City of Raton	City Wide Chip Seal	\$564,520.00	\$29,712.00	\$594,232.00
City of Santa Rosa	5th Street Improvements	\$1,184,639.00	\$62,349.00	\$1,246,988.00
City of Tucumcari	3rd Street Improvements	\$1,530,314.00	\$80,543.00	\$1,610,857.00
Colfax County	CRA-9 Tinaja Crossing	\$1,235,000.00	\$65,000.00	\$1,300,000.00
Guadalupe County	La Lloma Road	\$1,167,371.00	\$61,441.00	\$1,228,812.00
Harding County	Bridge #8544 and Road Improvements	\$475,000.00	\$25,000.00	\$500,000.00
San Miguel County	A14A Pork Chop Road	\$779,151.00	\$41,008.00	\$820,159.00
Town of Clayton	Lowes Perimeter	\$893,145.00	\$47,008.00	\$940,153.00
Town of Springer	Downtown 5th Street and Cimarron Ave Construction	\$2,245,493.00	\$118,184.00	\$2,363,677.00
Union County	Davids Place Bridge #8039	\$475,000.00	\$25,000.00	\$500,000.00
Village of Cimarron	9th Street Improvements	\$2,375,000.00	\$125,000.00	\$2,500,000.00
Village of Logan	Micro Seal Various Streets	\$289,175.00	\$15,220.00	\$304,395.00
Village of Maxwell	South 2nd Street Improvements	\$950,000.00	\$50,000.00	\$1,000,000.00
Village of Maxwell	Kiowa Avenue Reconstruction	\$551,000.00	\$29,000.00	\$580,000.00
Village of Pecos	Chip Seal Various Village Roads	\$463,359.00	\$24,387.00	\$487,746.00
Village of Roy	Street Improvements	\$950,000.00	\$50,000.00	\$1,000,000.00
17 Total Projects from 16 Entities		\$17,608,177.00	\$926,747.00	\$18,534,924.00

NMDOT District 4 TPF FY-2026



LEGEND

- Municipality
- County

Local Government Road Fund (LGRF) FY-2026			
County Arterial Program (CAP)			
Entity	25% Entity Funding	75% State Funding	Total Amount
Colfax County	\$46,676.00	\$140,027.00	\$186,703.00
Guadalupe County	\$56,567.00	\$169,700.00	\$226,267.00
Harding County	\$48,502.00	\$145,505.00	\$194,007.00
Quay County	\$78,993.00	\$236,980.00	\$315,973.00
Mora County	\$27,361.00	\$82,083.00	\$109,444.00
San Miguel County	\$42,731.00	\$128,194.00	\$170,925.00
Union County	\$82,771.00	\$248,312.00	\$331,083.00
15 Total Projects from 14 Entities	\$383,601.00	\$1,150,801.00	\$3,068,804.00

Local Government Road Fund (LGRF) FY-2026			
School Bus Routes (SBR)			
Entity	25% Entity Funding	75% State Funding	Total Amount
Colfax County	\$33,699.00	\$101,096.00	\$134,795.00
Guadalupe County	\$33,675.00	\$101,024.00	\$134,699.00
Harding County	\$33,698.00	\$101,095.00	\$134,793.00
Quay County	\$33,698.00	\$101,095.00	\$134,793.00
Mora County	\$13,333.00	\$40,000.00	\$53,333.00
San Miguel County	\$33,698.00	\$101,095.00	\$134,793.00
Union County	\$33,698.00	\$101,095.00	\$134,793.00
15 Total Projects from 14 Entities	\$215,499.00	\$646,500.00	\$861,999.00

Local Government Road Fund (LGRF) FY-2026			
Municipal Arterial Program (MAP)			
Entity	25% Entity Funding	75% State Funding	Total Amount
Town of Clayton	\$136,229.00	\$480,686.00	\$544,915.00
Village of Eagle Nest	\$75,000.00	\$225,000.00	\$300,000.00
Village of Mosquero	\$75,000.00	\$225,000.00	\$300,000.00
Town of Springer	\$54,549.00	\$163,647.00	\$218,196.00
15 Total Projects from 14 Entities	\$340,778.00	\$1,094,333.00	\$1,363,111.00

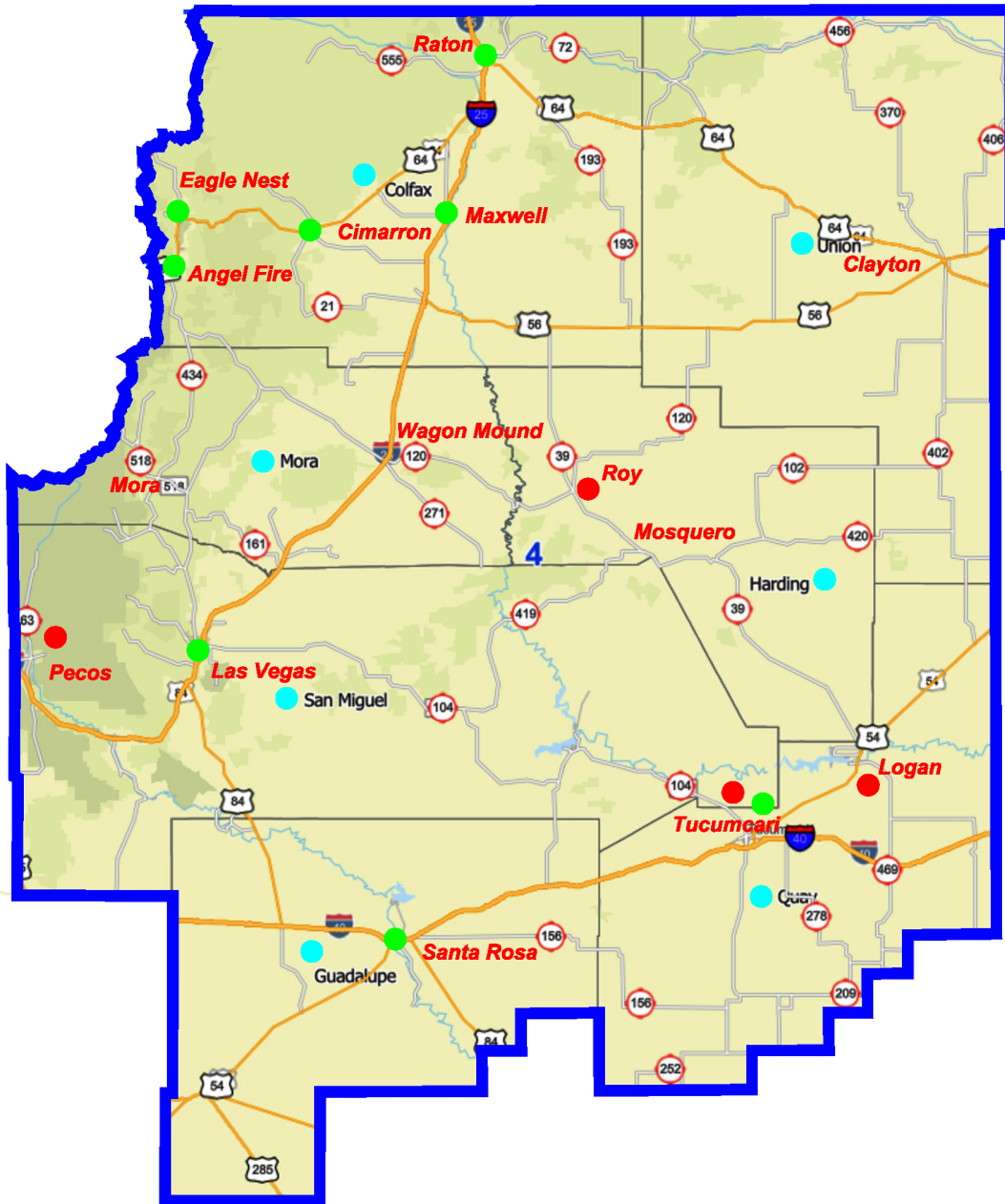
Local Government Road Fund (LGRF) FY-2026			
Other Cooperative Agreement			
Entity	25% Entity Funding	75% State Funding	Total Amount
New Mexico Highlands University	\$22,629.00	\$67,886.00	\$90,515.00
15 Total Projects from 14 Entities	\$22,629.00	\$67,886.00	\$90,515.00

Local Government Road Fund (LGRF) FY-2026			
Cooperative Agreement			
Entity	25% Entity Funding	75% State Funding	Total Amount
Colfax County	\$24,030.00	\$72,089.00	\$96,119.00
Guadalupe County	\$33,333.00	\$100,000.00	\$133,333.00
Harding County	\$24,030.00	\$72,088.00	\$96,118.00
Quay County	\$25,000.00	\$75,000.00	\$100,000.00
Mora County	\$26,593.00	\$79,778.00	\$106,371.00
San Miguel County	\$24,029.00	\$72,088.00	\$96,117.00
Union County	\$24,029.00	\$72,088.00	\$96,117.00
City of Las Vegas	\$21,523.00	\$64,570.00	\$86,093.00
City of Raton	\$21,523.00	\$64,570.00	\$86,093.00
City of Tucumcari	\$24,506.00	\$73,519.00	\$98,025.00
City of Santa Rosa	\$15,498.00	\$46,494.00	\$61,992.00
Village of Angel Fire	\$26,667.00	\$80,000.00	\$106,667.00
Village of Cimarron	\$33,448.00	\$100,343.00	\$133,791.00
Village of Eagle Nest	\$25,000.00	\$75,000.00	\$100,000.00
Village of Maxwell	\$33,333.00	\$100,000.00	\$133,333.00
16 Total Projects from 14 Entities	\$382,542.00	\$1,147,627.00	\$1,530,169.00

Local Government Road Fund (LGRF) FY-2026			
School District Cooperative Agreement			
Entity	25% Entity Funding	75% State Funding	Total Amount
Logan Municipal Schools	\$13,333.00	\$40,000.00	\$53,333.00
Pecos Independent Schools	\$13,333.00	\$40,000.00	\$53,333.00
Roy Municipal Schools	\$14,333.00	\$43,000.00	\$57,333.00
Tucumcari Public Schools	\$12,483.00	\$37,448.00	\$49,931.00
15 Total Projects from 14 Entities	\$53,482.00	\$160,448.00	\$213,930.00



NMDOT District 4 LGRF FY-2026



LEGEND

- Municipality
- County
- School Districts

District 4 Equipment Needs 2026			
Equipment Description	Quantity	Estimated Unit Cost	Total
Motor Grader	6	\$343,244.00	\$2,059,464.00
12 Ton Steel Wheel Rollers	2	\$210,000.00	\$420,000.00.
10 Yd Dump Trucks W/Snow Attachments	7	\$301,162.85	\$2,108,139.95
3/4 Ton 4x4 Short Bed Pickup Trucks	7	\$77,000.00	\$539,000.00
Transport Truck & Trailer	3	\$310,000.00	\$930,000.00
Medium Loader 3 CY	3	\$283,000.00	\$849,000.00
Large Loader 5CY	1	\$400,000.00	\$400,000.00
Backhoe	2	\$153,000.00	\$306,000.00
Sheep Foot Roller	1	\$175,000.00	\$175,000.00
Power Broom	3	\$65,000.00	\$195,000.00
Tractor Mower	16	\$170,022.70	\$1,700,227.00
Oil Distributor	4	\$343,000.00	\$1,372,000.00
Street Sweeper	1	\$175,000.00	\$175,000.00
Mini Excavator	1	\$127,825.00	\$127,825.00
15 Passenger Van	3	\$40,000.00	\$120,000.00
Midsize SUV	5	\$45,000.00	\$225,000.00
1 Ton 4x4 Utility Bed Pickup Trucks	7	\$85,000.00	\$595,000.00
5 yd Dump Trucks W/Snow Attachments	2	\$259,925.03	\$519,850.06
Total Cost \$10,246,448.86			

District Four Equipment: Over 1,300 pieces of Equipment
Average age of equipment needing replacement is 20 years
Average cost of equipment 20 years ago: \$47,089.00
Average cost of current needed equipment: \$182,000.00
Average milage on current equipment: 214,833 miles
Total Annual Average of repair costs: \$1.46 Million

FY-2025 Snow Removal	
Cost	\$4.6 Million
Lane Miles	259,043

FY-2025 Mowing Operations	
Cost	\$1.8 Million
Lane Miles	15,788