



Date: June 16, 2017

Prepared By: Gudgel

Purpose: Present detail on summer 2017 K-3 Plus awards, including reductions in awards and funding.

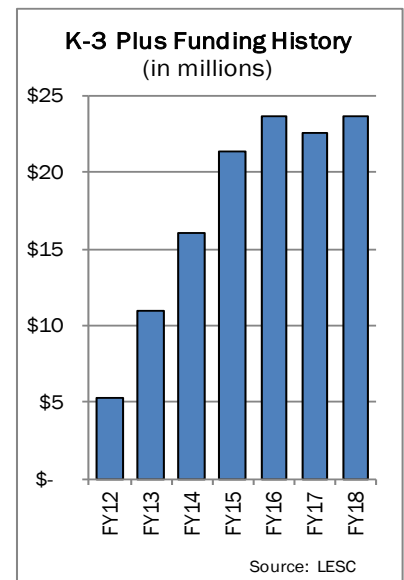
Witness: Matt Pahl, Policy Director, Public Education Department; Carrie Brunder, Director of Government Affairs and Policy, Albuquerque Public Schools; Veronica C. Garcia, Ed.D, Superintendent, Santa Fe Public Schools; Trina Raper, Executive Director for Curriculum and Professional Development, SFPS; and Arsenio Romero, Ph.D., Superintendent, Deming Public Schools

Expected Outcome: Better understand PED's methodology for making summer 2017 K-3 Plus awards and funding shortfalls.

K-3 Plus: Program History and Summer 2017 Awards

Background

In April 2017, the Public Education Department announced summer 2017 K-3 Plus program funding awards for school districts and charter schools, which were reduced significantly when compared with summer 2016 awards. K-3 Plus adds 25 instructional days before the beginning of the school year for economically disadvantaged and low-performing students, and demonstrates success in improving math and reading skills of participating students. Since FY12, the Legislature has increased funding for K-3 Plus \$18.4 million, or almost 350 percent, because the program has demonstrated positive impacts on student achievement and the appropriation for FY18 was almost \$1.1 million more than the adjusted FY17 appropriation. Award reductions came as a surprise to many schools, families, policymakers, and stakeholders; it was unknown to most outside of PED that PED exhausted much of the K-3 Plus fund balance for summer 2016 programs that would have been available to use for summer 2017 programs. Reductions to summer 2017 programs were in part due to less total funding available for programs because of decreased fund balance and, as noted by PED in a letter to superintendents and charter school administrators, increased demand for the program in recent years. PED data shows 20,166 students were funded in summer 2016 for a total K-3 Plus program cost of \$25.2 million. For summer 2017 programs, PED reduced total awards 28 percent to \$18 million, and reduced the number of funded students by 25 percent, to 15,050. LESC staff and members have heard concerns from school personnel and families statewide about the reduction in awards, the timing of notice of the reductions, and the difficulty parents have had identifying other summer programming for their children.



K-3 Plus Program History

New Mexico's K-3 Plus Program began as a pilot Kindergarten Plus program in the Albuquerque, Gallup-McKinley, Gadsden, and Las Cruces school districts during the 2004-2005 school year. The Kindergarten Plus pilot program extended the kindergarten year by up to four months to measure the impact of additional instructional time on literacy, numeracy, and social skills development. The purpose of the pilot was to demonstrate that increased time in kindergarten would narrow

the achievement gap between disadvantaged students and other students and increase student’s cognitive skills and lead to higher test scores for all participants. In 2007, during the fourth year of the Kindergarten Plus pilot, the Legislature created a pilot K-3 Plus program, which extended the school year for kindergarten through third grade students by up to two months with the same goals as the Kindergarten Plus project. Both programs initially targeted high-poverty public schools – schools with at least 85 percent of the enrolled students eligible for free or reduced-fee lunch.

A Utah State University study shows K-3 Plus has clear achievement boosting prospects when implemented with fidelity; however, gains are not maintained through the school year for all students where implementation is poor. Researchers suggest program details such as maintaining the same teacher and class throughout the school year and addressing the needs of English learners (ELs) may explain achievement persistence.

The K-3 Plus pilot program was made permanent by the Legislature in 2012. The K-3 Plus statute has been amended several times since its inception in 2007; appropriations for K-3 Plus programs currently support programs that extend the school year for approved full-time kindergarten and first through third grades by at least 25 instructional days before the beginning of a school year in high-poverty elementary schools – elementary schools with at least 80 percent of the enrolled students eligible for free or reduced-fee lunch, and low-performing elementary schools – elementary schools with a school grade of D or F, or a grade specific elementary school that does not meet either of those criteria but sends students to another elementary school that is eligible.

Appropriation History. Since the inception of the Kindergarten Plus program, \$152.5 million has been appropriated to extend the school year for kindergarten through third grade students - \$1.5 million for the Kindergarten Plus pilot program, and \$151 million for the K-3 Plus program.

K-3 Plus Appropriation History - FY08 to FY18

(in millions)

FY08	FY09	FY10	FY11	FY12	FY13	FY14	FY15	FY16	FY17	FY18
\$7.2	\$7.2	\$7.9	\$5.3	\$5.3	\$11.0	\$16.0	\$21.2	\$23.7	\$22.6	\$23.7

Source: LESC

Many K-3 Plus programs span two fiscal years and begin in June of one fiscal year and extend through July and August of the next fiscal year, which results in the annual appropriation for a particular fiscal year being used to support July and August programs of one summer and June programs the next summer. For example, the FY17 appropriation was used to fund program participation in July and August of 2016 and will be used for June participation in 2017. Funding for K-3 Plus is appropriated in Section 4 of the General Appropriation Act, which may only be used in a single fiscal year. Additionally, with the creation of the K-3 Plus fund in 2012, any unused balance in a given fiscal year is available for use by the department in future fiscal years.

Student Enrollment History. Enrollment in K-3 Plus has been increasing since its inception, with the exception of reductions in enrollment due to funding cuts during the recession. Since the summer 2008 program, funding has increased 331 percent

and enrollment has grown 288 percent; per-student reimbursement rates were lower in earlier years, resulting in a slightly lower growth in the number of students served when compared with the growth in funding. In the early years of the program, there was a significant gap between the number of students included in initial applications and the actual number of students school districts and charter schools were able to enroll. Significant effort was focused at the school level and at K-3 Plus Advisory Committee meetings on improving recruitment of students and K-3 Plus teachers willing to give up their summer months to teach. During the summer 2008 program, only 68 percent of the students included in initial awards actually enrolled in K-3 Plus programs, compared with 106 percent of funded students participating in the summer 2016 program.

K-3 Plus Application and Enrollment History - Summer 2008 to Summer 2017

Summer	2008	2009	2010	2011	2012	2013	2014	2015	2016	2017
Number of Students Funded in Initial Awards	10,340	11,138	8,011	6,630	9,295	15,845	23,484	25,650	18,949	15,050
Final Number of Students Participating and Funded	6,996	7,537	5,816	4,941	6,683	11,639	18,056	19,383	20,166	

Source: LESC

While the state has made great progress expanding access to the K-3 Plus program, there is still a large unmet need. Approximately 69.7 thousand students are enrolled in K-3 Plus eligible schools and only 15 thousand students will be served in summer 2017 programs, or 21 percent of students attending eligible schools.

Per-Student Reimbursements. In the early years of the K-3 Plus program, funding decisions were left up to PED rather than being statutorily established. Inconsistent annual reimbursement amounts led the Legislature to introduce a bill during the 2012 legislative session to establish a statutory reimbursement amount. Laws 2012, Chapter 21 was enacted in 2012, which required K-3 Plus programs to be funded at no less than 30 percent of the unit value per student. This means school districts and charter schools receive approximately the same daily funding for K-3 Plus students as they receive for students during the regular school year through the funding formula. Current practice, consistent with language in the General Appropriation Act, is to use the directly preceding school year’s final unit value to calculate the per-student reimbursement rate. This establishes an expectation for funding at the beginning of a program that is not adjusted mid-program or after the completion of a program. The summer 2017 per-student reimbursement rate should be set at no less than \$1,193.89 per student. In addition to per-student funding, PED also awards planning day funding. This funding has historically not been included in the calculation of the per-student reimbursement rate.

Summer 2017 K-3 Plus Programs

PED released summer 2017 awards, showing only 15,050 students funded to participate in K-3 Plus programs this summer, a decrease of 5,116 students, or 25 percent, when compared with students funded to participate in summer 2016 programs. The decreased awards have raised concerns with educators

PED advised legislative staff the department considered treating K-3 Plus grant applications like other PED initiatives, basing funding awards on demonstrated improvements to student achievement. It is unclear if PED will implement this methodology in the future.

and policymakers, especially in light of the fact that the FY18 appropriation was slightly increased over the FY17 appropriation and PED did not advise legislators or legislative staff during the regular 2017 legislative session that it was likely summer 2017 programs would be cut.

Funding Available for Summer 2017 K-3 Plus Programs

PED has indicated reduced funding available for summer 2017 K-3 Plus programs has resulted in the cuts to summer 2017 programs. Generally, summer 2017 K-3 Plus programs would be funded using a portion of the FY17 and FY18 appropriations and any potential fund balance carried over from previous fiscal years. K-3 Plus appropriations for FY17, after solvency, total \$22.6 million, including an almost \$1.1 million reduction implemented by PED in the second half of the fiscal year pursuant to Laws 2017, Chapter 2 (Senate Bill 113), which allowed PED to reduce up to \$2 million in FY17 funding to early childhood programs. The FY18 K-3 Plus appropriation totals \$23.7 million and restored PED's \$1.1 million reduction to K-3 Plus. In addition to the K-3 Plus appropriation, PED indicated the department is using \$940 thousand dollars from two other initiatives to fund June programs - \$509 thousand from the Reads to Lead appropriation and \$431 thousand from the appropriation for initiatives to support schools, students, and teachers. While the FY18 appropriation for K-3 Plus restores the \$1.1 million reduction implemented by PED and PED used other appropriations for June 2017 programs, limited funding is available for summer 2016 programs generally because of limited K-3 Plus fund balance and larger use of the FY17 appropriation than in previous years.

PED advised legislative staff that the amount of fund balance and remaining FY17 appropriation available for June K-3 Plus programs is lower than the total amount of funding that was available for June 2016 programs. It appears it was common practice for the previous literacy director to issue award letters but then to advise school districts that a final award letter would be distributed based on the number of students meeting the attendance requirements and if more students met attendance requirements than were included in the original award, a school district's or charter school's award would be increased to cover the cost of the additional students. It does not appear that the literacy director placed any limitations on this direction. Summer 2016 enrollment was a record high, and was the first year that more students participated than were included in initial award letters. This resulted in expenditure of more of the FY17 appropriation and existing fund balance than originally anticipated. PED, however, failed to advise any policymakers of the increased summer 2016 enrollment.

Legislative staff requested final summer 2016 data in the fall of 2016 which would have alerted policymakers to a potential funding shortfall for summer 2017 programs. In previous years, PED has provided this information to staff by December; to date, staff received limited summer 2016 data on June 1, 2017.

Santa Fe Public Schools and Las Cruces Public Schools indicated they experience better student enrollment enrollment when programs start in June than programs that start in July.

Because of this, PED was unable to fully fund 2017 programs with a June start date. Preliminary information provided by PED shows June 2017 awards totaled between \$5 million and \$5.5 million, though it is still unclear if this information is correct. It is also unclear if June 2017 programs were funded with the FY17 appropriation or remaining K-3 Plus fund balance. PED staff indicated the department worked with school districts and charter schools that had June start dates to push their start dates back as far as possible to be able to fund as many programs as possible. PED has not yet provided staff with the amount of funding

allocated to June 2016 programs despite multiple requests for the information dating back to December 2016.

A number of school districts and charter schools indicated PED advised them the department would be cutting awards by 15 percent and submitted reduced grant applications to PED in anticipation of the reductions. PED implemented cuts based on the lower of the number of students funded in summer 2016 or students included in summer 2017 applications. This naturally decreased the projected unmet need for summer 2017 programs and resulted in further decreased awards for those school districts and charter schools that decreased their requests because PED based reductions on the lower of the summer 2016 programs participation and summer 2017 requests.

It is still unclear why the department chose to prioritize summer 2018 June awards over summer 2017 July and August awards. The FY18 appropriation – which funds July and August 2017 and June 2018 programs – was modestly increased from the adjusted FY17 appropriation and includes sufficient funds to fully fund summer 2017 programs with a start date after June 2017 based on information provided by PED. PED staff withheld about \$10 million of the FY18 appropriation for programs that begin in June 2018. Based on the summer 2017 per-student reimbursement rate, \$10 million would fund approximately 8,376 students. Based on estimates from information PED has shared, LESC staff estimates approximately 1,200 students were eliminated from programs starting after June 2017. Approximately \$1.4 million of the \$10 million PED withheld would be needed to fully fund these students.

In a meeting with legislative staff, PED staff indicated they did not think it would be fair to reduce awards for June start up programs while not reducing awards for programs that will begin after June 2017. Department staff also indicated they wanted to ensure enough funds remained for June 2018 programs. The directors of the LESC and Legislative Finance Committee sent a joint letter to the secretary of PED on May 17, 2017, requesting the department reconsider using the FY18 appropriation for summer 2017 awards, noting the Legislature will have the chance to address summer 2018 program funding during the 2018 legislative session. See Attachment 4. The letter highlighted the fact that PED did not share summer 2016 data with legislative staff, making it impossible to advise legislators of any potential funding shortfalls for summer 2017 programs. Additionally, funding as many students as possible during the summer 2017 program would allow school districts and charter schools to prepare over the next year for potential reductions to summer 2018 awards if the Legislature did not address any potential summer 2018 shortfalls during the 2018 legislative session. To date the department has indicated it does not intend to reconsider the use of the FY18 appropriation for summer 2017 programs, though department staff have not officially responded to the request.

The General Appropriation Act of 2013 transferred \$89.5 thousand in the Kindergarten Plus Fund to the K-3 Plus Fund; to date PED has not transferred these funds to the K-3 Plus Fund. These dollars could be used to fund an additional 74 students to participate in summer 2017 programs.

Other Funding Sources. PED has requested school districts and charter schools to consider using other funding sources to ensure summer 2017 K-3 Plus participation is not reduced. In Particular, PED has focused on the use of FY16 federal Title I carry over funds as an available funding source for summer 2017 K-3 Plus programs. Title I funds are carried forward annually – meaning this is not an unanticipated source of funding available to school districts and charter schools – and some school districts indicated they already had plans to use these funds for

other programs. Additional concerns were raised that using federal Title I funds to backfill reductions in state awards might violate federal Title I “supplement-not-supplant” requirements. APS raised the issue with PED, requesting an official response on the issue; however, to date PED has not provided a response. In addition to Title I funds, PED advised school districts and charter schools to use the 2 percent K-3 Plus set aside – statute requires school districts and charter schools to use up to 2 percent of the annual K-3 Plus award on student recruitment and to ensure regular attendance by K-3 Plus students – operational cash balances, and FY18 operational funding to serve the maximum number of students. This recommendation, however, has not been past practice, and may in some instances interfere with other planned programming.

PED’s Calculation of Summer 2017 Awards

The number of students awarded at individual school districts and charter schools for summer 2017 programs varies greatly and it appears PED eliminated funding at certain school sites. Awards ranged from a reduction of 56 percent of students in one summer 2017 award to an increase of 678 percent in another summer 2017 award.

The memo indicated the summer 2017 K-3 Plus awards were posted on PED’s website and that award letters would be sent a few days later. The sheet posted on PED’s website was district level data that did not include school specific awards. School districts and charter schools received their award letters, dated May 1, 2017, but again data was district-level and not school-level. Section 22.13.28 NSMA 1978 requires PED to notify schools that are awarded funding for K-3 Plus by April 15th of the calendar year. See Attachments 6 and 7.

In a memorandum from PED to superintendents and charter school administrators issued April 24, 2017, PED indicated “increased demand for the program, alongside budget reduction during tight fiscal times, have necessitated allocation adjustments” for summer 2017 programs. PED indicated increased participation combined with solvency measures being put in place statewide necessitated the following:

- A 15 percent reduction across all awards (based on a three year average of funded enrollment); and
- A shift from a full planning day to a half day in order to maximize dollars flowing to classrooms and students. See Attachment 5.

However, review of data provided by PED shows the department did not impose a 15 percent reduction across all awards, nor were reductions based on analysis of three years of funded enrollment.

The methodology PED used for most school districts and charter schools was to compare the number of students that participated at each individual school in summer 2016 with the number of students included in the summer 2017 application for each individual school. PED staff then applied a 15 percent reduction to the lower number of students at each individual school site – summer 2016 participation or summer 2017 application – to arrive at a number of funded students at each individual school site. This was done for each individual school within a school district and the total number of students for each school across a school district was added to arrive at the total number of students that would be funded at a particular school district. The same methodology was used for most charter schools.

The summer 2017 teacher preparation and planning awards were reduced from a full-day to a half-day, reducing preparation and planning awards to \$392 thousand compared with summer 2016 preparation and planning awards of \$786 thousand.

While this methodology appears to be consistent for most school districts and charter schools, it results in significantly different impacts to summer 2017 funding awards when compared with summer 2016 funding awards. See Attachment 3.

Exceptions to PED's 15 Percent Reduction Methodology. PED used a different methodology for making award decisions for nine school districts and three charter schools, though it appears several different methodologies were used for these 12 programs.

Programs with Fewer than 30 Students. In a meeting with LESC staff, PED indicated the department did not reduce the awards for school districts and charter schools that had fewer than 30 projected students. It is already difficult for these programs to cover K-3 Plus costs with only the K-3 Plus award, further reducing these awards would have likely required each program to use local or federal funding to cover the cost of the program. Five school districts – Carrizozo Municipal Schools, Chama Valley Independent Schools, Maxwell Municipal Schools, Vaughn Municipal Schools and Wagon Mound – and two charter schools – Cariños Charter School and William W. and Josephine Dorn Charter School – fall into this category. Of the seven, Carrizozo and Chama received funding for their entire request, Vaughn was awarded funding for five more students than they requested and than were served during the 2016 summer program, and the remaining three received funding to serve the same number of students they served in summer 2016 despite submitting grant proposals requesting funding for fewer students.

PED did not award funding for summer 2017 programs for a number of school sites that have historically participated in the program. For example, Columbus Elementary in Deming was eliminated from Deming's award. It is unclear what criteria PED used to deny the awards.

Other Methodologies. It is unclear how PED made award decisions for the remaining two programs - Clovis Municipal Schools and Las Vegas City Schools. These two school districts saw significant diversion from the methodology PED used for most other programs.

Clovis Municipal Schools. The award for Clovis Municipal Schools is an outlier when compared with other awards. Clovis Municipal Schools was funded for the first time in summer 2016 and received an initial award to serve 63 students but was only able to enroll 36 students. Had PED applied the same methodology that the department applied to other existing programs, Clovis would have received an award for 31 students. However, PED awarded Clovis funding for 280 students, an increase of 244 students, or 678 percent compared with summer 2016 funding (Clovis requested funding for 360 students). PED has been unable to explain to legislative staff the methodology that was used or criteria considered to make Clovis's award.

Las Vegas City Schools. Las Vegas City Schools also appears to be an outlier. While the school district enrolled 169 students in summer 2016 programs, data provided by PED shows the school only requested funding for 58 students. PED made an award to the school district to fund 159 students, or 274 percent more students than Las Vegas City Schools requested in their application. Again, PED has been unable to explain

the methodology that was used or criteria considered to make Las Vegas City Schools' award.

New Programs. At a time when PED was advising school district and charter school administrators that funding cuts for summer 2017 programs were absolutely necessary, the department made three awards for new summer 2017 programs – Mesa Vista Consolidated Schools, Zuni Public Schools, and Taos International Charter School. Mesa Vista and Taos international each received an award for 43 new students and Zuni received an award for 230 new students. While there is clearly value in serving these students, these new awards mean PED eliminated 316 students from other existing programs. In award letters, which PED indicated were standard across awards, PED notified school districts and charter schools that summer 2017 K-3 Plus funding is not to be used to add new sites this summer and school districts and charter schools will be liable for any costs associated with program expansion. Again, it is unclear what criteria PED used to evaluate the merits of these programs over existing programs.

Per-Student Reimbursement Rate. Data provided by PED shows the summer 2017 per-student reimbursement rates for individual school districts and charter schools deviate from the statutory minimum in many instances. The reimbursement rate for summer 2017 should be no less than \$1193.89 per student. It appears PED used more than 30 different reimbursement rates ranging from a low of \$976.77 for Roswell Independent School District programs to a high of \$1205.19 at Coral Community Charter School. Programs at 23 school districts and charter schools appear to be funded at an amount lower than the statutory minimum.

PED staff indicated Roswell's grant may anticipate the use of local funding sources to supplement the K-3 Plus award, though the department never verified this.

Individual School District Plans

Las Cruces Public Schools (LCPS) staff indicated they had to reorganize their programs due to reductions the number of students funded. LCPS requested funding to serve 2,079 students, though they only received funding to serve 1,767 students, or 15 percent fewer students than requested; however, the total funded number of students represents 912 fewer students than LCPS served during the summer 2016 program, or 34 percent fewer students. In response to the reductions, LCPS scaled back on K-3 Plus expenditures like fieldtrips and bus transportation, and was able to use federal Title I funding to help support an additional 178 students.

Albuquerque Public Schools and Santa Fe Public Schools received community support to help provide summer programming for students that were unable to enroll in K-3 Plus this summer. APS worked with community organizations to establish alternative summer programs at sites where K-3 Plus was eliminated while SFPS received \$40 thousand from the Santa Fe Community Foundation to fund additional students to participate in K-3 plus this summer because of their reduced K-3 Plus award.

In the summer of 2014, DPS extended its K-3 Plus program to fourth and fifth grade students in Columbus Elementary School. DPS expanded the K-5 plus program to all elementary students in the summer of 2015 using federal Title I funds and local operational funding.

PED reduced the number of students in Deming Public Schools' (DPS) award by 49 percent when compared with DPS's summer 2016 award. DPS received an award to serve 429 students in summer 2017

programs compared with 820 students funded in summer 2016 programs; Deming actually had fewer students participate in summer 2016 than their initial award. This impacted DPS's district-wide effort to provide K-3 Plus to all kindergarten through third grade students and extend the school year for fourth and fifth grade students. Deming indicated cuts in Title I funding - \$400 thousand in the current fiscal year and an anticipated \$100 thousand in FY18 - also impacted their district-wide implementation of an extended school-year for fourth and fifth grade students. Based on these cuts, DPS limited K-3 Plus participation to 429 students (the amount funded) and eliminated the summer 2017 program for fourth and fifth grade students. DPS indicated while all schools and students will be affected, Columbus Elementary will see the greatest reductions. Ninety percent of students attending Columbus Elementary are English learners and over 80 percent are eligible for free or reduced-fee lunch. Columbus has maintained a 95 percent participation rate in K-3 Plus and has maintained an average school grade of a B since 2014. Columbus had approximately 600 students served in kindergarten through fifth grade in summer 2016 (fourth and fifth grade students were funded with funding sources other than the K-3 Plus award), but because PED significantly reduced the award for Columbus, the school will only serve 193 students in kindergarten through third grade with their K-3 Plus award. The school will not be serving fourth or fifth grade students this summer.

22-13-28. K-3 plus; eligibility; application; reporting and evaluation.

A. The six-year K-3 plus pilot project has demonstrated that increased time in kindergarten and the early grades narrows the achievement gap between disadvantaged students and other students and increases cognitive skills and leads to higher test scores for all participants.

B. The "K-3 plus" program is created in the department to provide funding for additional educational time for students in kindergarten through third grade. K-3 plus shall be administered by the department and shall provide the funding for approved full-day kindergarten and grades one through three to be extended by at least twenty-five instructional days, beginning up to two months earlier than the regular school years.

C. K-3 plus shall be conducted upon application in:

(1) a high-poverty elementary school in which eighty percent or more of the students are eligible for free or reduced-fee lunch at the time the school applies for the program;

(2) an elementary school with a D or F school grade at the time of application or schools that improved their school grade with K-3 plus and wish to continue the program; or

(3) an elementary school that serves students in specific grade levels between kindergarten and third grade that is not otherwise eligible that receives students from or sends students to another elementary school that is eligible and participating in the regular course of the school district attendance zoning.

D. The department shall prioritize funding to school districts and charter schools that keep students that participate in K-3 plus with the same teacher and cohort of students during the regular school year.

E. The department shall promulgate rules for application requirements and procedures and criteria for evaluating applications. In evaluating applications for K-3 plus, the department shall grant priority to those schools with research-based, scientific reading strategies and programs. An applicant shall demonstrate that its K-3 plus program will meet all department standards and employ only qualified teachers and other staff.

F. K-3 plus programs shall be funded at no less than thirty percent of the unit value per student. Up to two percent of the money received by a school district shall be used for student recruitment and to ensure regular attendance by K-3 plus students. Funding for individual school programs shall be based on enrollment on the fifteenth day of the program.

G. School districts and charter schools that meet the qualifications for K-3 plus funding may submit applications by March 15 for the succeeding fiscal year. The department shall notify all school districts and charter schools by February 1 that applications will be accepted until March 15 and that final funding is contingent on the final unit value set by the secretary. The notification shall include the application and any requirements for supplementary documentation. Applications may be submitted electronically or by mail or other delivery. Schools that are awarded funding for K-3 plus for the next school year shall be notified by April

15 of the calendar year.

H. The department shall provide additional professional development for K-3 plus teachers in how young children learn to read. Teachers and educational assistants shall be paid at the same rate and under the same terms for K-3 plus as teachers and educational assistants are paid for regular educational programs.

I. Students participating in K-3 plus shall be evaluated at the beginning of K-3 plus, and their progress shall be measured through department-approved summative and formative assessments.

J. The department shall establish reporting and evaluation requirements for participating schools, including student and program assessments. The department shall report annually to the legislature and the governor on the efficacy of K-3 plus.

K. The department may use up to four percent of any appropriation made by the legislature for K-3 plus for professional development for participating educators and department administrative costs.

L. The department shall develop and disseminate information on best practices in the areas of student recruitment, retention and academic success of early learners.

M. The secretary shall appoint a "K-3 plus advisory committee" composed of representatives of school districts that participate in K-3 plus and other stakeholders. The advisory committee shall meet twice a year to advise the department on K-3 plus implementation.

History: Laws 2007, ch. 12, § 1; 2012, ch. 21, § 1; 2013, ch. 175, § 1; 2015, ch. 75, § 1; 2017, ch. 19, § 1.

The 2017 amendment, effective March 17, 2017, expanded eligibility to participate in the K-3 plus program to elementary schools that feed into K-3 plus eligible schools and participating schools, and required the public education department to prioritize funding to school districts and charter schools that keep K-3 plus students with the same teacher and cohort of students for the school year; in Subsection C, after "upon application in", deleted the remainder of the subsection and added new Paragraphs C(1) through C(3); and added a new Subsection D and redesignated the succeeding subsections accordingly.

The 2015 amendment, effective April 8, 2015, provided for schools that qualified for the K-3 plus program because they had a D or F school grade to continue participating in the K-3 plus program if they improved their letter grade to a C or better; in Subsection B, after "educational time for", deleted "disadvantaged"; in Subsection C, after "conducted", added "upon application", after "public schools", added "schools with a D or F grade the previous year or schools that improved their school grade with the K-3 plus program and wish to continue the program", and after "applies for the program", deleted the remainder of the subsection.

Applicability. — Laws 2015, ch. 75, § 2 provided that for the summer 2015 K-3 plus program, the public education department may accept applications from schools that meet the requirements of Laws 2015, ch. 75, § 1 and withhold its decision on the applications until the effective date of Laws 2015, ch. 75, § 1. Laws 2015, ch. 75 contained an emergency clause and was approved April 8, 2015.

The 2013 amendment, effective April 4, 2013, changed eligibility and testing requirements for the K-3 plus program, used tenth-day enrollment data for funding; clarified notice of application deadlines; in

Subsection C, after "public school in which", deleted "eighty-five" and added "eighty" and after "applies for the program", added "or an elementary school with a D or F grade the previous year"; in Subsection E, added the third sentence; in Subsection F, added the first through fourth sentences; in Subsection H, after "standardized" added "department-approved summative and formative" and after "assessments", deleted "as follows"; deleted former Paragraph (1) of Subsection H, which required a literacy assessment measuring the acquisition of reading skills; and deleted "in numeracy, in grades three and four" of former Paragraph (2) of Subsection H.

The 2012 amendment, effective May 16, 2012, converted K-3 plus from a pilot project to a program in the public education department; in the title, deleted "pilot project"; in Subsection A, deleted the former first sentence, which created K-3 plus as a six-year pilot project that extended the school year for kindergarten through third grade by up to two months, in the current first sentence, deleted "The purpose of" and added "The six-year", after "K-3 plus", deleted "is to demonstrate" and added "pilot project has demonstrated"; in Subsection B, added the first sentence and at the end of the second sentence, deleted "other classes" and added "the regular school years"; in Subsection D, in the first sentence, after "The department shall", deleted "determine" and added "promulgate rules for" and in the second sentence, after "those schools with", deleted "kindergarten plus" and added "research-based, scientific reading strategies and", and after "reading strategies and programs", deleted "that have received one or more satisfactory annual evaluations"; added Subsections E and F; in Subsection H, in Paragraph (1), after "in literacy", deleted "the dynamic indicator of basic early literacy skills" and added "an assessment approved and provided by the department that measures the acquisition of reading skills, including phonological awareness, phonics, spelling, reading fluency, vocabulary and comprehension"; in Subsection I, in the second sentence, after "The department shall", deleted "provide interim and final reports" and added "report"; and added Subsections K and L.

22-13-28.1. K-3 plus fund; created; administration; current appropriation.

The "K-3 plus fund" is created as a nonreverting fund in the state treasury. The fund consists of appropriations, gifts, grants and donations. The department shall administer the fund and money in the fund is appropriated to the department for K-3 plus programs, K-3 plus-related professional development and department administrative costs as provided in Section 22-13-28 NMSA 1978. Any unexpended or unencumbered balance of the fiscal year 2012 appropriation for K-3 plus in Subsection I of Section 4 of Chapter 179 of Laws 2011 shall not revert to the general fund and shall be transferred to the K-3 plus fund.

History: Laws 2012, ch. 21, § 2.

Effective dates. — Laws 2012, ch. 21 contained no effective date provision, but, pursuant to N.M. Const., art. IV, § 23, was effective May 16, 2012, 90 days after the adjournment of the legislature.

Summer 2016 Final and Summer 2017 Initial K-3 Plus Awards by School District

School District or Charter School	Summer 2016							Summer 2017					
	Initial Award		Final Award					Initial Award					
	Application Enrollment Request	Total Initial Funding	Actual Enroll.	Final Funding for Enrollment	Per-Student Funding	Prep and Planning Day	Total Final Funding	Application Enrollment Request	Funded Enroll.	Initial Funding for Enrollment	Per-student funding	Prep and Planning Day	Total Initial Funding
1 Alamogordo Public Schools	111	\$139,283	110	\$133,238	\$1,211.25	\$4,835	\$138,072	120	94	\$111,639	\$1,187.65	\$1,065	\$112,704
2 Albuquerque Public Schools	3,887	\$4,852,223	4,963	\$6,011,434	\$1,211.25	\$144,227	\$6,155,661	3744	2,989	\$3,569,403	\$1,194.18	\$100,565	\$3,669,969
3 Artesia Public Schools	383	\$477,257	398	\$482,078	\$1,211.25	\$13,348	\$495,426	380	320	\$382,617	\$1,195.68	\$7,196	\$389,814
4 Belen Consolidated Schools	390	\$487,859	331	\$400,924	\$1,211.25	\$15,472	\$416,395	172	146	\$174,563	\$1,195.64	\$3,014	\$177,577
5 Bernalillo Public Schools	371	\$463,527	344	\$416,670	\$1,211.25	\$14,153	\$430,823	325	276	\$329,843	\$1,195.08	\$5,720	\$335,562
6 Carriños Charter School	District charter in 2016 - Included with Espanola Public Schools total							25	25	\$29,850	\$1,194.00	\$735	\$30,585
7 Carlsbad Municipal Schools	225	\$282,168	266	\$322,193	\$1,211.25	\$9,604	\$331,796	208	162	\$192,831	\$1,190.31	\$5,192	\$198,023
8 Carrizozo Municipal Schools	27	\$34,441	27	\$32,704	\$1,211.25	\$1,733	\$34,437	27	27	\$32,233	\$1,193.80	\$842	\$33,075
9 Central Consolidated Schools	825	\$1,038,524	697	\$844,241	\$1,211.25	\$39,119	\$883,360	713	606	\$723,502	\$1,193.90	\$15,685	\$739,187
10 Chama Valley Independent Schools	26	\$33,608	36	\$43,605	\$1,211.25	\$2,115	\$45,720	35	29	\$34,626	\$1,194.00	\$709	\$35,335
11 Clovis Municipal Schools	63	\$80,933	36	\$43,605	\$1,211.25	\$4,625	\$48,230	360	280	\$334,320	\$1,194.00		\$334,320
12 Cobre Consolidated Schools	194	\$248,980	193	\$233,771	\$1,211.25	\$13,968	\$247,739	191	164	\$195,843	\$1,194.16	\$6,553	\$202,396
13 Coral Community Charter	40	\$51,193	57	\$69,041	\$1,211.25	\$2,743	\$71,785	57	48	\$57,849	\$1,205.19	\$1,138	\$58,988
14 Deming Public Schools	958	\$1,194,015	820	\$993,225	\$1,211.25	\$33,637	\$1,026,862	903	429	\$512,525	\$1,194.70	\$16,146	\$528,670
15 Dexter Consolidated Schools	108	\$134,754	98	\$118,703	\$1,211.25	\$3,939	\$122,642	95	81	\$96,416	\$1,190.31	\$1,998	\$98,414
16 Dulce Independent Schools	69	\$85,921	79	\$95,689	\$1,211.25	\$2,345	\$98,034	80	67	\$80,177	\$1,196.67	\$1,224	\$81,401
17 Española Public Schools	478	\$604,534	403	\$488,134	\$1,211.25	\$25,557	\$513,690	469	326	\$389,722	\$1,195.47	\$10,357	\$400,079
18 Eunice Municipal Schools	104	\$129,100	107	\$129,604	\$1,211.25	\$3,114	\$132,718	94	80	\$95,401	\$1,192.51	\$1,686	\$97,087
19 Gadsden Independent Schools	1,505	\$1,876,539	1,362	\$1,649,723	\$1,211.25	\$53,607	\$1,703,330	1359	1,074	\$1,281,604	\$1,193.30	\$24,318	\$1,305,922
20 Gallup-McKinley County Schools	830	\$1,041,210	898	\$1,087,703	\$1,211.25	\$35,872	\$1,123,575	857	698	\$833,233	\$1,193.74	\$17,717	\$850,950
21 Grants-Cibola County Schools	323	\$408,416	285	\$345,206	\$1,211.25	\$17,183	\$362,389	284	240	\$286,202	\$1,192.51	\$8,110	\$294,312
22 Hagerman Municipal Schools	73	\$91,773	73	\$88,421	\$1,211.25	\$3,352	\$91,773	75	62	\$74,088	\$1,194.96	\$1,656	\$75,743
23 Hatch Valley Public Schools	164	\$205,330	168	\$203,490	\$1,211.25	\$6,685	\$210,175	164	138	\$164,414	\$1,191.40	\$3,912	\$168,326
24 Hobbs Municipal Schools	353	\$448,959	298	\$360,953	\$1,211.25	\$21,387	\$382,340	298	253	\$302,440	\$1,195.42	\$3,200	\$305,640
25 Jemez Mountain Public Schools	35	\$44,156	29	\$35,126	\$1,211.25	\$1,757	\$36,883	50	43	\$50,745	\$1,180.12	\$1,243	\$51,988
26 Jemez Valley Public Schools	43	\$52,977	34	\$41,183	\$1,211.25	\$887	\$42,069	40	29	\$34,620	\$1,193.80	\$980	\$35,600
27 La Promesa Early Learning	243	\$302,268	243	\$294,334	\$1,211.25	\$7,934	\$302,268	200	170	\$202,980	\$1,194.00	\$3,406	\$206,386
28 La Tierra Montessori School	21	\$26,232				\$796							
29 Las Cruces Public Schools	2,079	\$2,597,247	2,679	\$3,244,939	\$1,211.25	\$78,746	\$3,323,685	2079	1,767	\$2,109,977	\$1,194.10	\$33,823	\$2,143,800
30 Las Vegas City Public Schools	154	\$192,212	169	\$204,701	\$1,211.25	\$5,679	\$210,381	85	159	\$189,846	\$1,194.00	\$8,060	\$197,906
31 Lordsburg Municipal Schools	85	\$106,471	94	\$113,858	\$1,211.25	\$3,515	\$117,372	85	72	\$86,267	\$1,198.15	\$1,451	\$87,718
32 Los Lunas Public Schools	516	\$644,147	528	\$639,540	\$1,211.25	\$19,142	\$658,682	429	359	\$428,288	\$1,193.00	\$3,160	\$431,448
33 Loving Municipal Schools	64	\$79,833	52	\$62,985	\$1,211.25	\$2,313	\$65,298	52	44	\$52,766	\$1,199.23	\$922	\$53,688
34 Lovington Municipal Schools	86	\$115,267	110	\$133,238	\$1,211.25	\$6,669	\$139,907	120	94	\$111,639	\$1,187.65	\$3,300	\$114,939
35 Maxwell Municipal Schools	12	\$21,204	13	\$15,746	\$1,211.25	\$11,086	\$26,833	12	13	\$15,522	\$1,194.00	\$115	\$15,637
36 Mesa Vista Consolidated Schools								50	43	\$50,745	\$1,180.12	\$597	\$51,342
37 Mora Independent Schools	39	\$50,915	50	\$60,563	\$1,211.25	\$3,671	\$64,233	47	40	\$47,700	\$1,192.51	\$1,362	\$49,062
38 Moriarty-Edgewood School District	100	\$125,072	76	\$92,055	\$1,211.25	\$3,932	\$95,987						
39 Mountainair Public Schools	14	\$18,276	19	\$23,014	\$1,211.25	\$1,317	\$24,331						
40 North Valley Academy	65	\$81,039	79	\$95,689	\$1,211.25	\$2,308	\$97,996	79	67	\$80,177	\$1,196.67	\$1,247	\$81,424
41 Pecos Independent Schools	72	\$89,946	68	\$82,365	\$1,211.25	\$2,736	\$85,101	65	55	\$65,969	\$1,199.43	\$1,408	\$67,377
42 Questa Independent Schools	47	\$59,031	45	\$54,506	\$1,211.25	\$2,102	\$56,609	50	40	\$47,700	\$1,192.51	\$1,111	\$48,811

Summer 2016 Final and Summer 2017 Initial K-3 Plus Awards by School District

School District or Charter School	Summer 2016							Summer 2017						
	Initial Award		Final Award					Initial Award						
	Application Enrollment Request	Total Initial Funding	Actual Enroll.	Final Funding for Enrollment	Per-Student Funding	Prep and Planning Day	Total Final Funding	Application Enrollment Request	Funded Enroll.	Initial Funding for Enrollment	Per-student funding	Prep and Planning Day	Total Initial Funding	
43 Rio Rancho Public Schools	297	\$371,195	303	\$367,009	\$1,211.25	\$11,454	\$378,463	303	258	\$307,515	\$1,191.92	\$15,338	\$322,853	43
44 Roswell Independent Schools	1,487	\$1,854,792	1,625	\$1,968,281	\$1,211.25	\$53,663	\$2,021,944	1634	1,303	\$1,272,733	\$976.77		\$1,272,733	44
45 Ruidoso Municipal Schools	105	\$133,355	97	\$117,491	\$1,211.25	\$6,173	\$123,665	92	78	\$93,371	\$1,197.06	\$1,647	\$95,018	45
46 Santa Fe Public Schools	1,155	\$1,443,855	1,078	\$1,305,728	\$1,211.25	\$44,861	\$1,350,588	1167	915	\$1,093,047	\$1,194.59	\$22,558	\$1,115,605	46
47 Socorro Consolidated Schools	118	\$146,527	95	\$115,069	\$1,211.25	\$3,582	\$118,651	120	81	\$96,416	\$1,190.31	\$1,375	\$97,791	47
48 Taos International School								43	43	\$51,342	\$1,194.00	\$1,060	\$52,402	48
49 Taos Municipal Schools	209	\$261,997	209	\$253,151	\$1,211.25	\$8,815	\$261,966	205	174	\$208,020	\$1,195.52	\$4,605	\$212,625	49
50 Truth or Consequences Municipal Schools	126	\$157,264	121	\$146,561	\$1,211.25	\$4,627	\$151,189	125	103	\$122,803	\$1,192.26	\$2,798	\$125,601	50
51 Turquoise Trail Charter School	81	\$101,204	96	\$116,280	\$1,211.25	\$3,093	\$119,373	105	82	\$97,430	\$1,188.18	\$1,917	\$99,347	51
52 Vaughn Municipal Schools	10	\$18,695	10	\$12,113	\$1,211.25	\$6,581	\$18,693	15	15	\$17,907	\$1,193.80	\$875	\$18,782	52
53 Wagon Mound Public Schools	15	\$26,160	20	\$24,225	\$1,211.25	\$7,989	\$32,214	17	20	\$23,876	\$1,193.80	\$745	\$24,621	53
54 West Las Vegas Public Schools	139	\$174,096	148	\$179,265	\$1,211.25	\$5,732	\$184,997	135	112	\$133,967	\$1,196.13	\$2,788	\$136,755	54
55 William W Josephine Dorn Charter School	25	\$32,264	27	\$32,704	\$1,211.25	\$1,979	\$34,683	28	27	\$32,238	\$1,194.00	\$913	\$33,151	55
56 Zuni Public Schools								464	230	\$274,620	\$1,194.00		\$274,620	56
57 Statewide Total	18,949	\$23,738,242	20,166	\$24,425,272	\$1,211.25	\$785,758	\$25,211,030	18,931	15,050	\$17,685,564	\$1,175.12	\$357,540	\$18,043,104	57

Source: LESC Files

¹ Summer 2017 school district student counts highlighted in green were not reduced by 15 percent.

² Summer 2017 school district funding highlighted in yellow received a rate below 30 percent of the FY17 final unit value of \$1,193.89.

³ Roswell, highlighted in red, is funded for summer 2017 at a per-student rate of \$976.73.

Differences in K-3 Plus Enrollment and Funding from Summer 2016 to Summer 2017

	Summer 16		Summer 17								
	A Actual Enrollment	B Final Funding	C Application Enrollment Request	D Percent Change vs. S16 (C-A)/A	E Funded Enrollment	F Percent Change vs. Application (E-C)/C	G Percent Change vs. S16 (E-A)/A	H Summer 17 Initial Funding	I Difference from Summer 16	J Percent Change vs. S16 I/B	
1 Alamogordo Public Schools	110	\$138,072	120	9%	94	-22%	-15%	\$112,704	(\$25,369)	-18%	1
2 Central Consolidated Schools	697	\$883,360	713	2%	606	-15%	-13%	\$739,187	(\$144,173)	-16%	2
3 Clovis Municipal Schools	36	\$48,230	360	900%	280	-22%	678%	\$334,320	\$286,090	593%	3
4 Deming Public Schools	820	\$1,026,862	903	10%	429	-52%	-48%	\$528,670	(\$498,192)	-49%	4
5 Dulce Independent Schools	79	\$98,034	80	1%	67	-16%	-15%	\$81,401	(\$16,632)	-17%	5
6 Española Public Schools	403	\$513,690	469	16%	326	-30%	-19%	\$400,079	(\$113,612)	-22%	6
7 Hagerman Municipal Schools	73	\$91,773	75	3%	62	-17%	-15%	\$75,743	(\$16,030)	-17%	7
8 Jemez Mountain Public Schools	29	\$36,883	50	72%	43	-14%	48%	\$51,988	\$15,104	41%	8
9 Jemez Valley Public Schools	34	\$42,069	40	18%	29	-28%	-15%	\$35,600	(\$6,469)	-15%	9
10 Lovington Municipal Schools	110	\$139,907	120	9%	94	-22%	-15%	\$114,939	(\$24,968)	-18%	10
11 Questa Independent Schools	45	\$56,609	50	11%	40	-20%	-11%	\$48,811	(\$7,797)	-14%	11
12 Roswell Independent Schools	1,625	\$2,021,944	1,634	1%	1,303	-20%	-20%	\$1,272,733	(\$749,211)	-37%	12
13 Santa Fe Public Schools	1,078	\$1,350,588	1,167	8%	915	-22%	-15%	\$1,115,605	(\$234,984)	-17%	13
14 Socorro Consolidated Schools	95	\$118,651	120	26%	81	-33%	-15%	\$97,791	(\$20,860)	-18%	14
15 Truth or Consequences Municipal Schools	121	\$151,189	125	3%	103	-18%	-15%	\$125,601	(\$25,587)	-17%	15
16 Turquoise Trail Charter School	96	\$119,373	105	9%	82	-22%	-15%	\$99,347	(\$20,026)	-17%	16
17 Vaughn Municipal Schools	10	\$18,693	15	50%	15	0%	50%	\$18,782	\$89	0%	17
18 William W Josephine Dorn Charter School	27	\$34,683	28	4%	27	-4%	0%	\$33,151	(\$1,532)	-4%	18
19 District Totals and Average Percent Change	5488	\$6,890,611	6,174	13%	4,596	-26%	-16%	\$5,286,453	(\$1,604,158)	-23%	19

	Summer 16		Summer 17								
	A Actual Enrollment	B Final Funding	C Application Enrollment Request	D Percent Change vs. S16 (C-A)/A	E Funded Enrollment	F Percent Change vs. Application (E-C)/C	G Percent Change vs. S16 (E-A)/A	H Summer 17 Initial Funding	I Difference from Summer 16	J Percent Change vs. S16 I/B	
20 Cariños Charter School (Previous Year Data Unavailable)			25		25	0%		\$30,585			20
21 Carrizozo Municipal Schools	27	\$34,437	27	0%	27	0%	0%	\$33,075	(\$1,362)	-4%	21
22 Coral Community Charter	57	\$71,785	57	0%	48	-16%	-16%	\$58,988	(\$12,797)	-18%	22
23 Hobbs Municipal Schools	298	\$382,340	298	0%	253	-15%	-15%	\$305,640	(\$76,700)	-20%	23
24 Loving Municipal Schools	52	\$65,298	52	0%	44	-15%	-15%	\$53,688	(\$11,610)	-18%	24
25 North Valley Academy	79	\$97,996	79	0%	67	-15%	-15%	\$81,424	(\$16,573)	-17%	25
26 Rio Rancho Public Schools	303	\$378,463	303	0%	258	-15%	-15%	\$322,853	(\$55,610)	-15%	26
27 District Totals and Average Percent Change	816	\$1,030,318	841	3%	722	-14%	-14%	\$886,252	(\$174,651)	-17%	27

Differences in K-3 Plus Enrollment and Funding from Summer 2016 to Summer 2017

School Districts and Charter Schools Requesting Decreased Enrollment	Summer 16		Summer 17								
	A Actual Enrollment	B Final Funding	C Application Enrollment Request	D Percent Change vs. S16 (C-A)/A	E Funded Enrollment	F Percent Change vs. Application (E-C)/C	G Percent Change vs. S16 (E-A)/A	H Summer 17 Initial Funding	I Difference from Summer 16	J Percent Change vs. S16 I/B	
28 Albuquerque Public Schools	4,963	\$6,155,661	3,744	-25%	2,989	-20%	-40%	\$3,669,969	(\$2,485,692)	-40%	28
29 Artesia Public Schools	398	\$495,426	380	-5%	320	-16%	-20%	\$389,814	(\$105,612)	-21%	29
30 Belen Consolidated Schools	331	\$416,395	172	-48%	146	-15%	-56%	\$177,577	(\$238,818)	-57%	30
31 Bernalillo Public Schools	344	\$430,823	325	-6%	276	-15%	-20%	\$335,562	(\$95,260)	-22%	31
32 Carlsbad Municipal Schools	266	\$331,796	208	-22%	162	-22%	-39%	\$198,023	(\$133,773)	-40%	32
33 Chama Valley Independent Schools	36	\$45,720	35	-3%	29	-17%	-19%	\$35,335	(\$10,385)	-23%	33
34 Cobre Consolidated Schools	193	\$247,739	191	-1%	164	-14%	-15%	\$202,396	(\$45,343)	-18%	34
35 Dexter Consolidated Schools	98	\$122,642	95	-3%	81	-15%	-17%	\$98,414	(\$24,228)	-20%	35
36 Eunice Municipal Schools	107	\$132,718	94	-12%	80	-15%	-25%	\$97,087	(\$35,632)	-27%	36
37 Gadsden Independent Schools	1,362	\$1,703,330	1,359	0%	1,074	-21%	-21%	\$1,305,922	(\$397,408)	-23%	37
38 Gallup-McKinley County Schools	898	\$1,123,575	857	-5%	698	-19%	-22%	\$850,950	(\$272,625)	-24%	38
39 Grants-Cibola County Schools	285	\$362,389	284	0%	240	-15%	-16%	\$294,312	(\$68,077)	-19%	39
40 Hatch Valley Public Schools	168	\$210,175	164	-2%	138	-16%	-18%	\$168,326	(\$41,849)	-20%	40
41 La Promesa Early Learning	243	\$302,268	200	-18%	170	-15%	-30%	\$206,386	(\$95,882)	-32%	41
42 Las Cruces Public Schools	2,679	\$3,323,685	2,079	-22%	1,767	-15%	-34%	\$2,143,800	(\$1,179,885)	-35%	42
43 Las Vegas City Public Schools	169	\$210,381	85	-50%	159	87%	-6%	\$197,906	(\$12,475)	-6%	43
44 Lordsburg Municipal Schools	94	\$117,372	85	-10%	72	-15%	-23%	\$87,718	(\$29,655)	-25%	44
45 Los Lunas Public Schools	528	\$658,682	429	-19%	359	-16%	-32%	\$431,448	(\$227,234)	-34%	45
46 Maxwell Municipal Schools	13	\$26,833	12	-8%	13	8%	0%	\$15,637	(\$11,196)	-42%	46
47 Mora Independent Schools	50	\$64,233	47	-6%	40	-15%	-20%	\$49,062	(\$15,171)	-24%	47
48 Moriarty-Edgewood School District	76	\$95,987		-100%			-100%		(\$95,987)	-100%	48
49 Mountainair Public Schools	19	\$24,331		-100%			-100%		(\$24,331)	-100%	49
50 Pecos Independent Schools	68	\$85,101	65	-4%	55	-15%	-19%	\$67,377	(\$17,724)	-21%	50
51 Ruidoso Municipal Schools	97	\$123,665	92	-5%	78	-15%	-20%	\$95,018	(\$28,647)	-23%	51
52 Taos Municipal Schools	209	\$261,966	205	-2%	174	-15%	-17%	\$212,625	(\$49,341)	-19%	52
53 Wagon Mound Public Schools	20	\$32,214	17	-15%	20	18%	0%	\$24,621	(\$7,593)	-24%	53
54 West Las Vegas Public Schools	148	\$184,997	135	-9%	112	-17%	-24%	\$136,755	(\$48,242)	-26%	54
55 District Totals and Average Percent Change	13,862	\$17,290,102	11,359	-18%	9,416	-17%	-32%	\$11,492,036	(\$5,798,066)	-34%	55

New Programs in Summer 2017	Summer 16		Summer 17								
	A Actual Enrollment	B Final Funding	C Application Enrollment Request	D Percent Change vs. S16 (C-A)/A	E Funded Enrollment	F Percent Change vs. Application (E-C)/C	G Percent Change vs. S16 (E-A)/A	H Summer 17 Initial Funding	I Difference from Summer 16	J Percent Change vs. S16 I/B	
56 Mesa Vista Consolidated Schools			50		43	-14%		\$51,342			56
57 Taos International School			43		43	0%		\$52,402			57
58 Zuni Public Schools			464		230	-50%		\$274,620			58
59 District Totals and Average Percent Change			557		316	-43%		\$378,364			59

Source: PED and LESC Files

State of New Mexico
LEGISLATIVE EDUCATION STUDY COMMITTEE

ATTACHMENT 4

REPRESENTATIVES

Dennis J. Roch, Chair
Tomás E. Salazar
James E. Smith
Sheryl M. Williams Stapleton
Christine Trujillo
Monica Youngblood

325 Don Gaspar, Suite 200, Santa Fe, NM 87501
Phone: (505) 986-4591 Fax: (505) 986-4338

Rachel S. Gudgel
Director



SENATORS

John M. Sapien, Vice Chair
Craig W. Brandt
Gay G. Kernan
Howie C. Morales

ADVISORY

Jacob R. Candelaria
Carlos R. Cisneros
Lee S. Cotter
Daniel A. Ivey-Soto
Linda M. Lopez
Michael Padilla
John Pinto
William P. Soules
Mimi Stewart
Pat Woods

ADVISORY

Alonzo Baldonado
Jim Dines
Nora Espinoza
David M. Gallegos
Stephanie Garcia Richard
Jimmie C. Hall
D. Wonda Johnson
Timothy D. Lewis
G. Andrés Romero
Patricia Roybal Caballero
James G. Townsend

May 17, 2017

Secretary Hanna Skandera
Public Education Department
Jerry Apodaca Education Building
300 Don Gaspar Avenue
Santa Fe, NM 87501

Dear Ms. Skandera:

We appreciate the Public Education Department's (PED) willingness to work with legislative staff to understand PED's recent K-3 Plus award decisions for summer 2017 programs but remain concerned about PED's decision to significantly decrease the number of students funded. Data provided by PED to legislative staff shows a 4 percent reduction in summer 2017 awards but a 30 percent reduction in the number of students funded. Based on the statutory minimum per-student reimbursement rate and data provided to legislative staff by PED, it appears the department could have funded more than 2,150 additional students to participate this summer.

As you are aware, school districts and charter schools have worked hard over the past six years to improve participation in the program. In the past, schools had a difficult time enrolling students, and initial applications often had more students than schools could recruit to participate in the program – an issue discussed by the K-3 Plus Advisory Committee a number of years ago. In the summer 2016 program, for the first time in the history of the program, schools were able to enroll more students than initially funded, demonstrating higher demand for a program that has been proven to close the achievement gap for the state's most vulnerable students.

We are concerned the significant cuts PED implemented to summer 2017 programs – some of which were implemented to ensure enough funds for summer 2018 June start-up programs – will negatively impact the progress that has been made over the past several years. PED staff indicated the department withheld around \$10 million of the FY18 appropriation for summer 2018 programs. As you are aware, the department's decision to fund almost 6,250 fewer student this summer has caused issues for both

parents and schools. Many parents are left without high-quality summer programming options for their elementary students. Additionally, policymakers were unaware of anticipated cuts to the summer 2017 program, as PED did not make final summer 2016 awards available to legislative staff until May 8, 2017 – too late to analyze and provide information to members for consideration during the 2017 legislative session.


At the risk of funding shortfalls in summer 2018 programs, we respectfully request PED reconsider summer 2017 awards, and consider using the FY18 appropriation for summer 2017 programs. Additionally, there is \$89.5 thousand in the Kindergarten Plus Fund the department can use for summer 2017 programs. PED should have transferred these into the K-3 Plus Fund pursuant to Paragraph 70 of the General Appropriation Act of 2013; to date they have not been transferred. This would fund more students to participate this summer, leaving sufficient time for the Legislature to consider the need for additional funding for summer 2018 programs during the 2018 legislative session.

We appreciate your attention to this request.

Sincerely,



Rachel S. Gudgel, LESC Director



David Abbey, LFC Director

Cc: 2016 LESC and LFC members



STATE OF NEW MEXICO
 PUBLIC EDUCATION DEPARTMENT
 300 DON GASPAR
 SANTA FE, NEW MEXICO 87501-2786
 Telephone (505) 827-5800
www.ped.state.nm.us

HANNA SKANDERA
 SECRETARY OF EDUCATION

SUSANA MARTINEZ
 GOVERNOR

April 24, 2017

MEMORANDUM

TO: Superintendents and Charter School Administrators

FROM: Michael Miller, Director, Literacy Bureau

RE: K-3 Plus Summer 2017 Allocations

Over the course of the last several weeks, the PED's Literacy Bureau met with many of you and your district teams regarding the K-3 Plus application. Thank you for your ongoing input and partnership on behalf of our students.

Projected costs associated with the Summer 2017 K-3 Plus program continue to increase as our schools are serving more students than ever before. This increased demand for the program, alongside budget reductions during tight fiscal times, have necessitated allocation adjustments. Throughout the budgeting process, our team sought to maintain program levels for students and to partner with you to expand services. With more districts participating and more students accessing summer programming, combined with solvency measures being put in place statewide, the following actions are required:

- A 15% reduction across all awards (based on a 3 year average of funded enrollment); and
- A shift from a full planning day to a half day in order to maximize dollars flowing to classrooms and students

The Summer 2017 K-3 Plus awards have been posted on the PED's website for your review. Please find them at: <http://www.ped.state.nm.us/ped/AdminServicesDocs/planningdocs/K-3PlusFY17FY18summer17allocationtable.pdf>.

Award Letters for your schools' program(s) will follow in the next several days. Please don't hesitate to contact me with questions. Thank you for all you do for the students of New Mexico



STATE OF NEW MEXICO
 PUBLIC EDUCATION DEPARTMENT
 300 DON GASPAR
 SANTA FE, NEW MEXICO 87501-2786
 Telephone (505) 827-5800
www.ped.state.nm.us

HANNA SKANDERA
 SECRETARY OF EDUCATION

SUSANA MARTINEZ
 Governor

May 1, 2017

Ms. Raquel Reedy, Superintendent
 Albuquerque Public Schools
 P.O. Box 25704
 Albuquerque, NM 87125

RE: K-3 Plus FY17 Award

Dear Superintendent Reedy:

The Public Education Department (PED) has reviewed and approved the Albuquerque Public Schools' FY17 June application for the K-3 Plus extended school year program. The initial awarded amount is \$1,760,982.37 which is based on allotted enrollment and available funding:

	Number of Students	Planning Day Amount	Amount (Including Planning Day)
District Total:	2,989	\$100,565.38	\$1,760,982.37

The final allocation noted above provides for the maximum number of students authorized for the June 2017 program.

The funding provided shall not be used by districts to add new sites in 2017 and shall not exceed the approved enrollment numbers from the award letter. If a district or charter adds other schools sites or students, the district or charter is liable for all additional costs. The PED will not reimburse districts or charters for additional students or programs.

The K-3 Plus program provides funding for additional educational time for students in kindergarten through third grade with at least 25 instructional days, beginning up to two months earlier than the regular school year. If services, as required by the Individual Education Plan (IEP) exceed the available funding from the K-3 Plus award, then the district's special education federal budget should be used as a funding source to meet the IEP's requirements. It is important to note that school districts must meet the Maintenance of Effort (MOE) requirements at 34 CFR § 300.203, of the Individuals with Disabilities Education Act (IDEA) regulations. The expenditure levels for special education and related services must

be maintained or must exceed the previous year, unless a district has allowable exceptions under 34 CFR § 300.204. School districts can only use IDEA funds for the excess cost of providing special education and related services for students with disabilities.


Funding under this award must be used as specified by legislation. All expenditures must be in accordance with fiscal regulations and the approved application through the Literacy and Early Childhood Bureau of the Public Education Department. Any budgetary items within the K-3 Plus District/Charter application, considered unallowable, will not be funded or reimbursed. All expenses designed to encourage student attendance in the program must have an instructional focus in order to be eligible for reimbursement.

In order to budget these funds, please submit an electronic FY17 Budget Adjustment Request (BAR) through the Operating Business Management System (OBMS) for \$1,760,982.37 no later than **May 26, 2017**. Use **Fund Code 27166 and Revenue Code 43202**. The flow-through BAR process is located on the PED website at <http://ped.state.nm.us/PED/Fiscal/GrantsMgmtIndex.html>.

These funds are provided on a reimbursement basis only using OBMS Requests for Reimbursement (RfR) and must be accompanied by an expenditure report with documentation supporting the claim. The FY17 K-3 Plus award must be expended by **June 30, 2017**. Carryover is not allowed. **All RfRs must be submitted on or before July 7, 2017.**

If you have questions regarding your K-3 Plus award, please contact Michael Miller, Literacy Bureau Director, at (505) 827-6567 or Michael.Miller2@state.nm.us. To reach the Fiscal Grants Management Bureau, please contact Susan Lucero at (505) 827-3848 or susan.lucero@state.nm.us.

Best regards,



Hipolito "Paul" Aguilar
Deputy Secretary, Finance and Operations

HA/MM/myp



STATE OF NEW MEXICO
 PUBLIC EDUCATION DEPARTMENT
 300 DON GASPAR
 SANTA FE, NEW MEXICO 87501-2786
 Telephone (505) 827-5800
www.ped.state.nm.us

HANNA SKANDERA
 SECRETARY OF EDUCATION

SUSANA MARTINEZ
 Governor

May 1, 2017

Ms. Raquel Reedy, Superintendent
 Albuquerque Public Schools
 P.O. Box 25704
 Albuquerque, NM 87125

RE: K-3 Plus FY18 Award

Dear Superintendent Reedy:

The Public Education Department (PED) has reviewed and approved the Albuquerque Public Schools' FY18 July and August application for the K-3 Plus extended school year program. The initial awarded amount is \$1,908,986.30 which is based on allotted enrollment and available funding:

	Number of Students	Planning Day Amount	Amount (Including Planning Day)
District Total:	2,989		\$1,908,986.30

The final allocation noted above provides for the maximum number of students authorized for the July and August 2017 program.

The funding provided shall not be used by districts to add new sites in 2017 and shall not exceed the approved enrollment numbers from the award letter. If a district or charter adds other schools sites or students, the district or charter is liable for all additional costs. The PED will not reimburse districts or charters for additional students or programs.

The K-3 Plus program provides funding for additional educational time for students in kindergarten through third grade with at least 25 instructional days, beginning up to two months earlier than the regular school year. K-3 Plus programming for students with disabilities should be paid for by K-3 Plus funds. If services, as required by the Individual Education Plan (IEP) exceed the available funding from the K-3 Plus award, then the district's special education federal budget should be used as a funding source to meet the IEP's requirements. It is important to note that school districts must meet the Maintenance of Effort (MOE) requirements at 34 CFR § 300.203, of the Individuals with Disabilities Education Act (IDEA) regulations. The expenditure levels for special education and related services must be maintained or must exceed the previous

year, unless a district has allowable exceptions under 34 CFR § 300.204. School districts can only use IDEA funds for the excess cost of providing special education and related services for students with disabilities.


Funding under this award must be used as specified by legislation. All expenditures must be in accordance with fiscal regulations and the approved application through the Literacy and Early Childhood Bureau of the Public Education Department. Any budgetary items within the K-3 Plus District/Charter application, considered unallowable, will not be funded or reimbursed. All expenses designed to encourage student attendance in the program must have an instructional focus in order to be eligible for reimbursement.

In order to budget these funds, please upload the initial budget for FY18 through the Operating Business Management System (OBMS) for \$1,908,986.30 no later than **June 1, 2017**. Use **Fund Code 27166 and Revenue Code 43202**.

These funds are provided on a reimbursement basis only using OBMS Requests for Reimbursement (RfR) and must be accompanied by an expenditure report with documentation supporting the claim. The FY18 K-3 Plus award must be expended by **September 30, 2017**. Carryover is not allowed. **All RfRs must be submitted on or before December 1, 2017.**

If you have questions regarding your K-3 Plus award, please contact Michael Miller, Literacy Bureau Director, at (505) 827-6567 or michael.miller2@state.nm.us. To reach the Fiscal Grants Management Bureau, please contact Susan Lucero at (505) 827-3848 or susan.lucero@state.nm.us.

Best regards,



Hipolito "Paul" Aguilar
Deputy Secretary, Finance and Operations

HA/MM/myp