

# Fifth Judicial District Court

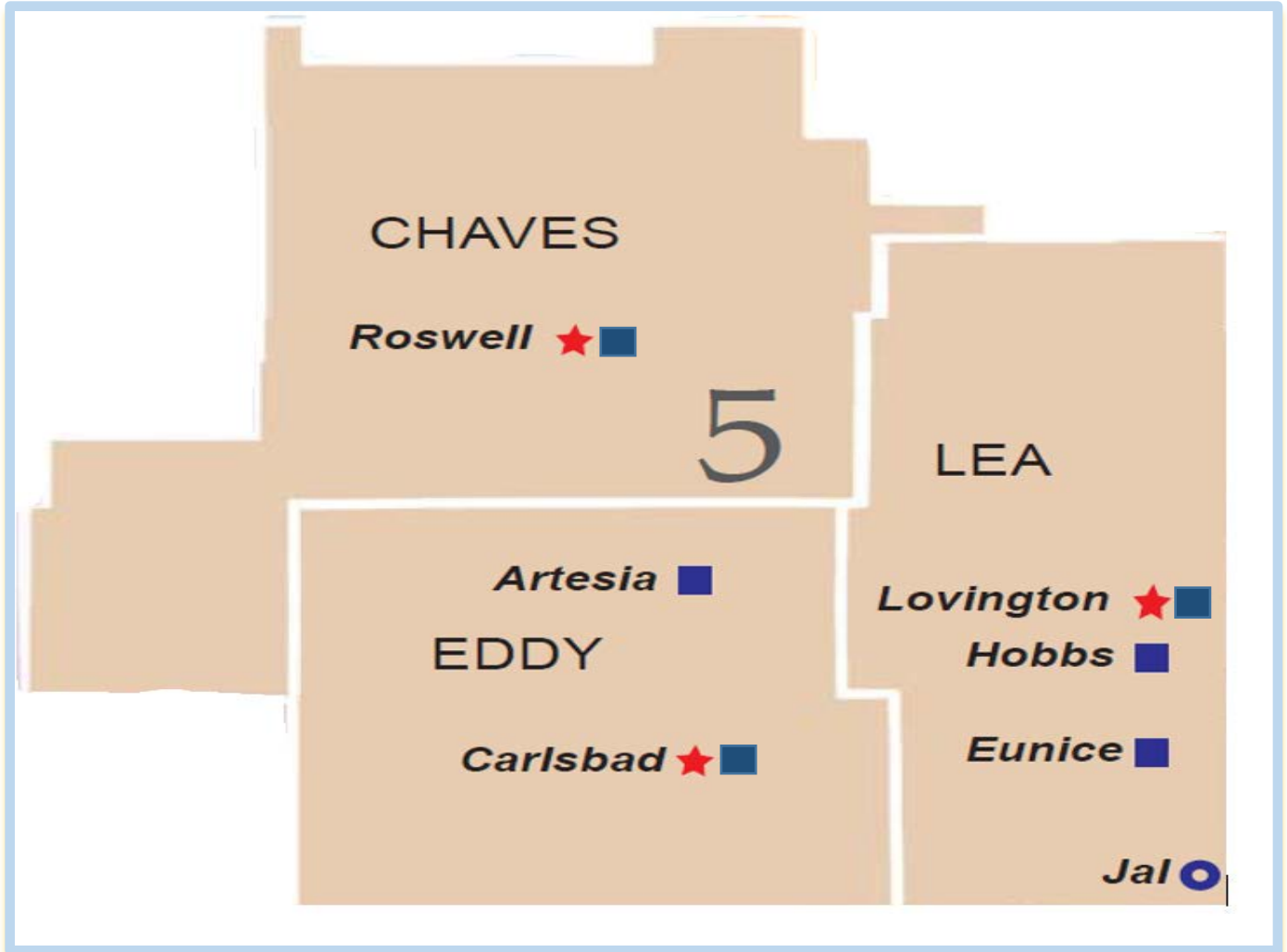
Chaves, Eddy, and Lea Counties

## Budget Presentation

# FY22

Chief Judge James M. Hudson  
District Court Judge  
575-624-0859  
[rosdjmh@nmcourts.gov](mailto:rosdjmh@nmcourts.gov)

Kennon Crowhurst  
Court Executive Officer  
575-622-2565  
[rosdkmc@nmcourts.gov](mailto:rosdkmc@nmcourts.gov)



11 District Court Judges

9 Magistrate Court Judges

***20 Total Judges***

89 District Court Employees

36 Magistrate Court Employees

***126 Total Employees***

3 District Court facilities

7 Magistrate Court facilities

***10 Total Facilities***

**FIFTH JUDICIAL DISTRICT  
SUMMARY OF BUDGET REQUESTS**

---

**Magistrate Court Itemized Business Cost Increases Request:** Cost = \$ 95,300

➤ <b>FTR support:</b>	Cost = \$ 7,300
➤ <b>Shred-It:</b>	Cost = \$ 1,400
➤ <b>High Density Storage Maintenance:</b>	Cost = \$ 1,800
➤ <b>Employee Mileage &amp; Lodging</b>	Cost = \$ 12,348
➤ <b>IT Maintenance</b>	Cost = \$ 548
➤ <b>Supplies-Office Supplies</b>	Cost = \$ 24,659
➤ <b>Printing Services</b>	Cost = \$ 3,785
➤ <b>Communications</b>	Cost = \$ 47,027
➤ <b>Advertising</b>	Cost = \$ 2,611
➤ <b>DOIT HCM</b>	Cost = \$ 19,565
➤ <b>DOIT Telecommunications</b>	Cost = \$ 5,920
➤ <b>Postage/Mail Services</b>	Cost = \$ 34,300
➤ <b>Rent of Equipment</b>	Cost = \$ 21,921

<b>Actuals Total</b>	\$183,184
<b>Received in Transfer</b>	<u>\$ 87,844</u>
<b>Unfunded Transfer</b>	\$ 95,340

**Unfunded portion of the 1% increase,  
Judicial Specialist 3 required salary alignment,  
Language Access certification increase and  
CEO job reclassification** Cost = \$ 43,000

**Magistrate Court Yearly Audit:** Cost = \$ 9,500

**Increased District Court Operational costs:** Cost = \$ 34,300

**Senior Attorney Position:** Cost = \$105,800

**TOTAL REQUEST = \$287,900**

---

**Figure 23: Summary of Calculations for Determining the Need for Magistrate Court Judicial Officers by Court Location**

Court Location	A	B	C	D	E
	Total case-specific work minutes (sum of filings x case weights)	Judicial Officer average available minutes for case work/year	Estimated # of FTE judicial officers needed (A/B)	Current # of authorized FTE judicial officers	Difference between current # and # needed (D-C)
Los Alamos	19,792	68,006	0.3	1.0	-0.7
Chama/ Española	16,373	74,221	0.2	0.0	0.2
Española	142,713	74,221	1.9	2.0	-0.1
Santa Fe	392,083	73,416	5.3	4.0	1.3
Anthony	85,012	75,927	1.1	0.0	1.1
Hatch	840	75,927	0.0	0.0	0.0
Las Cruces	528,447	75,927	7.0	7.0	0.0
Santa Rosa	42,210	76,194	0.6	1.0	-0.4
Mora	31,128	69,753	0.4	1.0	-0.6
Las Vegas	120,967	73,455	1.6	2.0	-0.4
Roswell	168,657	74,873	2.3	2.0	0.3
Carlsbad	138,694	76,496	1.8	2.0	-0.2
Artesia	49,857	75,504	0.7	1.0	-0.3
Eunice	4,692	63,431	0.1	1.0	-0.9
Hobbs	131,645	76,015	1.7	2.0	-0.3
Jal	5,055	73,454	0.1	0.0	0.1
Lovington	89,269	63,439	1.4	1.0	0.4
Silver City	127,529	68,108	1.9	1.0	0.9
Bayard	42,390	74,328	0.6	1.0	-0.4
Lordsburg	52,706	71,951	0.7	1.0	-0.3
Deming	96,852	75,231	1.3	1.0	0.3
Truth or Conseq.	72,024	72,650	1.0	1.0	0.0
Socorro	91,536	74,260	1.2	1.0	0.2
Moriarty	45,780	73,455	0.6	1.0	-0.4
Estancia	18	73,454	0.0	0.0	0.0
Quemado	292	73,454	0.0	0.0	0.0
Reserve	8,036	57,066	0.1	1.0	-0.9
Raton	44,897	71,286	0.6	1.0	-0.4
Springer	27,086	68,475	0.4	1.0	-0.6
Taos	101,456	73,455	1.4	2.0	-0.6
Clayton	16,143	65,297	0.2	1.0	-0.8
Questa	1,321	73,454	0.0	0.0	0.0
Clovis	158,297	77,037	2.1	2.0	0.1
Portales	50,561	76,790	0.7	1.0	-0.3
Fort Sumner	9,180	53,991	0.2	1.0	-0.8
Roy	1,516	51,588	0.0	1.0	-1.0
Tucumcari	52,993	73,455	0.7	1.0	-0.3
Gallup	243,834	73,899	3.3	3.0	0.3
Aztec	245,835	75,737	3.2	3.0	0.2
Farmington	213,516	74,584	2.9	3.0	-0.1
Carrizozo	23,550	72,939	0.3	1.0	-0.7
Ruidoso	62,168	73,455	0.8	1.0	-0.2
Alamogordo	187,905	73,455	2.6	2.0	0.6
Grants	95,944	73,455	1.3	2.0	-0.7
Bernalillo	200,396	76,726	2.6	2.0	0.6
Cuba	37,537	72,743	0.5	1.0	-0.5
Los Lunas	164,441	72,556	2.3	2.0	0.3
Belen	98,287	70,971	1.4	1.0	0.4
<b>State</b>			<b>61.5</b>	<b>67.0</b>	<b>-5.5</b>

**Figure 22: Summary of Calculations for Determining the Need for District Court Judicial Officers by Judicial District**

Judicial District	A	B	C	D	E
	Total case-specific work minutes (sum of filings x case weights)	Judicial Officer average available minutes for case work/year	Estimated # of FTE judicial officers needed (A/B)	Current # of authorized FTE judicial officers	Difference between current # and # needed (D-C)
1	869,043	82,731	10.5	9.0	1.5
2	2,700,492	82,670	32.7	27.0	5.7
3	861,514	82,555	10.4	8.0	2.4
4	254,024	82,397	3.1	3.0	0.1
5	1,080,738	82,321	13.1	11.0	2.1
6	281,017	77,924	3.6	4.0	-0.4
7	212,163	64,625	3.3	3.0	0.3
8	259,161	70,324	3.7	3.0	0.7
9	360,310	81,599	4.4	5.0	-0.6
10	76,658	73,417	1.0	1.0	0.0
11	705,621	81,873	8.6	8.0	0.6
12	373,388	75,655	4.9	4.0	0.9
13	938,617	81,722	11.5	8.0	3.5
<b>State</b>			<b>110.9</b>	<b>94.0</b>	<b>16.9</b>

**District Judgeship need = 2.1 judges**

**Figure 22: Summary of Calculations for Determining the Need for District Court Case Processing Staff by Judicial District**

	A	B	C	D	E
Judicial District	Total case-specific work minutes (sum of filings x case weights)	Case processing staff average available minutes for case work/year	Estimated # of FTE case processing staff needed (A/B)	Current # of authorized FTE	Difference between current # and # needed (D-C)
1	3,537,912	79,667	44.41	38.00	6.41
2	10,214,733	79,667	128.22	124.00	4.22
3	3,302,417	79,667	41.45	36.00	5.45
4	943,132	79,667	11.84	12.00	-0.16
5	4,316,116	79,667	54.18	42.00	12.18
6	1,085,182	79,667	13.62	14.00	-0.38
7	834,707	79,667	10.48	13.00	-2.52
8	1,000,692	79,667	12.56	12.00	0.56
9	1,448,090	79,667	18.18	16.00	2.18
10	311,288	79,667	3.91	6.00	-2.09
11	2,792,585	79,667	35.05	32.50	2.55
12	1,486,920	79,667	18.66	15.00	3.66
13	3,658,167	79,667	45.92	31.50	14.42
State			438.48	392.00	46.48

**Figure 23: Summary of Calculations for Determining the Need for Magistrate Court Case Processing Staff by Court Location**

Court Location	A	B	C	D	E
Los Alamos	84,259	76,207	1.11	1.00	0.11
Chama	77,561	76,207	1.02	9.50	-8.48
Española	671,312	76,207	8.81	0.00	8.81
Santa Fe	1,641,557	76,207	21.54	18.00	3.54
Anthony	469,298	76,207	6.16	0.00	6.16
Hatch	3,686	76,207	0.05	0.00	0.05
Las Cruces	2,090,932	76,207	27.44	27.50	-0.06
Santa Rosa	216,641	76,207	2.84	2.00	0.84
Mora	175,958	76,207	2.31	2.00	0.31
Las Vegas	527,356	76,207	6.92	6.00	0.92
Roswell	690,817	76,207	9.06	8.00	1.06
Carlsbad	556,376	76,207	7.30	6.50	0.80
Artesia	224,968	76,207	2.95	3.00	-0.05
Emmetsburg	16,484	76,207	0.22	1.00	-0.78
Hobbs	502,931	76,207	6.60	6.00	0.60
Jalisco	18,720	76,207	0.25	0.00	0.25
Lovington	405,372	76,207	5.32	4.50	0.82
Silver City	595,960	76,207	7.82	6.00	1.82
Bayard	210,466	76,207	2.76	2.50	0.26
Lordsburg	276,421	76,207	3.63	4.00	-0.37
Deming	479,326	76,207	6.29	6.00	0.29
Torrey	330,661	76,207	4.34	4.00	0.34
Socorro	383,042	76,207	5.03	5.50	-0.47
Moriarty	192,135	76,207	2.52	4.00	-1.48
Estancia	140	76,207	0.00	0.00	0.00
Quemado	1,142	76,207	0.01	0.00	0.01
Reserve	39,047	76,207	0.51	1.00	-0.49
Raton	195,749	76,207	2.57	2.00	0.57
Springer	126,568	76,207	1.66	2.00	-0.34
Taos	460,940	76,207	6.05	5.50	0.55
Clayton	65,812	76,207	0.86	1.50	-0.64
Questa	7,784	76,207	0.10	0.00	0.10
Clovis	648,542	76,207	8.51	8.50	0.01
Portales	217,806	76,207	2.86	4.00	-1.14
Fort Sumner	42,894	76,207	0.56	1.00	-0.44
Roy	8,665	76,207	0.11	1.00	-0.89
Tucumcari	240,613	76,207	3.16	4.00	-0.84
Gallup	1,046,789	76,207	13.74	14.50	-0.76
Aztec	1,008,959	76,207	13.24	11.50	1.74
Farmington	838,509	76,207	11.00	12.50	-1.50
Carriazo	107,514	76,207	1.41	2.00	-0.59
Ruidoso	265,244	76,207	3.48	3.00	0.48
Alamogordo	810,297	76,207	10.63	9.00	1.63
Grants	420,503	76,207	5.52	5.00	0.52
Bernalillo	794,429	76,207	10.42	8.50	1.92
Cuba	177,177	76,207	2.32	2.50	-0.18
Los Lunas	673,280	76,207	8.83	7.00	1.83
Belen	473,289	76,207	6.21	6.00	0.21
State			256.06	239.00	17.06

**Judicial Specialist needs = 12.1 employees needed**

# 5<sup>th</sup> Judicial District Court

## Quick Facts

➤ Comprised of **Chaves, Eddy, and Lea Counties**

➤ 11 District Judges

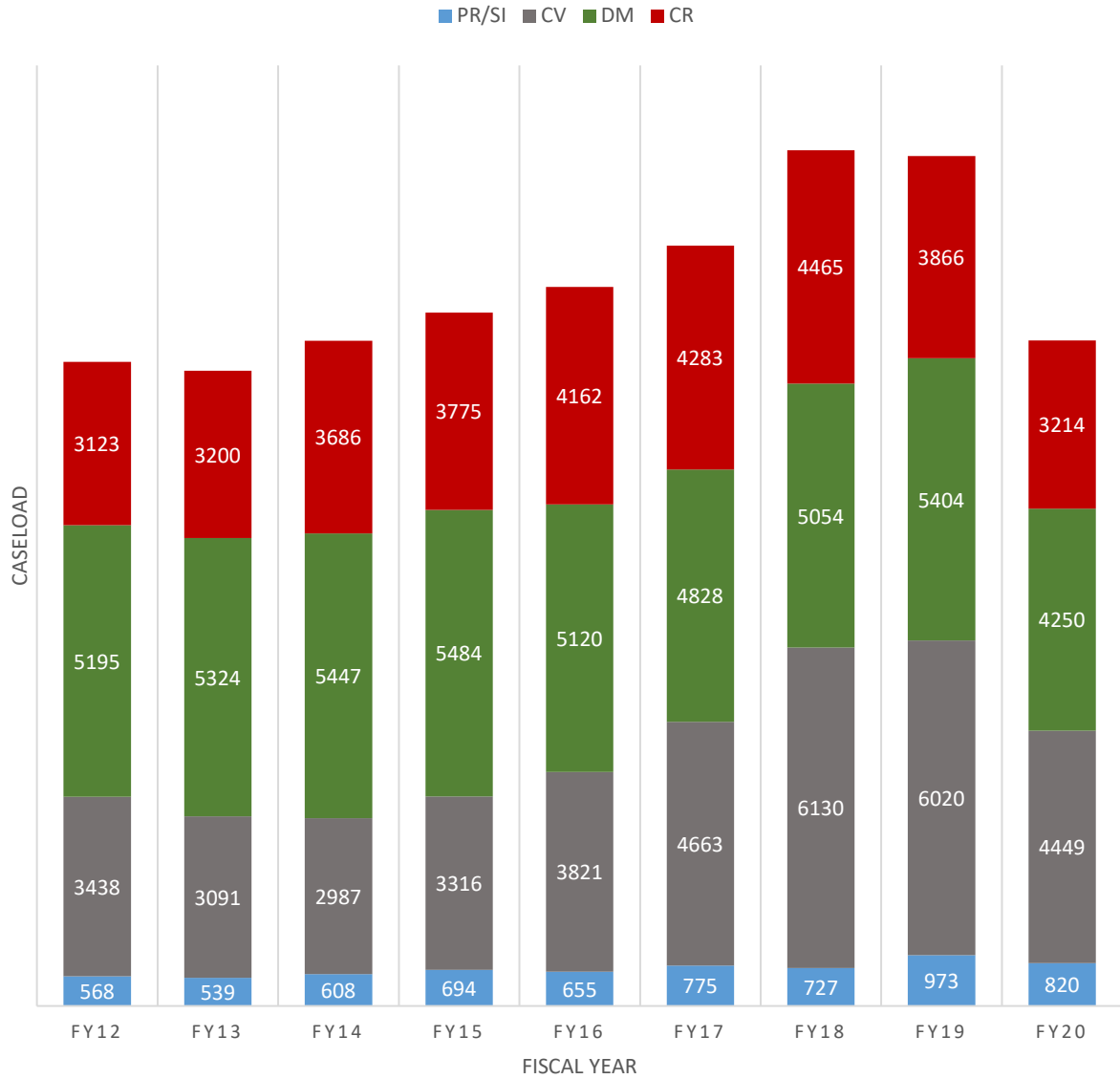
- Chief Judge James Hudson – Chaves County
- Judge Jane Shuler-Gray – Eddy County
- Judge Lisa Riley – Eddy County
- Judge Raymond Romero – Eddy County
- Judge William G. W. Shoobridge – Lea County
- Judge Mark Sanchez – Lea County
- Judge Lee Kirksey – Lea County
- Judge Michael Stone – Lea County
- Judge Thomas Lilley – Chaves County
- Judge Jared Kallunki – Chaves County
- Judge Dustin Hunter – Chaves County

➤ 77 Employees

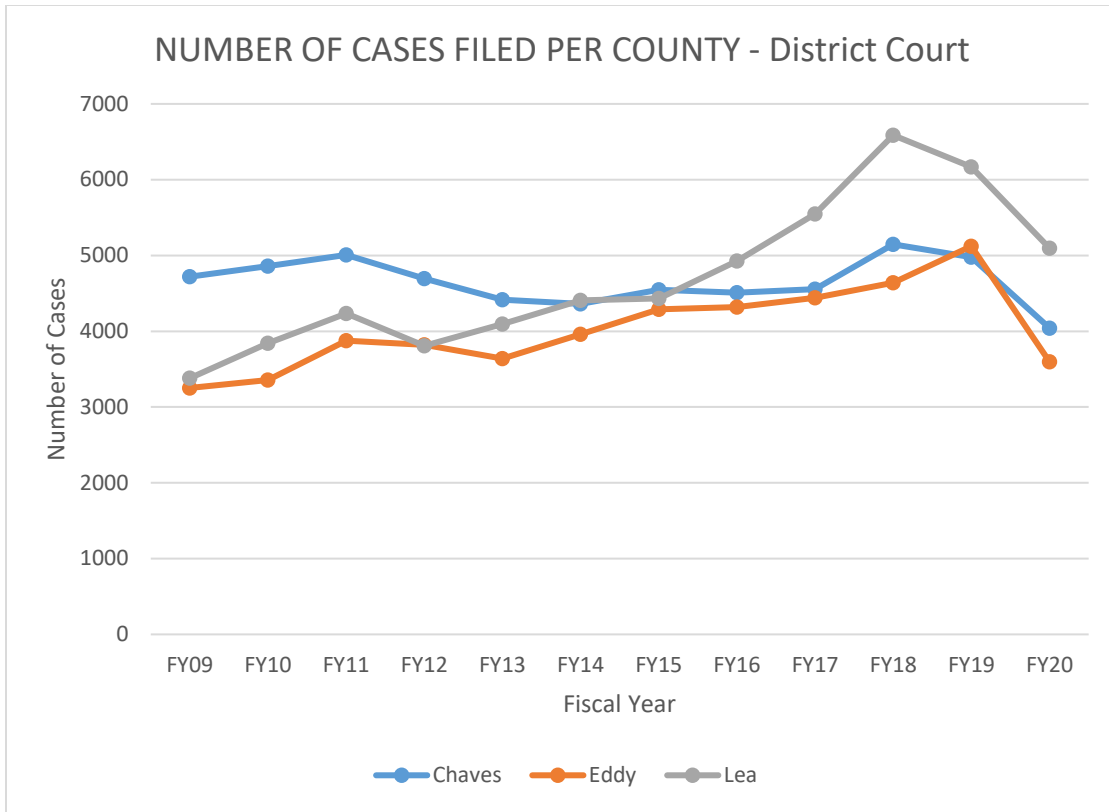
➤ Population 192,000 (estimate as of July 2017)

➤ 14,667 sq. miles of the State of New Mexico

## CASELOAD - DISTRICT COURT



Caseload Totals (New and Reopened) - District Court					
	PR/SI	CV	DM	CR	TOTAL
FY12	568	3438	5195	3123	12324
FY13	539	3091	5324	3200	12154
FY14	608	2987	5447	3686	12728
FY15	694	3316	5484	3775	13269
FY16	655	3821	5120	4162	13758
FY17	775	4663	4828	4283	14549
FY18	727	6130	5054	4465	16376
FY19	973	6020	5404	3866	16263
FY20	820	4449	4250	3214	12733

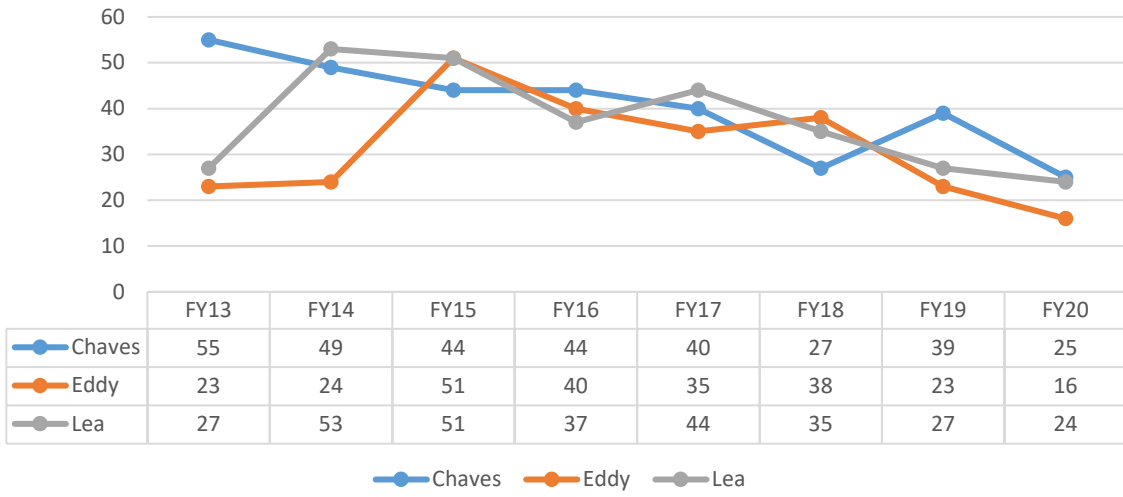


### NUMBER OF CASES FILED PER COUNTY - District Court

	Chaves	Eddy	Lea	<b>TOTALS</b>
FY09	4719	3252	3381	11352
FY10	4859	3356	3840	12055
FY11	5006	3876	4236	13118
FY12	4693	3822	3810	12325
FY13	4418	3639	4097	12154
FY14	4362	3959	4407	12728
FY15	4549	4290	4431	13270
FY16	4508	4321	4927	13756
FY17	4554	4442	5548	14544
FY18	5147	4642	6587	16376
FY19	4977	5122	6167	16266
FY20	4042	3595	5096	12733

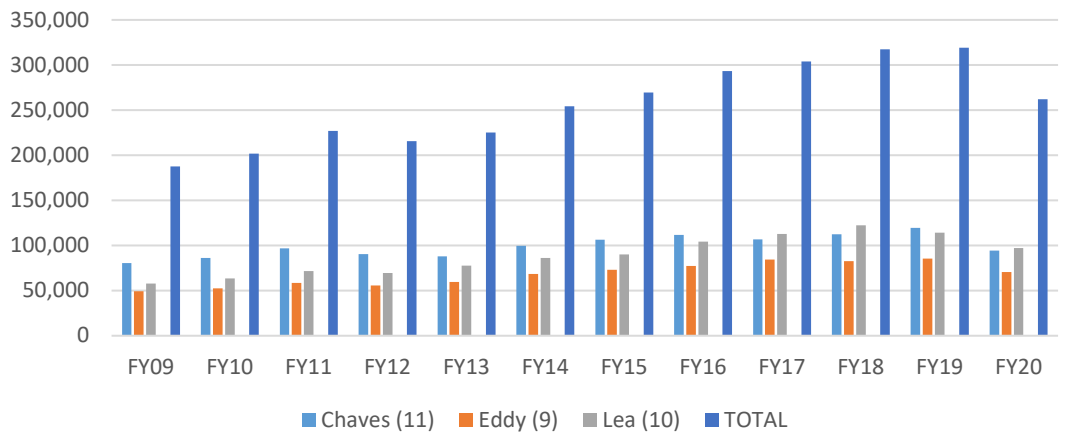


### Jury Trials



Jury Trials - District Court				
	Chaves	Eddy	Lea	
FY13	55	23	27	105
FY14	49	24	53	126
FY15	44	51	51	146
FY16	44	40	37	121
FY17	40	35	44	119
FY18	27	38	35	100
FY19	39	23	27	89
FY20	25	16	24	65

### Number of Events Docketed - District Court



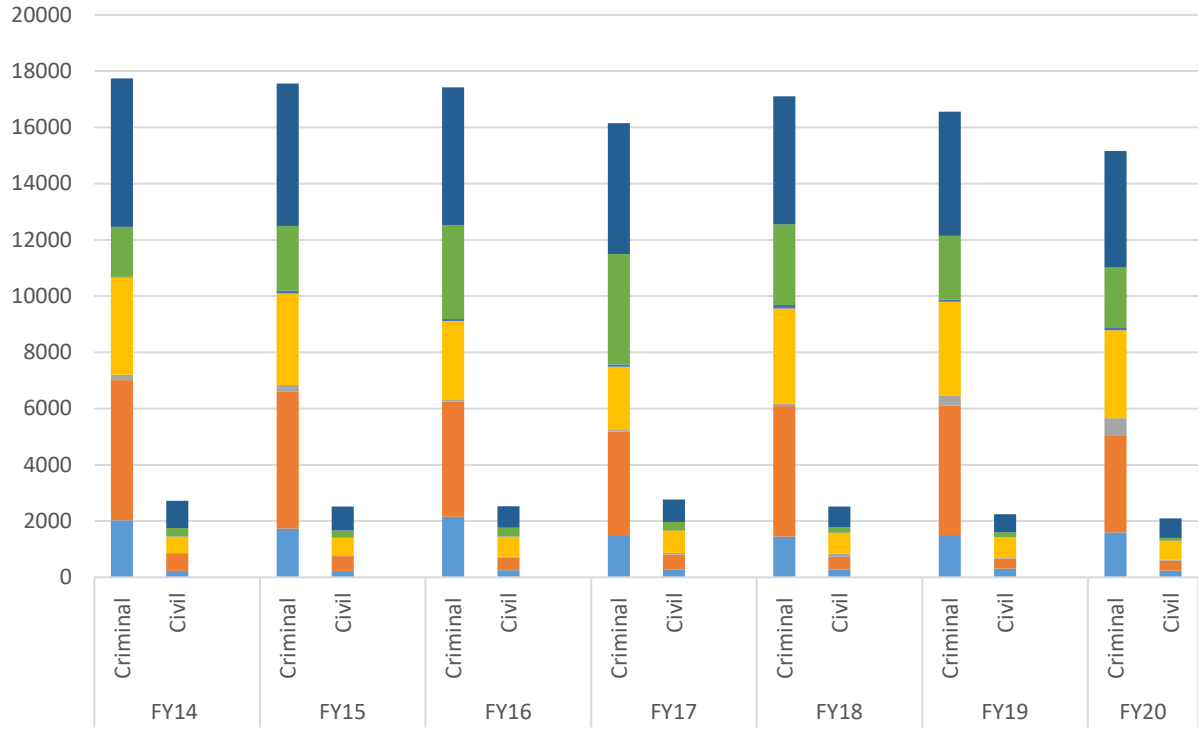
Number of Events Docketed - District Court				
	Chaves (11)	Eddy (9)	Lea (10)	TOTAL
FY09	80,397	49,173	57,999	<b>187,569</b>
FY10	86,057	52,570	63,336	<b>201,963</b>
FY11	96,840	58,497	71,660	<b>226,997</b>
FY12	90,485	55,646	69,395	<b>215,526</b>
FY13	87,926	59,494	77,845	<b>225,265</b>
FY14	99,696	68,551	86,196	<b>254,443</b>
FY15	106,352	73,097	89,925	<b>269,374</b>
FY16	111,729	77,248	104,166	<b>293,143</b>
FY17	106,721	84,319	112,726	<b>303,766</b>
FY18	112,260	82,798	122,229	<b>317,287</b>
FY19	119,598	85,416	114,278	<b>319,292</b>
FY20	94,417	70,458	97,291	<b>262,166</b>

# 5<sup>th</sup> Judicial Magistrate Court

## Quick Facts

- Comprised of **Chaves, Eddy, and Lea Counties**
  
- 9 Magistrate Judges
  - Judge Jimmy Foster – Artesia
  - Judge D’Ann Read – Carlsbad
  - Judge Kelly Calicoat – Carlsbad
  - Judge James Jones – Eunice/Jal
  - Judge Willie Henry – Hobbs
  - Judge Nechama Minkowicz – Hobbs
  - Judge David Finger – Lovington
  - Judge K. C. Rogers – Roswell
  - Judge E.J. Fouratt – Roswell
  
- 31 Employees
  
- 7 Locations

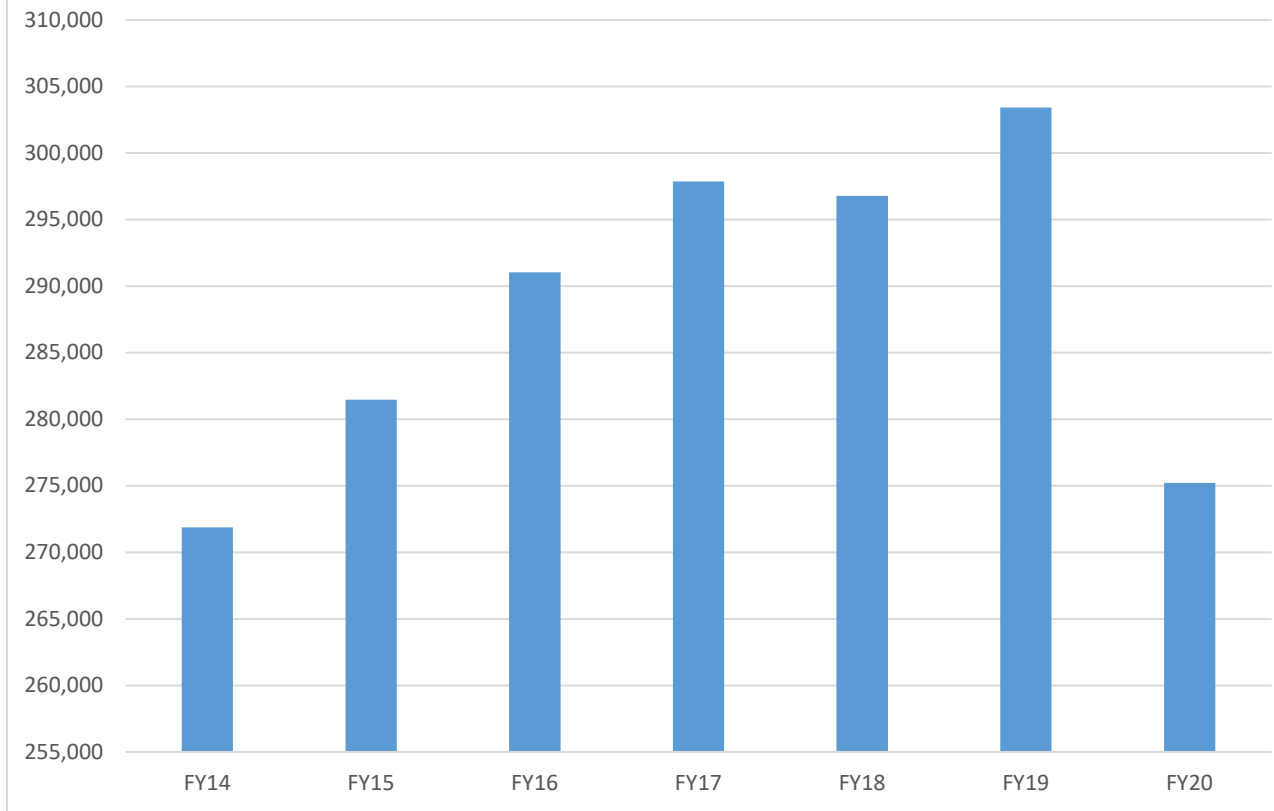
### Caseload - Magistrate Court



### Caseload by Magistrate Court

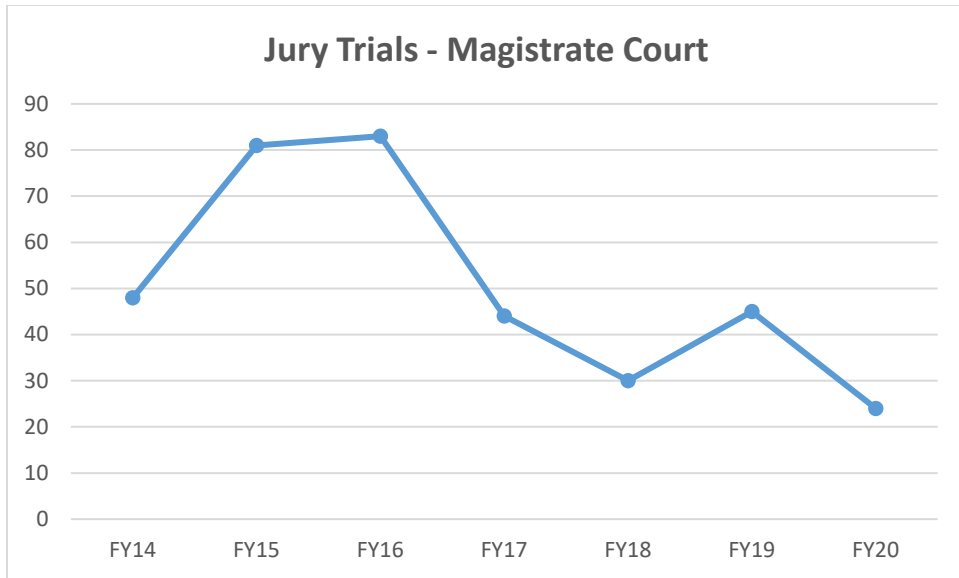
		Artesia	Carlsbad	Eunice	Hobbs	Jal	Lovington	Roswell	
FY14	Criminal	2027	4979	194	3459	32	1775	5273	17739
	Civil	226	611	33	580	2	297	972	2721
FY15	Criminal	1731	4887	218	3260	105	2294	5060	17555
	Civil	233	524	30	616	9	253	850	2515
FY16	Criminal	2153	4092	57	2815	65	3350	4889	17421
	Civil	255	453	22	717	5	314	758	2524
FY17	Criminal	1468	3710	58	2257	76	3921	4661	16151
	Civil	286	522	53	811	6	290	794	2762
FY18	Criminal	1444	4646	74	3401	118	2874	4549	17106
	Civil	278	449	111	754	1	180	738	2511
FY19	Criminal	1506	4601	341	3348	85	2261	4414	16556
	Civil	306	351	31	749	3	163	644	2247
FY20	Criminal	1596	3458	603	3132	81	2144	4140	15154
	Civil	242	353	34	679	2	92	696	2098

### Number of Events Docketed - Magistrate Court



### Number of Events Docketed - Magistrate Court

	Artesia	Carlsbad	Eunice/Jal	Hobbs	Lovington	Roswell	
FY14	31,176	76,713	4,053	51,045	32,428	76,455	271,870
FY15	28,500	72,192	3,941	61,272	30,373	85,188	281,466
FY16	31,629	71,030	3,032	55,928	40,517	88,908	291,044
FY17	26,203	64,298	3,689	57,016	56,779	89,864	297,849
FY18	27,687	65,340	3,330	63,809	50,576	86,029	296,771
FY19	31,432	76,988	5,135	65,527	43,837	80,502	303,421
FY20	36,127	57,743	7,426	62,514	40,899	70,494	275,203



Jury Trials - Magistrate Court							
	Artesia	Carlsbad	Eunice/Jal	Hobbs	Lovington	Roswell	TOTAL
FY14	4	10	1	3	6	24	48
FY15	5	34	0	0	1	41	81
FY16	6	36	1	8	3	29	83
FY17	6	16	0	11	1	10	44
FY18	7	4	0	9	4	6	30
FY19	3	16	0	14	5	7	45
FY20	3	6	0	10	1	4	24



*Chaves County Courthouse - newer construction*



*Chaves County Historical Courthouse - renovated*



*Eddy County Courthouse*



*Lea County Courthouse - current*



*New Lea County Courthouse – projected finish date Jan. 2021*