

Public School Capital Outlay Council (PSCOC) and Public School Facilities Authority (PSFA) Update

Public School Capital Outlay Oversight Task Force (PSCOOTF)

July 9, 2021

Presenter:

Jonathan Chamblin, Executive Director



New Mexico Public School Facilities Authority

Partnering with New Mexico's communities to provide quality, sustainable school facilities for our students and educators.

PSCOC and PSFA Background

- Current public school capital funding process was developed and established in response to the 1998 Zuni lawsuit.
- New Mexico public school capital outlay process seeks to establish and implement a uniform funding system for capital improvements.
- Public school capital outlay funding is both a local and state responsibility in New Mexico.
- Public School Capital Outlay Council (PSCOC) manages the allocation of the Public School Capital Outlay Act Fund (PSCOF) to public school facilities in New Mexico's 89 school districts and 2 special schools (School for the Deaf and School for the Blind and Visually Impaired).
- PSCOOTF provides oversight of PSCOC.
- PSFA is staff to the PSCOC.

PSCOC Current Members

Public School Capital Outlay Council

1. Joe Guillen, PSCOC Chair – NM School Boards Association
2. Raul Búrciaga, PSCOC Vice-Chair – Legislative Council Service
3. David Abbey – Legislative Finance Committee
4. David Robbins – Public Education Commission
5. Rachel S. Gudgel – Legislative Education Study Committee
6. Mariana Padilla – Governor's Office
7. Antonio Ortiz – Public Education Department
8. Clay Bailey – Construction Industries Division
9. Ashley Leach – Department of Finance & Administration

Four Primary Functions of PSFA

Staff to PSCOC

Role defined by NM
Administrative
Code.

Provide research
and analysis to
decision-makers on
PSCOC.

Funding Administration

Distribution of state
funding to all school
districts, in
compliance with
statute.

Project Management

Partner with school
districts on
planning, design,
and construction
projects (including
technology
infrastructure) to
provide project
management
support and
technical expertise.

Facility Information Management

Assess, gather, and
organize facility
information for all
schools in NM.

Calculate the
wNMCI score to
produce the
statewide ranking of
public schools.

Assist districts in
monitoring and
improving
maintenance and
energy efficiency.

Services provided to school districts

PSFA Services to School Districts

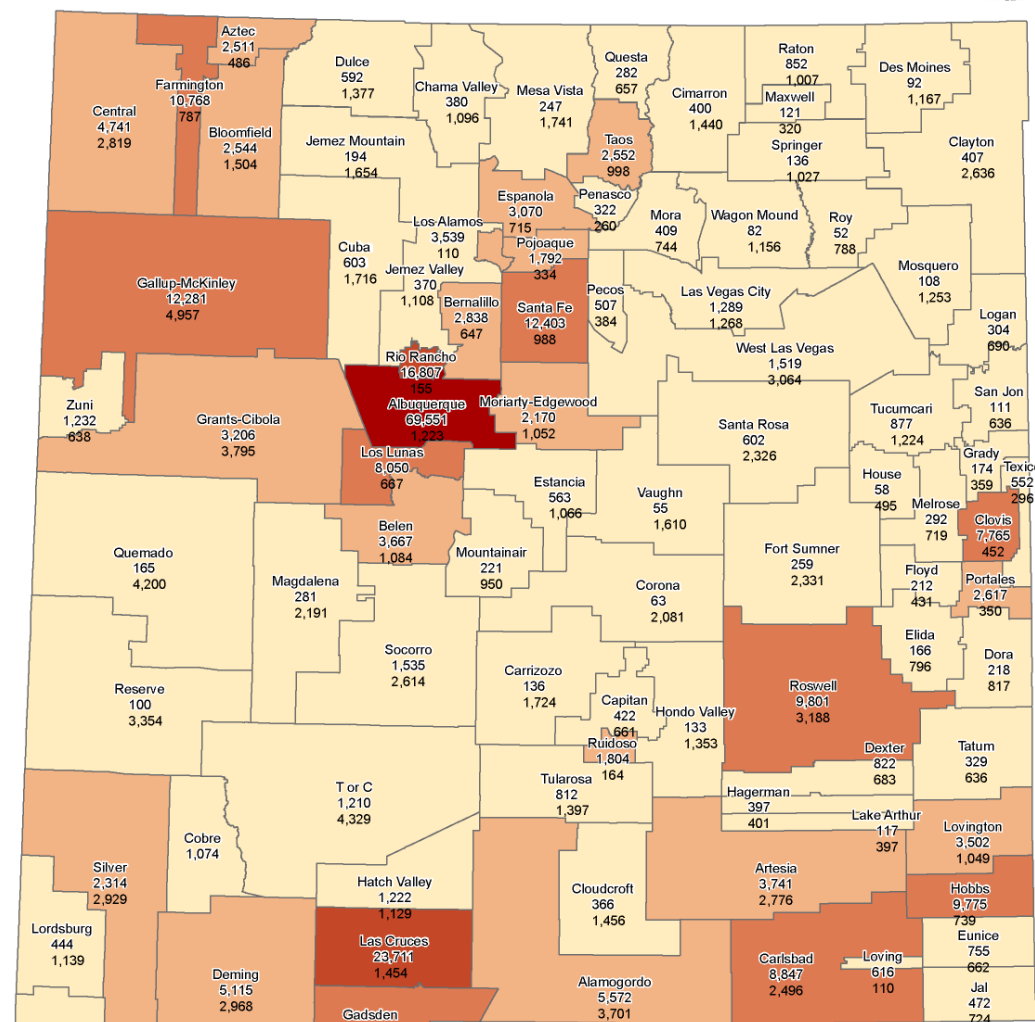
1. Funding Administration
2. Project Management
3. Facility Management

- 89 school districts
 - 2 Special Schools
- 307,234 students in NM
- 65,000,000 square feet of existing buildings in NM

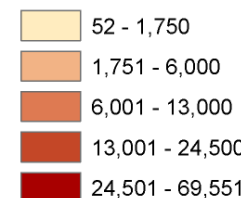
District Enrollments

- 69,551 – Albuquerque
- 23,711 – Las Cruces
- 16,807 – Rio Rancho
- 12,844 – Gadsden
- 12,403 – Santa Fe
- 10,768 – Farmington
- 12,281 – Gallup

Statewide Enrollment SY 20-21



District Enrollment SY 2020 - 2021



District
Total Enrollment
Square Miles

Capital Funding for Schools in NM

Local and state capital funding responsibility in NM:

- Protects local autonomy and authority of school districts.
- State funding supplements local funding to ensure uniformity.

Between 1999-2004, in response to the Zuni lawsuit and the need to create a uniform system for capital improvements, the State formulated a new “Standards-Based” capital funding program by:

1. Assigning the source for the Public School Capital Outlay Fund, supplemental severance tax bond proceeds.
2. Formulating the Phase 1 State/Local match calculation.
3. Designating the administrative and oversight bodies.
 - PSCOOTF → PSCOC → PSFA
4. Creating the Statewide Adequacy Standards, funding program.

Sources of Public School Capital Funding in NM

State Sources *

Direct Legislative Appropriation

NM Finance Authority Loan

Public School Capital Outlay Act



PSCOC award process that distributes funds from the Public School Capital Outlay Fund

*** Federal sources supplement state and local funding in some districts:**

- Impact aid
- Forest reserve funds
- Department of Energy
- Department of Defense

Local Sources *

SB-9 (2 mill levy)

HB-33 (up to 10 mill levy)

Local General Obligation Bonds

Lease Purchase Act

Educational Technology Equipment Act

Public Building Energy Efficiency and Water Conservation Act

PSCOC Funding Programs in FY22

		Start of Program	Month Awarded in 2021, 2022
1)	Standards-Based (Large Projects)	2004	July 2021
2)	Systems-Based (Small Projects)	2017	July 2021
3)	Broadband Deficiencies Correction	2014	on-going
4)	Pre-Kindergarten Classroom Facilities	2018	N/A
5)	Facilities Master Plan	2003	December 2021
6)	Lease Assistance	2005	Aug, Oct 2021
7)	Demolition Program	2022	<i>January 2022 est.</i>
8)	Roofing	2010	<i>April 2022 est.</i>
9)	Teacher Housing	2021	<i>April 2022 est.</i>

Current Funding Programs Timeline

Standards, Systems, Pre-K applications and awards.

- Feb 1: Pre-applications sent to districts.
- Feb 12: Pre-applications due to PSFA.
- Feb 19 – Mar 11: PSFA site visits to pre-applicant districts.
- Apr 13: Full applications sent to pre-applicant districts.
- May 21: Full applications due to PSFA.
- June 14: District presentations to PSCOC.
- July 12: PSCOC makes funding awards (FY22).



Upcoming Meeting

Pre-K Applications for Funding and COVID

- 3 school districts submitted pre-applications for new Pre-K awards in February 2021.
 - Up to \$10 M in total estimated project cost.
- Each school district eventually pulled back their applications for Pre-K funding, citing uncertainty about the long-term impact of COVID on the Pre-K enrollment.
- COVID/remote learning reduced Pre-K enrollment statewide in 2020-2021.
- Districts are uncertain when/if the eligible 3 and 4 year olds will return to Pre-K programs offered in public schools.
- Based on input from districts, PSFA expects a return to \$10 M in annual application requests for Pre-K awards in 2022.

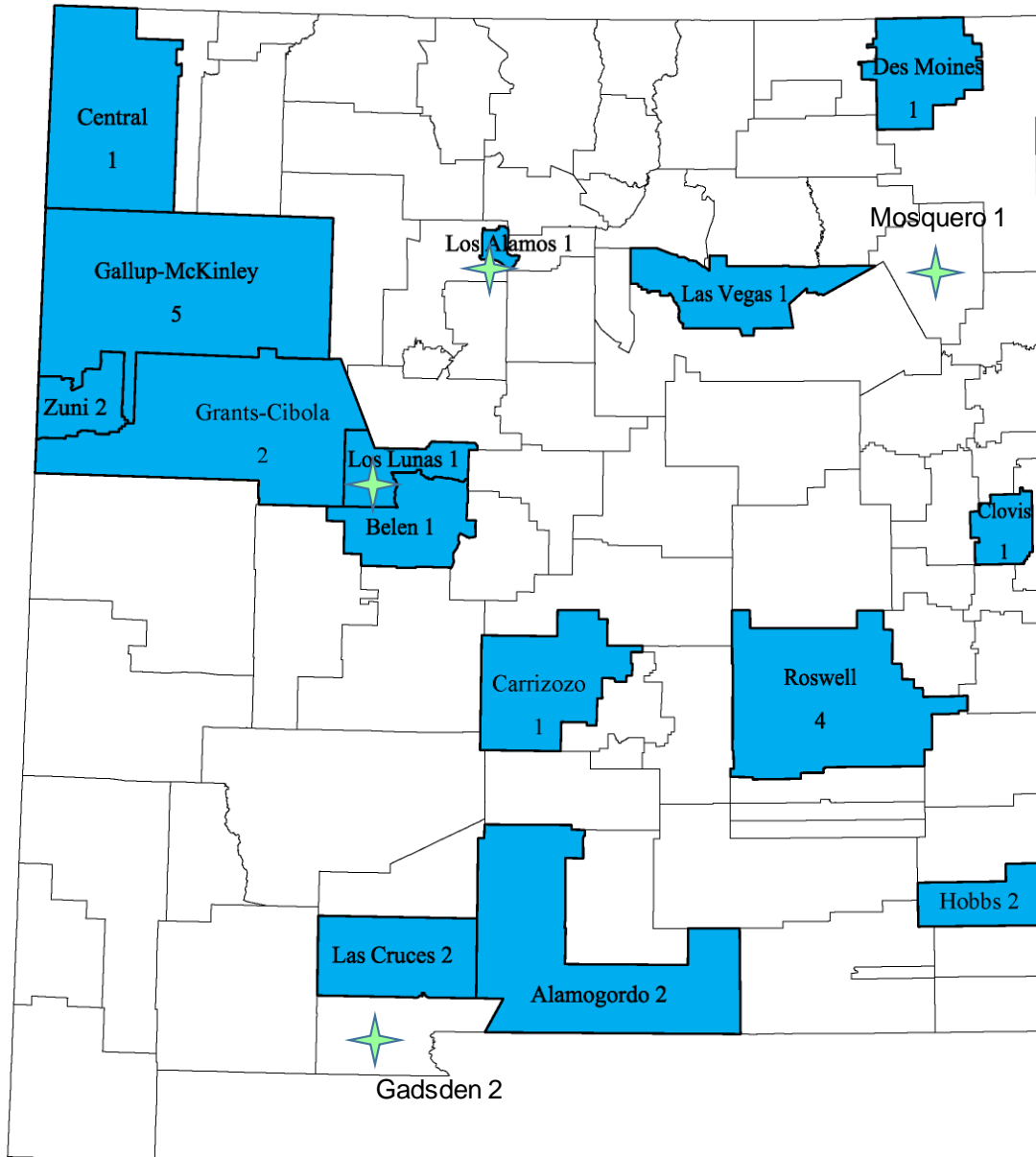
Current Applications for New Funding Awards FY22 Pending PSCOC Action in July 2021

Application Type	Number of Apps	FY22 Potential State Funding	Potential Out-Year (Future) State Funding	Total State and Local Funding
Standards *	6	\$1,085,329	\$86,772,370	\$183,145,693
Systems *	11	\$1,692,594	\$2,080,536	\$8,755,473
Total Applications	17	\$2,777,923	\$88,852,906	\$191,901,166

** Pending awards decisions to be made by PSCOC on July 12, 2021.*

- 6 applications from 4 districts for standards-based awards.
- 7 applications from 11 districts for systems-based
 - Includes 3 applications for demolition of unused school campuses or unused buildings on occupied campuses.

Districts with New Standards-based Awards



□ Number of new standards-based projects awarded per district during the last 3 years. (FY19, FY20, FY21)

□ Approximately \$454.4 M in state funding will be directed to major capital construction projects in communities throughout NM for the next 3 to 5 years.

★ Districts applying for new standards-based awards in FY22.

In-Process Standards-based (Large) Projects

District	School	Current Project Phase	Estimated Construction Start	Total Estimated State Funding: Construction
NMSBVI	Garrett Dorm	Construction	FY22 Q1	\$3,300,800
Alamogordo	Holloman ES	Construction	FY21 Q3	\$19,087,929
Belen	Jaramillo ES	Planning	FY22 Q4	\$8,791,279
Gallup	Rocky View/Red Rock ES	Planning	FY23 Q1	\$22,206,929
Gallup	Tohatchi HS	Planning	FY23 Q1	\$22,625,748
Las Cruces	Desert Hills ES	Design	FY22 Q2	\$6,294,619
Las Vegas City	Sierra Vista ES	Planning	FY23 Q1	\$4,026,585
Los Lunas	Peralta ES	Planning	FY23 Q1	\$12,151,916
Roswell	Mesa MS	Design	FY22 Q1	\$10,429,808
Roswell	Nancy Lopez ES	Planning	FY23 Q1	\$6,475,075
Zuni	Zuni MS	Planning	FY23 Q2	\$17,813,829
Socorro	Sarracino MS	Planning	FY23 Q1	\$8,202,591
Alamogordo	Chaparral MS	Design	FY22 Q4	\$19,464,797
Central	Newcomb ES	Design	FY22 Q4	\$13,565,564
Roswell	Mountain View MS	Design	FY23 Q1	\$16,268,730

In-Process Standards-based (Large) Projects

District	School	Current Project Phase	Estimated Construction Start	Total Estimated State Funding: Construction
Hobbs	Southern Heights ES	Planning	FY23 Q1	\$3,300,800
Las Cruces	Columbia ES	Planning	FY23 Q1	\$19,087,929
Roswell	Washington Ave ES	Planning	FY23 Q4	\$5,873,263
Des Moines	Des Moines Combined	Planning	FY23 Q2	\$3,583,896
Grants	Bluewater ES	Design	FY23 Q2	\$5,083,430
Zuni	Zuni HS	Planning	FY23 Q3	\$46,709,614
Gallup	Gallup HS	Planning	FY23 Q3	\$54,531,601
Gallup	Crownpoint HS	Planning	FY23 Q3	\$24,496,831
Gallup	Navajo Pine HS	Planning	FY23 Q3	\$16,417,777
Grants	Mesa View ES	Design	FY22 Q3	\$16,164,200
Carrizozo	Carrizozo Combined	Planning	FY23 Q2	\$1,044,142
Hobbs	Heizer MS	Planning	FY23 Q3	\$20,905830
Total Estimated State Construction Funding in FY22 Q1 or Q2 (4 projects)			COVID cost increase risk High ↓ Low	\$16,724,427
Total Estimated State Construction Funding in FY22 Q3 or Q4 (4 projects)				\$57,985,840
Total Estimated State Construction Funding in FY23 Q1 or Q2 (13 projects)				\$155,203,909
Total Estimated State Construction Funding in FY22 Q3 or Q4 (6 projects)				\$168,934,916

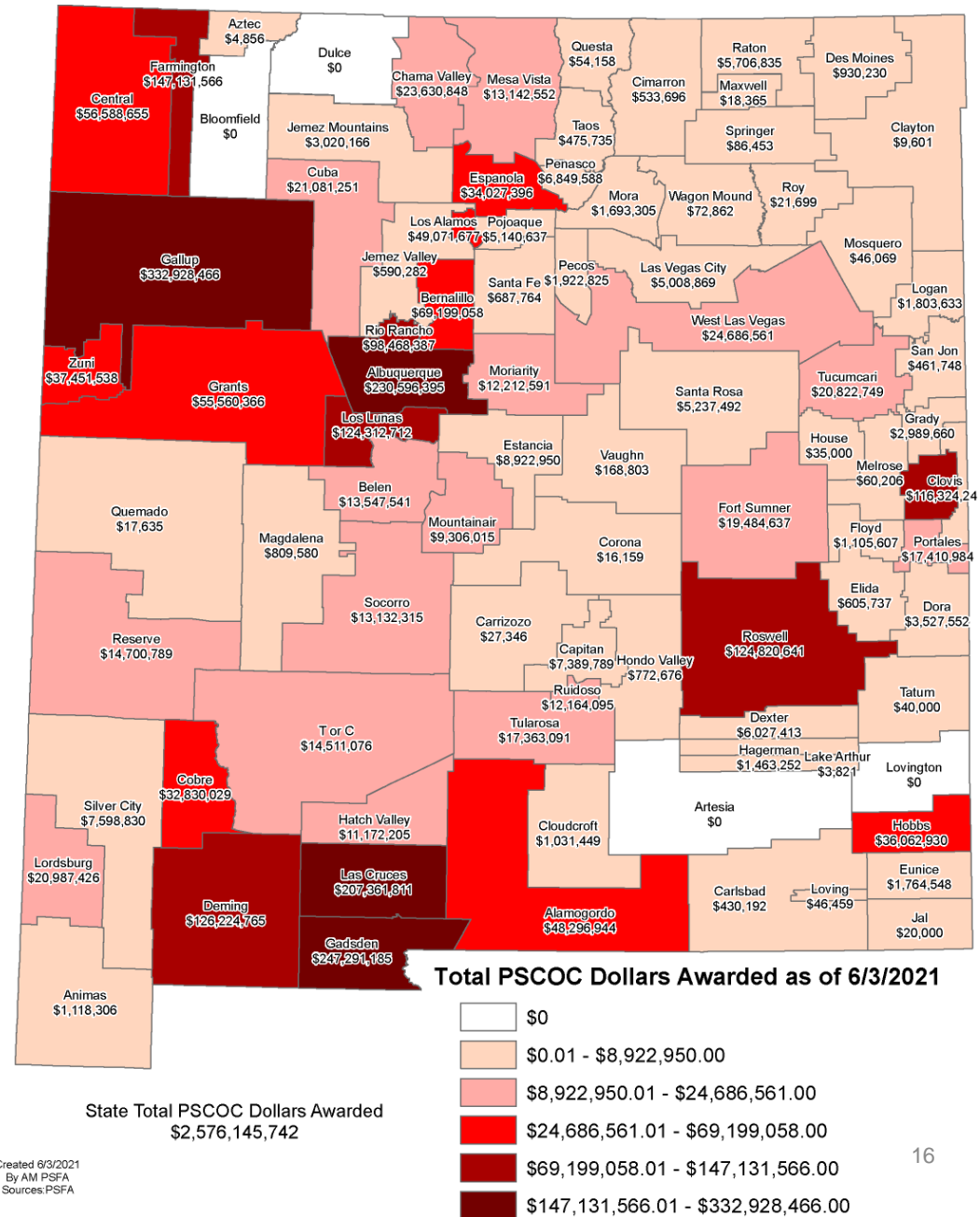
Overview of All In-Process Projects

- 376 active, in-process projects statewide.
 - Standards, systems, Pre-K, and security.
- 34 standards-based projects.
 - 27 in-process standards-based (large) capital projects awarded in the last 3 fiscal years (FY19, FY20, FY21).
 - 6 new standards-based projects starting in FY22 (if awarded in July).
- 36 systems-based projects.
 - Building system replacement projects (HVAC, roofing, fire alarm, doors, windows, finishes, plumbing, electrical, site drainage)
- 9 Pre-K projects.
- 297 security projects in design or construction.

Total PSCOC Dollars Awarded

Total State Funding Awarded per District

- \$332 M – Gallup
- \$247 M – Gadsden
- \$230 M – Albuquerque
- \$207 M – Las Cruces
- \$147 M – Farmington
- \$126 M – Deming
- \$124 M – Roswell
- \$124 M – Los Lunas
- \$116 M – Clovis
- \$0
 - Artesia
 - Lovington
 - Bloomfield
 - Dulce



Questions

Contacts:

Jonathan Chamblin

Executive Director, PSFA

505-469-0968

jchamblin@nmppsfa.org