



NEW MEXICO BEHAVIORAL HEALTH NEEDS ASSESSMENT

Deborah Altschul, Ph.D. and Jessica Reno, MPH
University of New Mexico Health Sciences Center
Department of Psychiatry and Behavioral Sciences

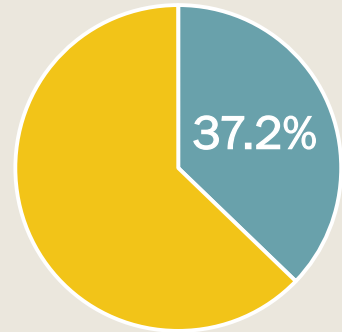
June 7, 2017 LFC Meeting

New Mexico Behavioral Health Needs Assessment Data Elements

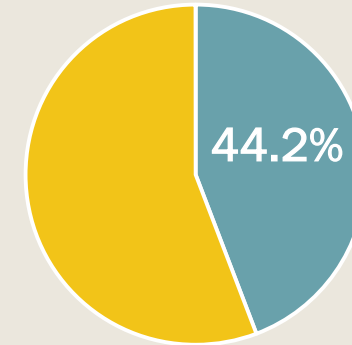
- Population Demographics (Race, Ethnicity, Age, Gender, Primary Language)
- Percent of the Population Insured (2010-2014)
- Health Care Workforce
- Alcohol Use and Alcohol-Related Chronic Disease Mortality Rates
- Drug Use and Drug Overdose Mortality Rates
- Suicide Rates
- Rates of Mental Illness
- Demographic Profile of Medicaid Clients with Active Behavioral Health Diagnoses
- Medicaid Clients with Chronic Conditions Co-Morbid with Active Behavioral Health Diagnoses
- Cost Associated with Claims for NM Medicaid Clients with Active Behavioral Health Diagnoses
- County Demographic Profiles for Overall Populations and Medicaid Clients with Active Behavioral Health Diagnoses

Access to Services and Improvement in Functioning

NM Youth with Major Depressive Episode who Receive Treatment Each Year

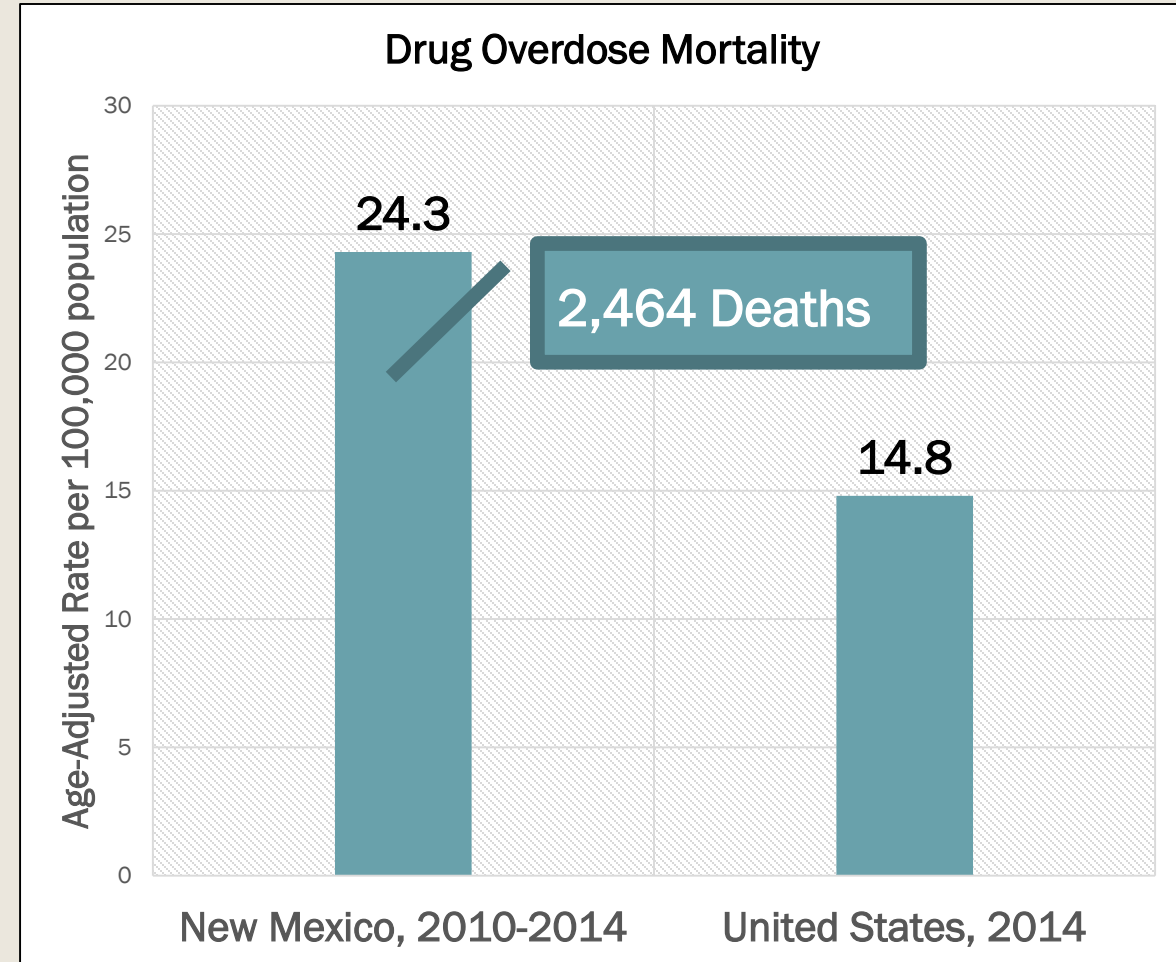
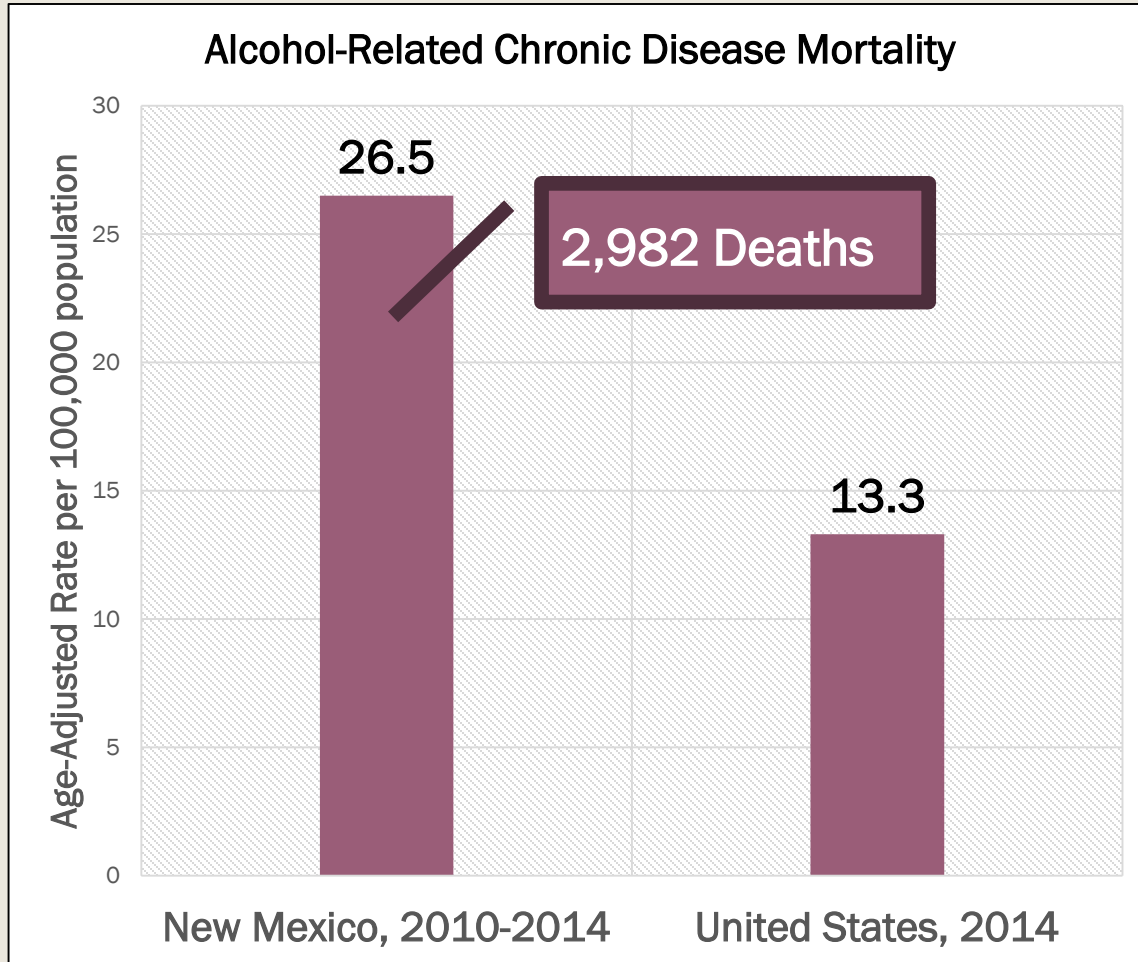


NM Adults with a Mental Illness who Receive Treatment Each Year

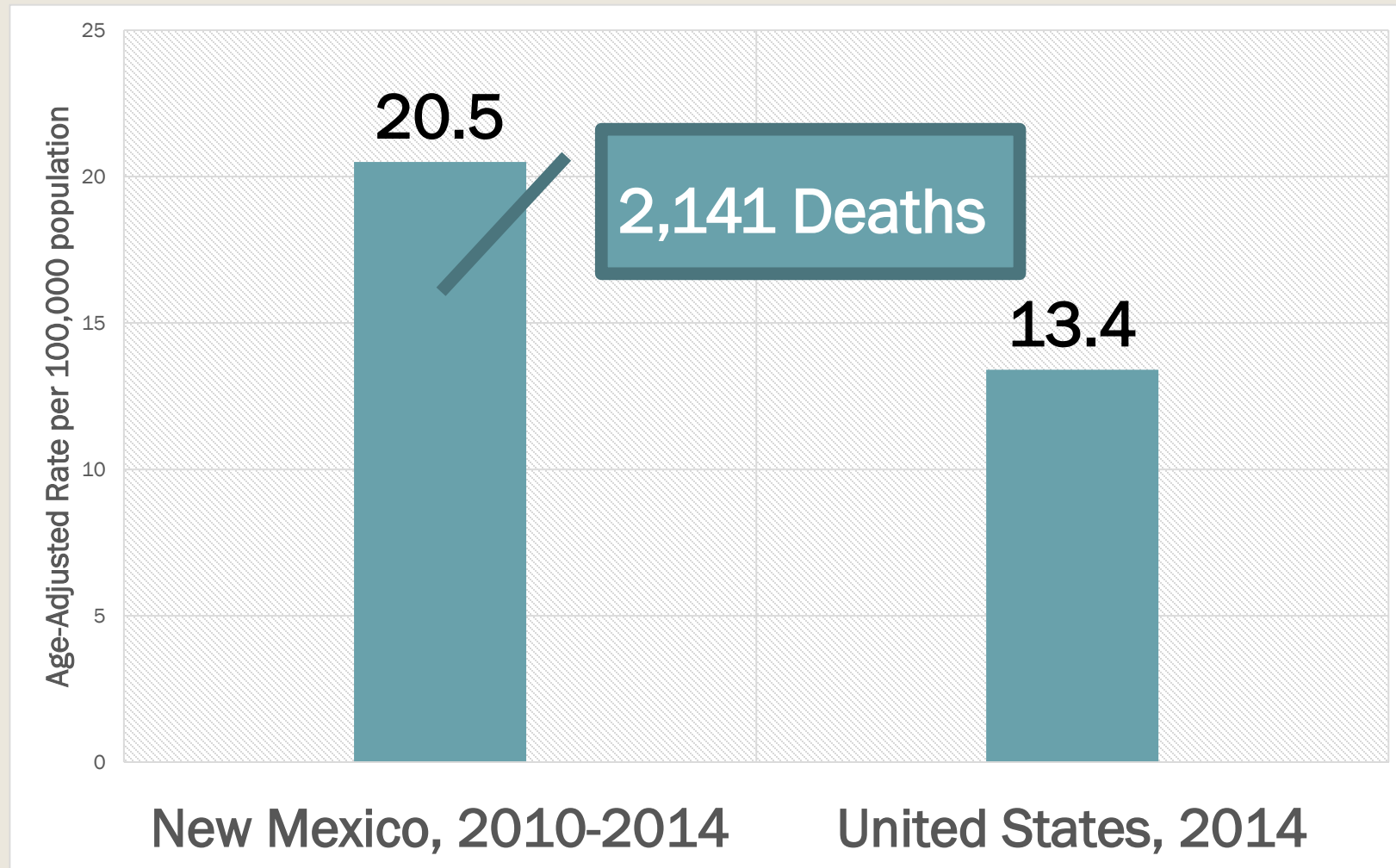


- Among adults who perceived a need for treatment but did not receive it, the top reason for not receiving treatment was cost (61.1%), followed by accessibility (31.6%) and personal reasons (32.2%)
- The percentage of adults reporting improved functioning from treatment in the public mental health system in New Mexico is similar to that of the United States (70.3% vs. 70.9%).
- The percentage of children and adolescents reporting improved functioning in New Mexico was higher than that of the United States as a whole (80.3% vs. 69.5%).

Alcohol-Related Chronic Disease and Drug Overdose Mortality, New Mexico and United States



Suicide Mortality, New Mexico and United States



Demographics of Medicaid Clients with Active Behavioral Health Diagnoses

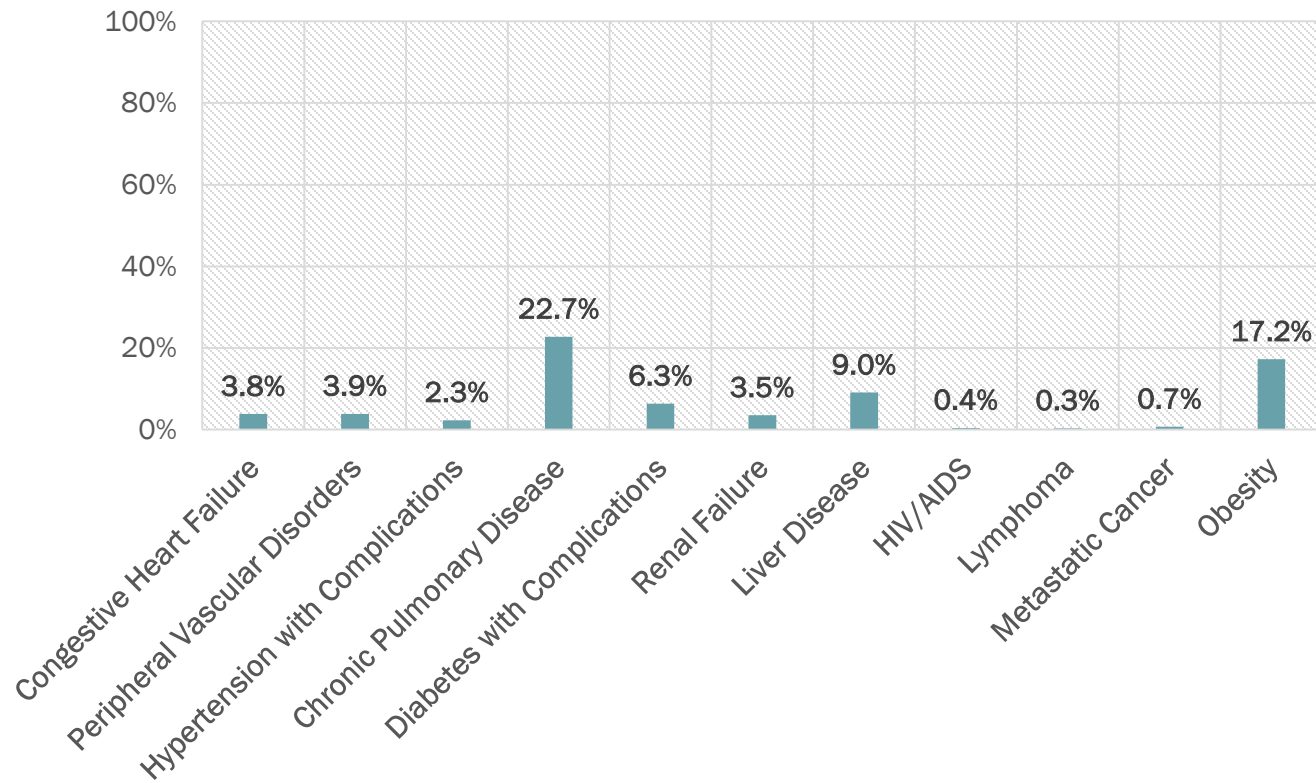
- 65% were 18-65 years old
- 29% were 17 and younger
- 57% were female
- 34% were Native American

Services Utilized by Medicaid Clients with Active Behavioral Health Diagnoses

- 51.1% received medication management
- 61.5% received outpatient treatment services

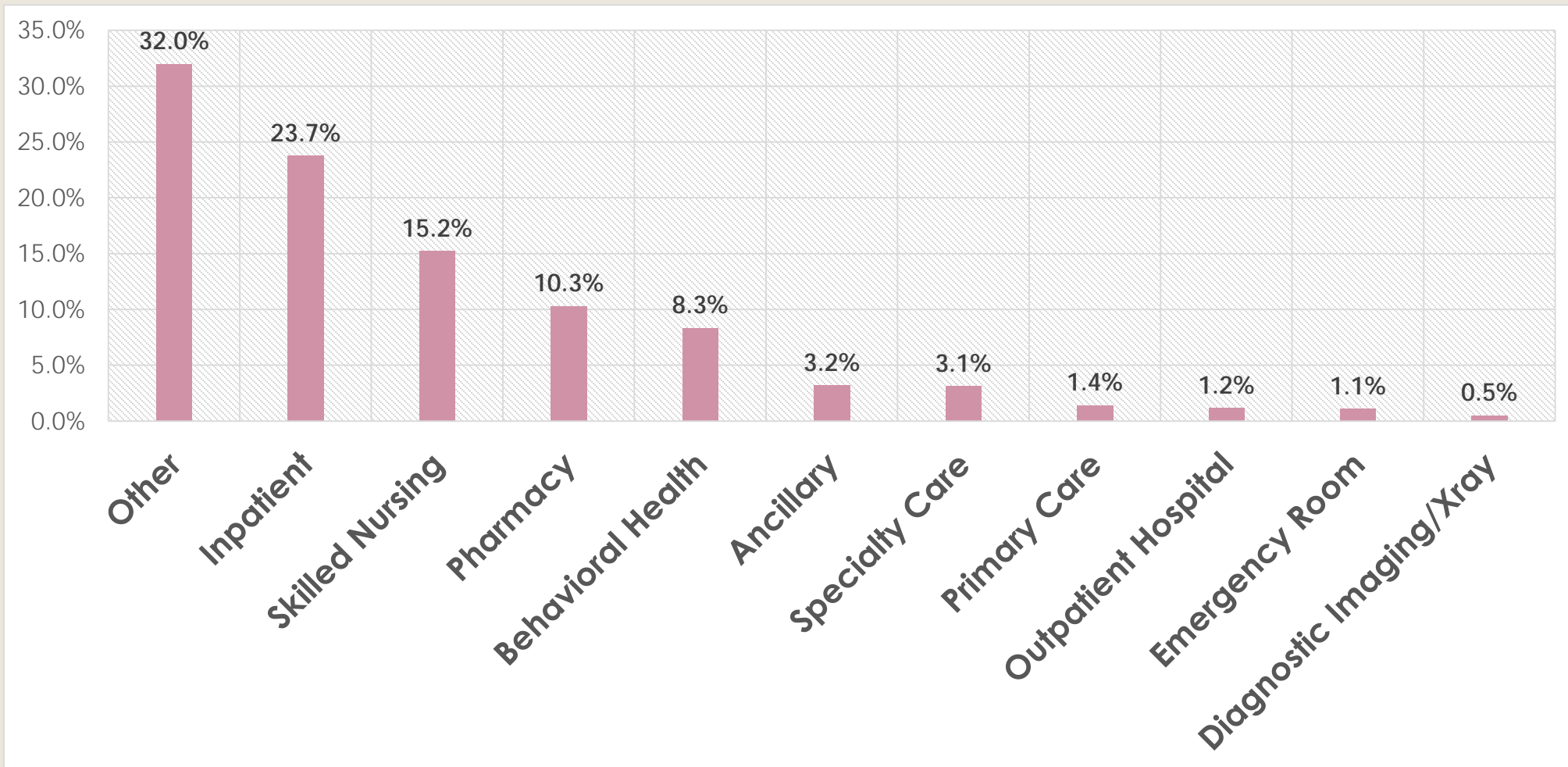
Co-Morbid Chronic Health Conditions

Chronic Conditions among Medicaid Clients with Active Behavioral Health Diagnoses, New Mexico, 2014-2015



Chronic Health Condition	N
Congestive Heart Failure	8,001
Peripheral Vascular Disorders	8,157
Hypertension with Complications	4,837
Chronic Pulmonary Disease	48,033
Diabetes with Complications	13,395
Renal Failure	7,384
Liver Disease	19,097
HIV/AIDS	873
Lymphoma	603
Metastatic Cancer	1,414
Obesity	36,351

Types of Costs of Medicaid-Reimbursed Health Care Services for Clients with Active Behavioral Health Diagnoses



NEXT STEPS

- Update Needs Assessment to include 2016 Medicaid data and 2015 population data
- Additional analyses of Medicaid data:
 - *Describe clients by specific diagnostic categories*
 - *Describe services utilized by diagnostic categories*
 - *Describe prescriptions by diagnostic categories*
- Include data on population insured
- Any other suggestions?

Questions or Comments?

- For More Information:

Deborah Altschul, Ph.D.

daltschul@salud.unm.edu

(505) 272-6238

Jessica Reno, MPH

jreno@salud.unm.edu

(505) 272-0550