

LEGISLATIVE FINANCE COMMITTEE UPDATE

*Dr. James Malm
Chief Executive Officer
UNM-Gallup*



Where We Are Now...

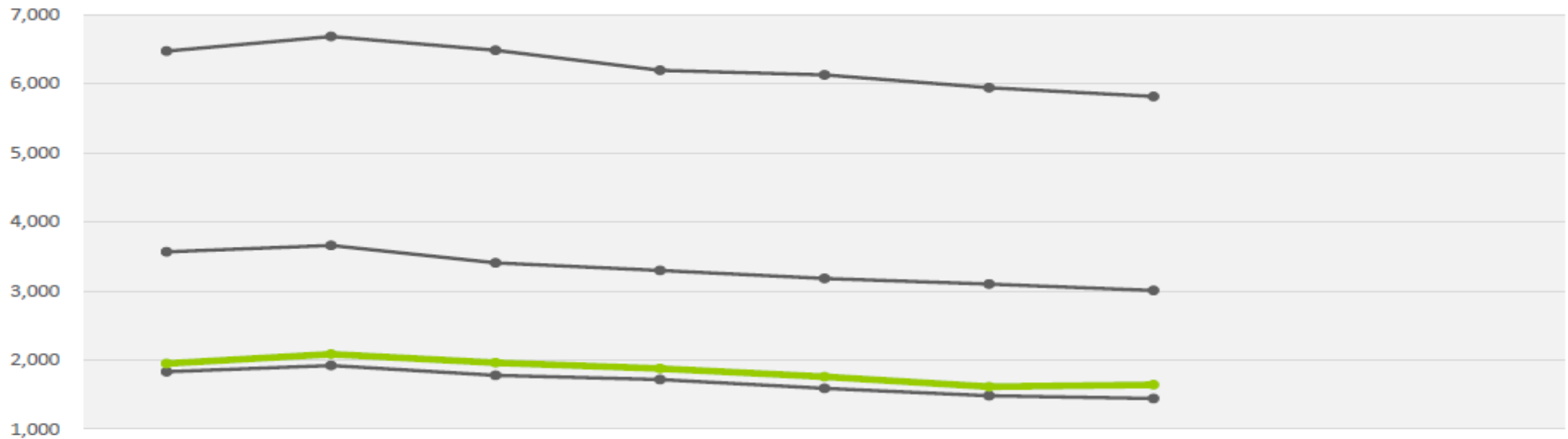
- **2,000 students**
- **87-acre campus**
- **18 degree programs**
- **16 certificates**
- **60 faculty members**
- **140 support staff members**



1. TOTAL FTE

All students: traditional, non-traditional and graduate

PUBLIC ASSOCIATE'S (972)



	2009-2010	2010-2011	2011-2012	2012-2013	2013-2014	2014-2015	2015-2016	2016-2017	2017-2018	
75th percentile	6,474	6,686	6,487	6,196	6,130	5,945	5,817			-10.1%
50th percentile	3,568	3,660	3,407	3,299	3,182	3,100	3,008			-15.7%
25th percentile	1,831	1,921	1,779	1,717	1,591	1,482	1,443			-21.2%

University of New Mexico-Gallup Campus

	1,948	2,085	1,962	1,878	1,758	1,614	1,643			-15.7%
--	-------	-------	-------	-------	-------	-------	-------	--	--	--------

2009-2010 to 2015-2016 change

The University of New Mexico – Gallup prepares people to achieve their educational and professional goals in a context of respect for the traditions and values of the many groups it serves.

Programs – Arts and Sciences...



Art Studio



Liberal Arts



Science

This is where you come to get a strong and broad education in humanities that can be a spring board to almost anywhere.

Programs – Education, Health and Human Services...



Dental Assisting



Emergency Medical Services



Early Childhood Multicultural Education



Health Information Technology



Human Services



Medical Laboratory Technology



Nursing

Programs – Business and Applied Technologies...



Auto Technology



Bookkeeping



Business Administration



Collision Repair




Construction Technology



Cosmetology/Barbering

Programs – Business and Applied Technologies...



Criminal Justice



**Environmental Planning
and Design**



General Studies



Information Technology



**Organizational
Management & Admin.**



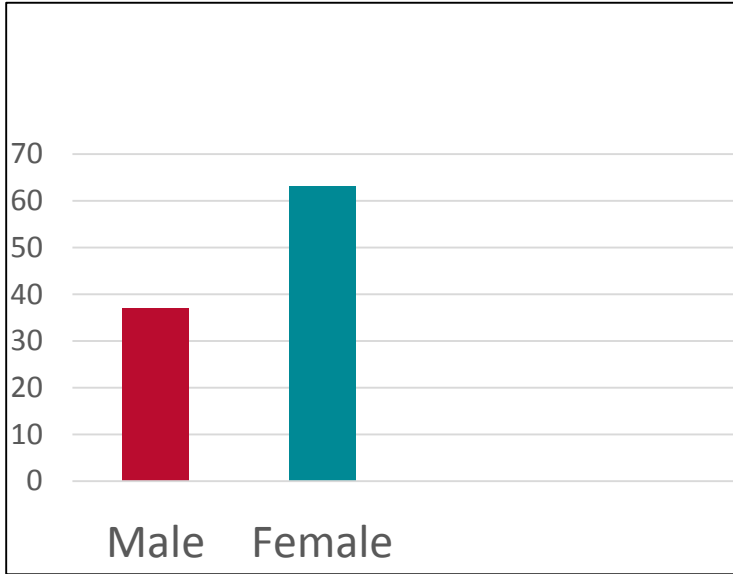
Welding Technology

Community Education and Workforce Development...

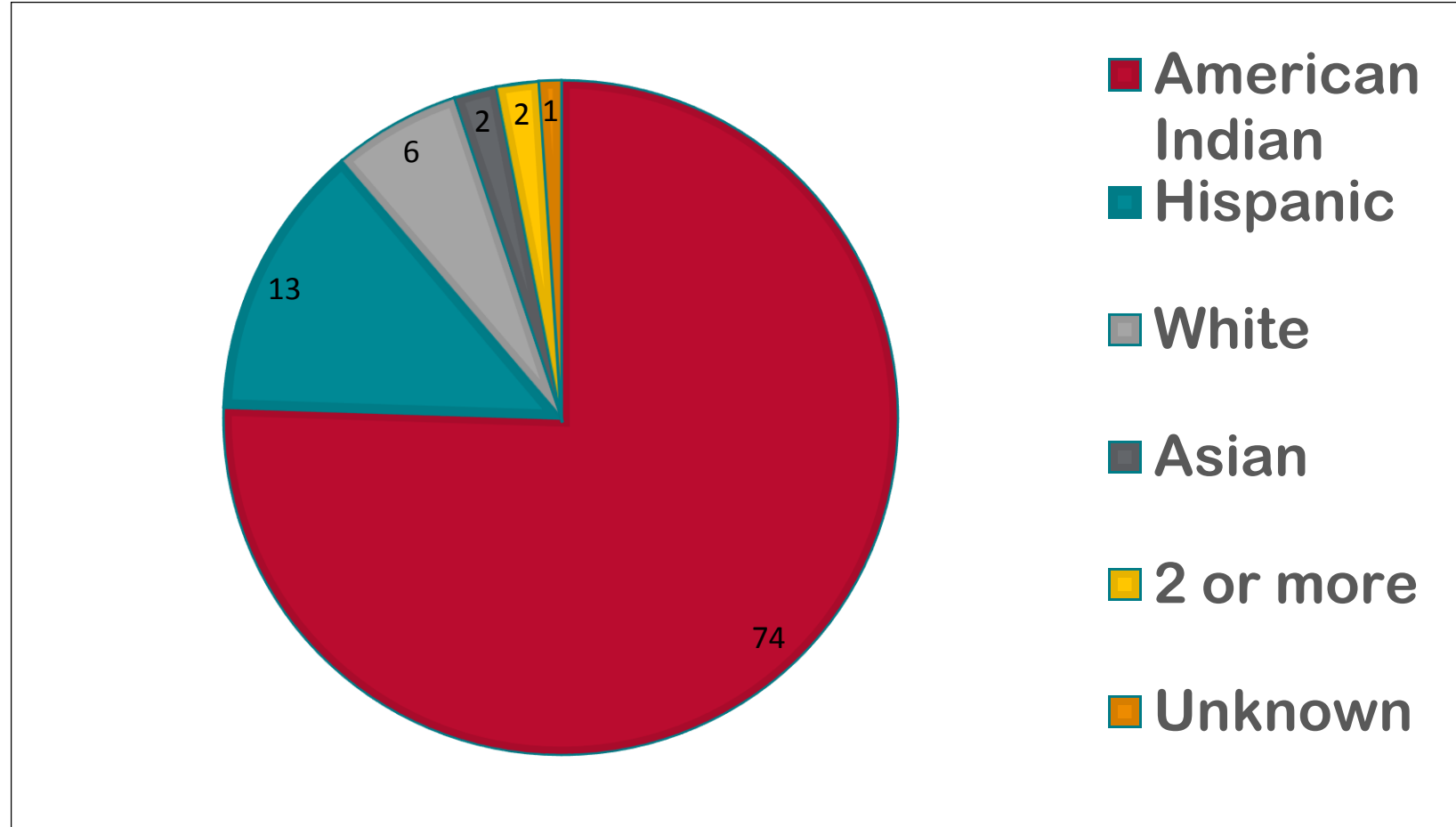
- Non-Credit Classes
- Seminars and Workshops
- Professional Development
- Personal Enhancement
- Career Advancement
- Industry Certifications
- All ages



Meet Our Students...

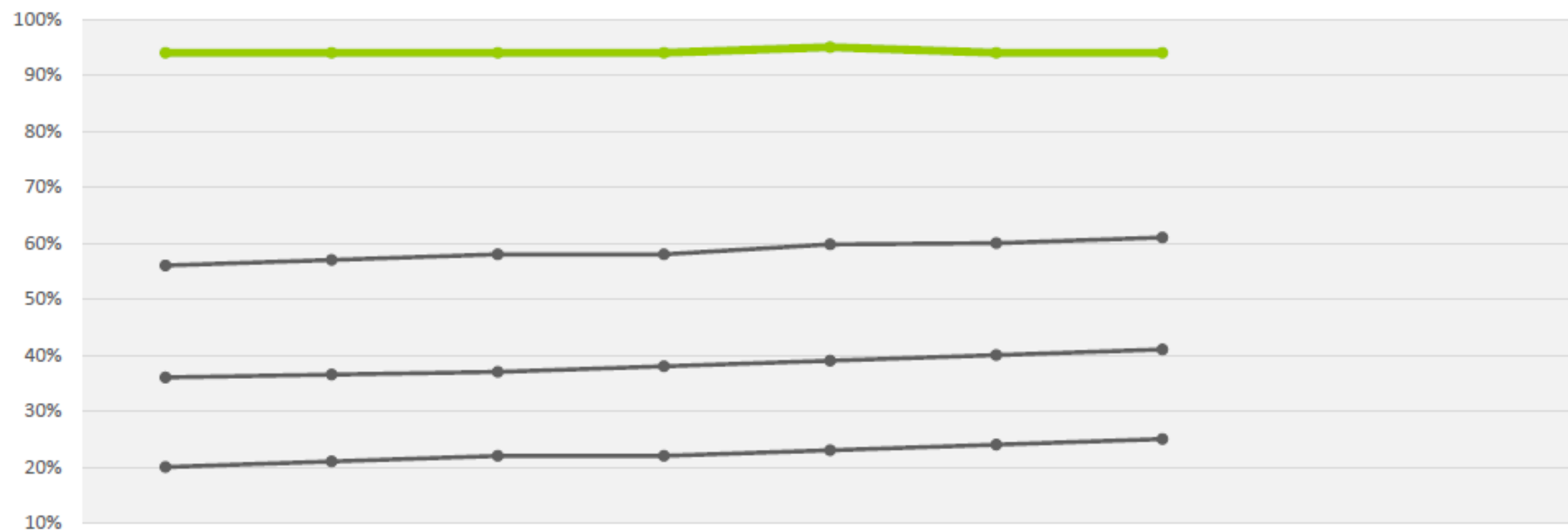


Average Student Age = 26



5. UG MINORITY PERCENTAGE

PUBLIC ASSOCIATE'S (974)



	2009-2010	2010-2011	2011-2012	2012-2013	2013-2014	2014-2015	2015-2016	2016-2017	2017-2018
75th percentile	56%	57%	58%	58%	60%	60%	61%		
50th percentile	36%	37%	37%	38%	39%	40%	41%		
25th percentile	20%	21%	22%	22%	23%	24%	25%		

University of New Mexico-Gallup Campus

94%	94%	94%	94%	95%	94%	94%		
-----	-----	-----	-----	-----	-----	-----	--	--

**We are the engine of
knowledge creation
and dissemination
that allows our
students to stay close
to home and go far.**



Why Our Students Succeed...

**18:1 Student to
faculty ratio**

**Center for
Academic
Learning**

**Veterans Resource
Center**

**Student Life
Center**

**TRiO Student
Support Services
& Lobo Academy**

Learning Doesn't Happen Only in the Classroom...



Community Impact...

They call us a “community” college for a good reason. Our students are out there making a difference. Practicing what they are learning.





And our doors are wide open.

We are here for the community and share our UNM-Gallup spirit because the community has always been there for us.







Challenges and Barriers...

Institutional:

-  Rising Costs
-  Public Opposition to Tuition Increases
-  New Mexico HED Performance Funding Formula
-  National Student Success Agenda

Student:

-  Financial Burden
-  Technology Access
-  Preparedness
-  Transportation

Ensuring Student Progress...

UNM-Gallup provides higher education at an affordable price.

Tuition and fees for a fulltime student are \$1,932.00 per year

This compares to \$9,970 average tuition rate for state residence 4-year public colleges

But the cost of education doesn't end with tuition – total cost of attendance includes much more and can often make the difference between a student staying in school and having to take a break.

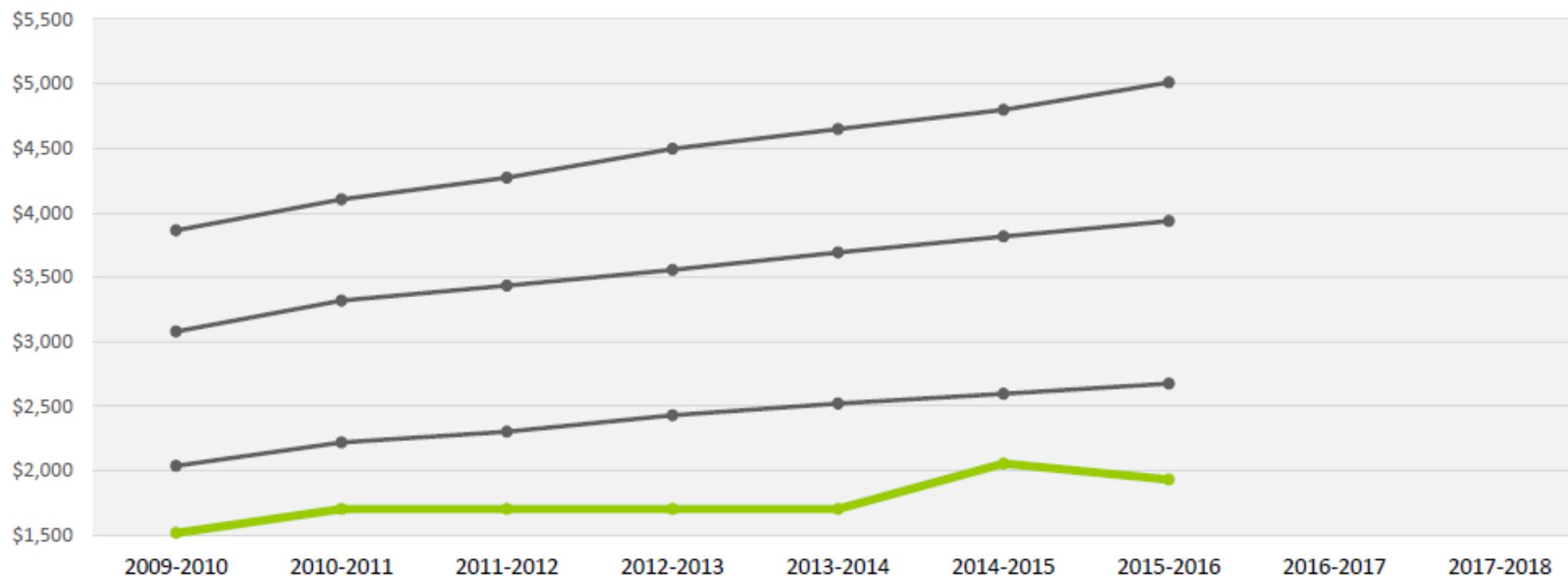
Our challenge is to support students in and out of the classroom and keep their educational dreams alive.



8. TUITION AND FEES (\$)

Published "sticker" price

PUBLIC ASSOCIATE'S (967)








	2009-2010	2010-2011	2011-2012	2012-2013	2013-2014	2014-2015	2015-2016	2016-2017	2017-2018	2009-2010 to 2015-2016 change
75th percentile	3,864	4,105	4,273	4,497	4,650	4,797	5,011			29.7%
50th percentile	3,080	3,320	3,435	3,558	3,693	3,816	3,936			27.8%
25th percentile	2,039	2,221	2,303	2,430	2,522	2,597	2,677			31.3%

University of New Mexico-Gallup Campus

	1,518	1,704	1,704	1,704	1,704	2,057	1,932			27.3%
--	-------	-------	-------	-------	-------	-------	-------	--	--	-------

2009-2010 to 2015-2016 change

Where Do We Go From Here?

-  Solid program reviews
-  Strengthen community engagement through partnerships, mentorships, internships and service learning opportunities
-  Extend our reach through dual enrollment, expanded online offerings and exploration of new learning platforms
-  Continue to promote intergenerational student success by providing a wide array of student support services
-  Reduce student debt by providing additional financial assistance that covers tuition and other costs of attendance

**Outcomes that
build incomes.**

gallup.unm.edu

NM GALLUP

NM GALLUP



UNM GALLUP