

New Mexico Junior College

New Mexico's first independent community college



Assurance System Samples

HLC provides the following Assurance System demonstration sites for institutions that are preparing for an upcoming review. They are intended to help institutions become familiar with the Assurance System and provide examples of how evidence may be organized and linked in the Assurance Argument or Systems Portfolio.

Please note:


- > The demonstration sites are available with “read only” access. Users will not be able to edit any text or files, or add additional users.
- > Although users are free to take notes about how the sites are organized, please respect the intellectual property of the institutions that have volunteered to provide their materials. By logging into these demonstration sites, the user agrees not to print, export, copy, save, photograph or otherwise reproduce content from these sites.

Related Policies and Procedures

- > [Assurance Review](#)
- > [Systems Portfolio and Appraisal](#)
- > [Comprehensive Evaluation](#)
- > [Standard Pathway](#)
- > [AQIP Pathway](#)
- > [Open Pathway](#)
- > [Criteria for](#)


The password for all demonstration sites is **accreditation**.

Institution	Username
Blue Ridge Community and Technical College <i>Standard Pathway</i>	hlc.guest1@gmail.com
Marian University <i>Open Pathway</i>	hlc.guest2@gmail.com
Marshall University <i>Open Pathway</i>	hlc.guest3@gmail.com
New Mexico Junior College <i>Open Pathway</i>	hlc.guest4@gmail.com
Ohio Christian University <i>Standard Pathway</i>	hlc.guest5@gmail.com
Tohono O'odham Community College <i>Standard Pathway</i>	hlc.guest6@gmail.com

- > [Training and System Details](#)
- > [User Manual](#) 
- > [Frequently Asked Questions](#)

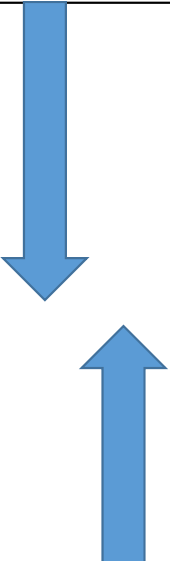
Questions?

[Contact HLC](#)



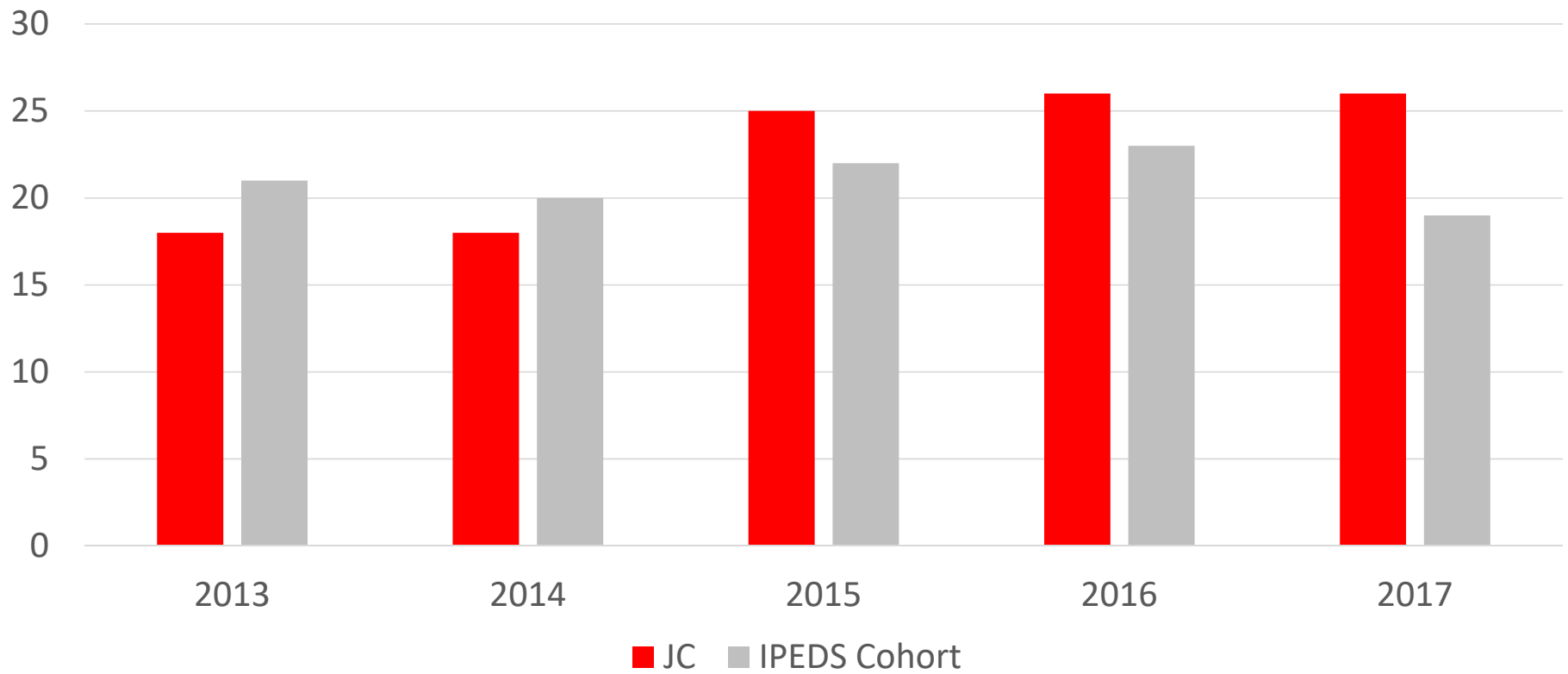
Slide 3

NMJC Credit Hour Enrollment

	Annual SCH	Fall SCH	Fall HDCT	SCH/Stu.	WTI PPB
2013-14	56,717	24,767	3,119	7.9	
2014-15	54,240	25,469	3,329	7.7	
2015-16	54,387	24,760	3,022	8.2	
2016-17	54,729	25,566	2,678	9.5	
2017-18	51,224	24,076	2,459	9.8	

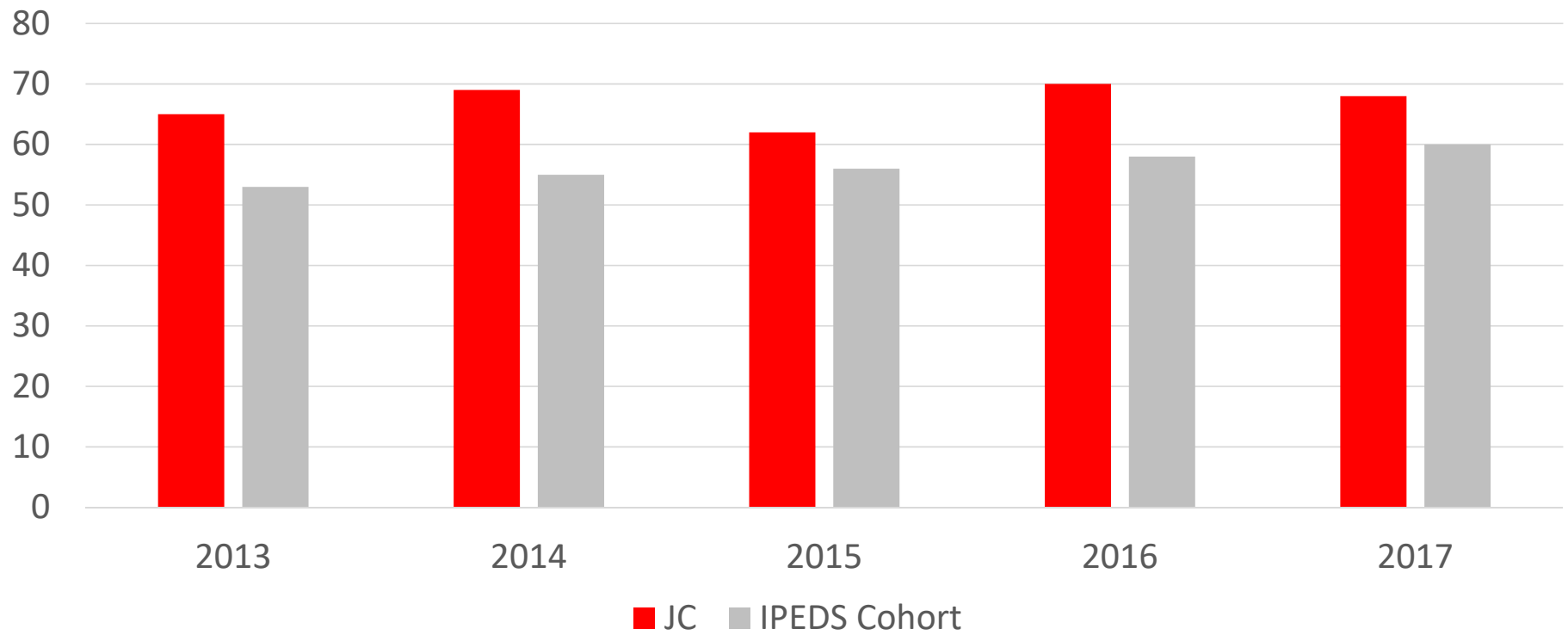
NMJC Overall Graduation Rate

Source: IPEDS Reporting and IPEDS Cohort



NMJC Retention Rate: Fulltime Students

Source IPEDS Reporting and IPEDS Cohort



NMJC and NM Public Education:

A partnership for students

For example,

in 2016, 473 students graduated from Hobbs High School –

Hobbs High Graduates in 2016	473
Enrolled in College	323 (68.3%)
• The number staying in-state	302 (93.5%)
• Attending NMJC	274 (84.8%)
• Attending other NM schools	28

NMJC Non-Credit Workforce Training

	Students	Companies Served	Contact Hrs.	Lea Co. Unempl.	Program Rank
2013-14	4,336	269	47,957	4.3%	#1
2014-15	3,333	244	61,051	4.3%	#2
2015-16	2,020	229	34,563	8.0%	#2
2016-17	2,027	239	40,609	7.9%	#3

NMJC Workforce Training:

Common topics

- Oil and Gas Safety Training
- CDL Training
- Face-to-face medical training (Clinical Medical Assist, EMT, etc.)
- Soft Skills Training (Leadership, MS Office, Communication)
- Instrumentation and Controls
- Lease Pumper Training

Training for Jobs

Credit and non-credit programs

Program	17-18 Enroll	Job Growth	Ave. Salary	Employment Rate
Automotive	52	+43%	\$43,777	100%
Nursing	80	+6.4%	\$76,799	100%
Law Enforcement	74	+8.5%	\$60,942	100%
Welding	61	-14.8%	\$65,990	90-100%
Cosmetology	83	-34%	\$28,364	80-90%
Entertain. Tech.	In development	+200%	\$32,151	
Equine – Vet Tech	In development	+18.6%	\$23,851	
Diesel Tech.	In development	+64.3%	\$64,863	

Salary and industry data for Lea County, NM from EMSI

NMJC Financial Condition

Careful management in a fluctuating economy

	FY13	FY14	FY15	FY16	FY17
Op. Revenue	29,863,894	35,223,251	33,695,565	31,319,972	34,819,567
I&G Expense	20,319,150	22,808,637	24,038,820	25,273,193	26,011,825
Other Expense	5,046,832	6,087,010	5,789,547	5,582,992	5,928,017
Op. Expense	25,365,982	28,895,647	29,828,367	30,856,185	31,939,842
Net Inc. (loss)	4,497,912	6,327,604	3,867,198	463,787	2,879,725

NMJC Operating Budget for FY17

Revenue		
State Funding	6,220,556	19%
Local Mill & Gas	18,120,361	57%
Tuition & Fees	3,928,828	12%
Auxiliary Enter.	2,879,839	9%
Other Revenues	790,258	1%
Total Operating	31,939,842	

I&G Expenses		81.4%
Instruction	10,840,335	
Academic Support	2,833,171	
Student Services	3,327,952	
Institutional Support	5,018,051	
Op & Maintenance	3,992,316	
Other Operations		18.6%
Public Service	173,196	
Internal Service	230,822	
Instit. Student Aid	686,390	
Auxil. Enterprises	2,579,012	
Intercollegiate Athletics	1,581,870	
Renewals and Replace.	676,727	
Total	31,939,842	

NMJC Infrastructure Maintenance

	FY	Project Cost	GOB	STB	Institutional
Electrical service	2009	\$1.85 million		\$1.171 million	\$679 k
Central Plant Upgrade	2009	\$5.01 million	\$3.5 million		\$1.51 million
Roof Replacement	2010	\$4.09 million		\$3 million	\$1.09 million
Tunnel Upgrades/ Electrical/Air Handlers	2013	\$5.8 million	\$3.3 million	\$1 million	\$1.5 million
HVAC/Fire/Plumbing GOB for Nov 2018	2019	\$3.34 million	\$2.5 million		\$840 k
Totals		\$20.1 million	\$9.3 million	\$5.17 million	\$5.63 million



Thank you for your support of higher education