

# Jerry Pacheco



**Executive  
Director**

[www.nmiba.com](http://www.nmiba.com)



**President**

[www.nmbia.org](http://www.nmbia.org)



**Senior Business  
Recruiter**

[www.nmpartnership.com](http://www.nmpartnership.com)

# San Jeronimo



Other Santa Teresa Parks →

Pete Domenici Highway →

Solar Farm →

Binational Industrial Park →

U.S.

Mexico

Foxconn →

Sunrise Confections ↑

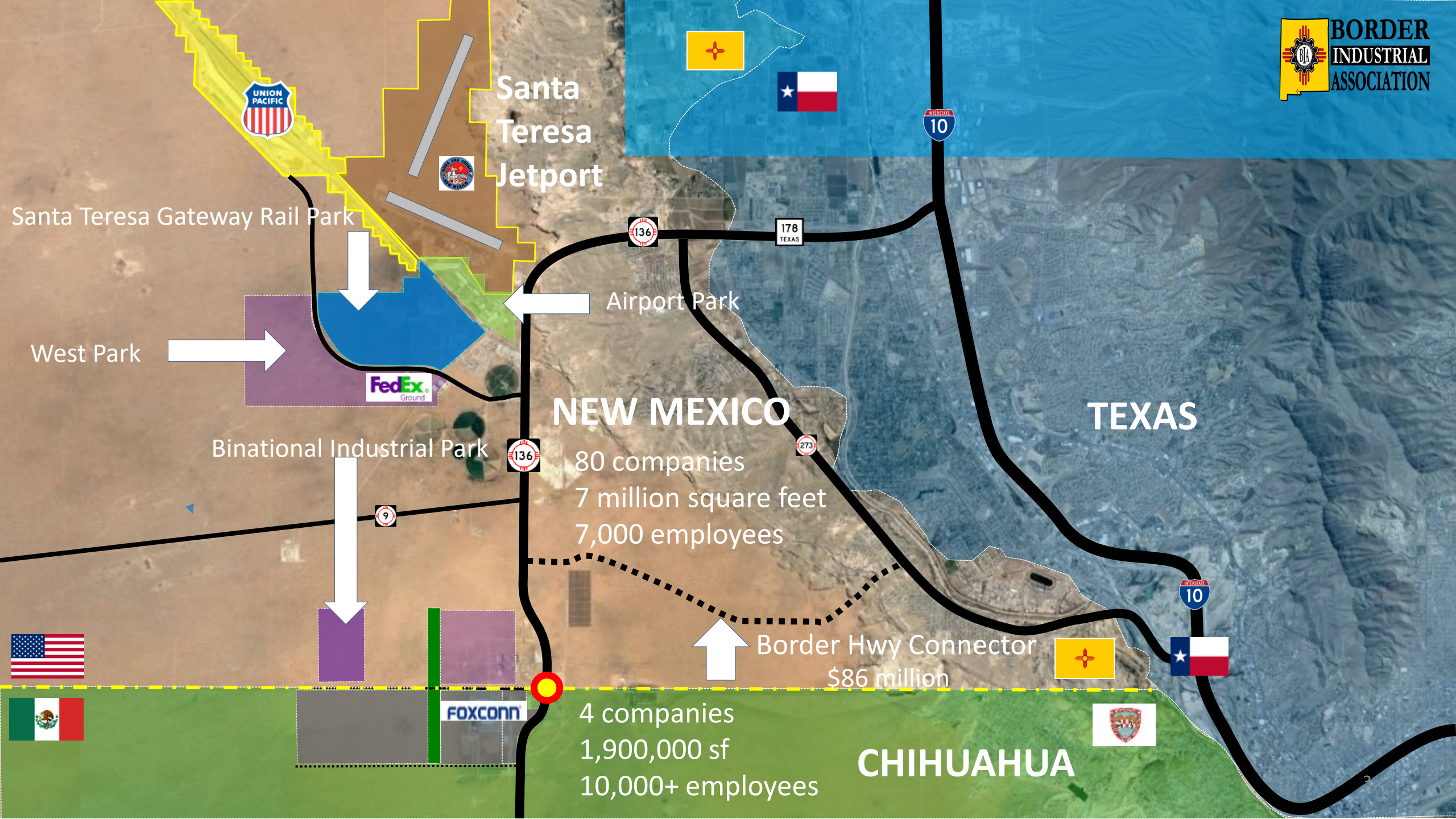
Santa Teresa POE ↑

RR Donnelly ←

JMC Paper Tech ↑

San Jeronimo

San Jeronimo Highway →



Santa Teresa Jetport

Santa Teresa Gateway Rail Park

West Park

Binational Industrial Park

Airport Park

**NEW MEXICO**

**TEXAS**

80 companies  
7 million square feet  
7,000 employees

Border Hwy Connector  
\$86 million

4 companies  
1,900,000 sf  
10,000+ employees

**CHIHUAHUA**





### Santa Teresa Facility - Key Metrics:

Site Acreage:	2,200 acres (11.5 miles long by 1 mile wide)
Trackage:	74,000 ft. expandable to 145,000 feet
Intermodal Lift Capacity:	225,000 units expandable to 700,000 units
Container and Trailer Parking:	1,266 stalls expandable to 4,380 stalls
Automated Gate System:	8 lanes expandable to 12 lanes
Refueling:	First 'run-through' locomotive refueling facility Refrigerated Container and Trailer refueling
Initial Phase Opening:	April 2014

## Santa Teresa Intermodal Facility



**\$500+ Million Investment**  
(Phase I completed May 2014)

# Santa Teresa Cattle Crossing (Union Ganadera)



- Largest cattle crossing on U.S.-Mexico border
- 534,245 head cross per year (growing every year)
- 62% of animals crossed on border cross here
- 20% of all U.S. livestock (imports) exports come through here
- \$625M (import/export) livestock annually

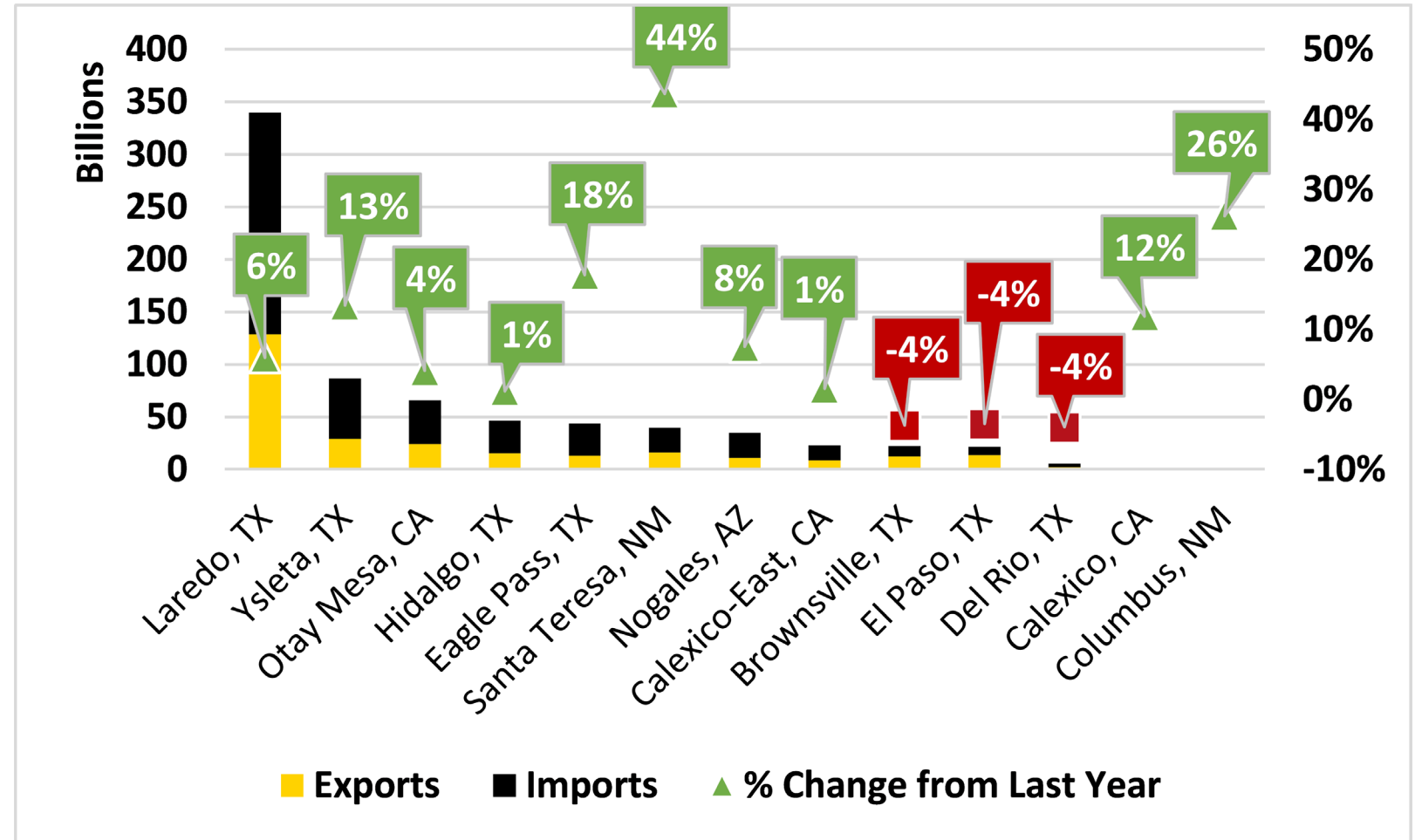
# Leading Companies in Santa Teresa



\* As of 3Q 2019

# 2024 Import and Export Values at selected Land POEs along the US/MX Border

In 2024 the total value of trade crossing the Santa Teresa Port of Entry grew to \$39.8 billion, a 44% increase from 2023's totals.



# SANTA TERESA'S IMPACT ON NM

NMSU's Center for Border Economic Development just updated an economic impact analysis on the industrial activity of Santa Teresa and found that **Santa Teresa contributes \$2 Billion to NM's economy**, \$47M in state and local taxes, and \$108M in federal taxes.



## Economic Impact of the Santa Teresa Port of Entry and the Santa Teresa Industrial Parks, 2023



The Center for Border Economic Development and Arrowhead Center at New Mexico State University have prepared a study of the economic impact of the Santa Teresa Port of Entry and the Santa Teresa Industrial Parks. The purpose of this analysis is to estimate the economic impact of border-related business and international trade activities enabled by the Santa Teresa Port of Entry and the Santa Teresa Industrial Parks.

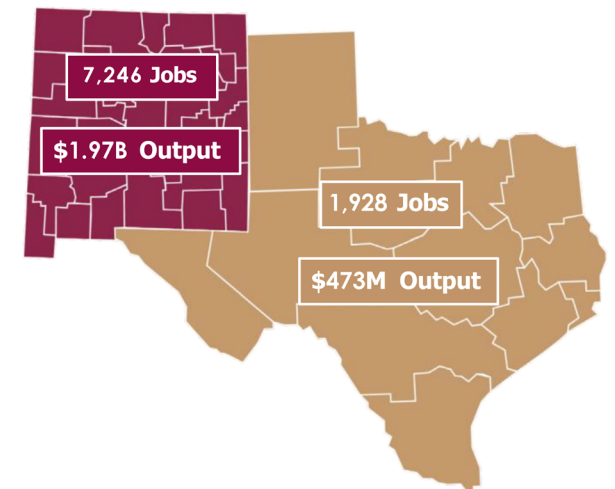
Our study has found the employment and construction activities at Santa Teresa Port of Entry and the Santa Teresa Industrial Parks produced the following impacts in 2023:

- 4,442 direct jobs, 9,174 total jobs
- \$2.45 billion in total output, \$955 million in value-added production
- \$176 million in taxes generated, \$108 million in federal taxes, \$47 million in taxes in New Mexico and \$21 million in taxes in Texas
- \$31.5 billion in international trade facilitated in 2022, equal to 14.8% average growth per year in 2021-2022
- Approximately 80% of the economic benefits of Santa Teresa accrue to New Mexico, with the remainder to Texas

### Santa Teresa Industrial Parks Economic Impact in New Mexico and Texas, 2023

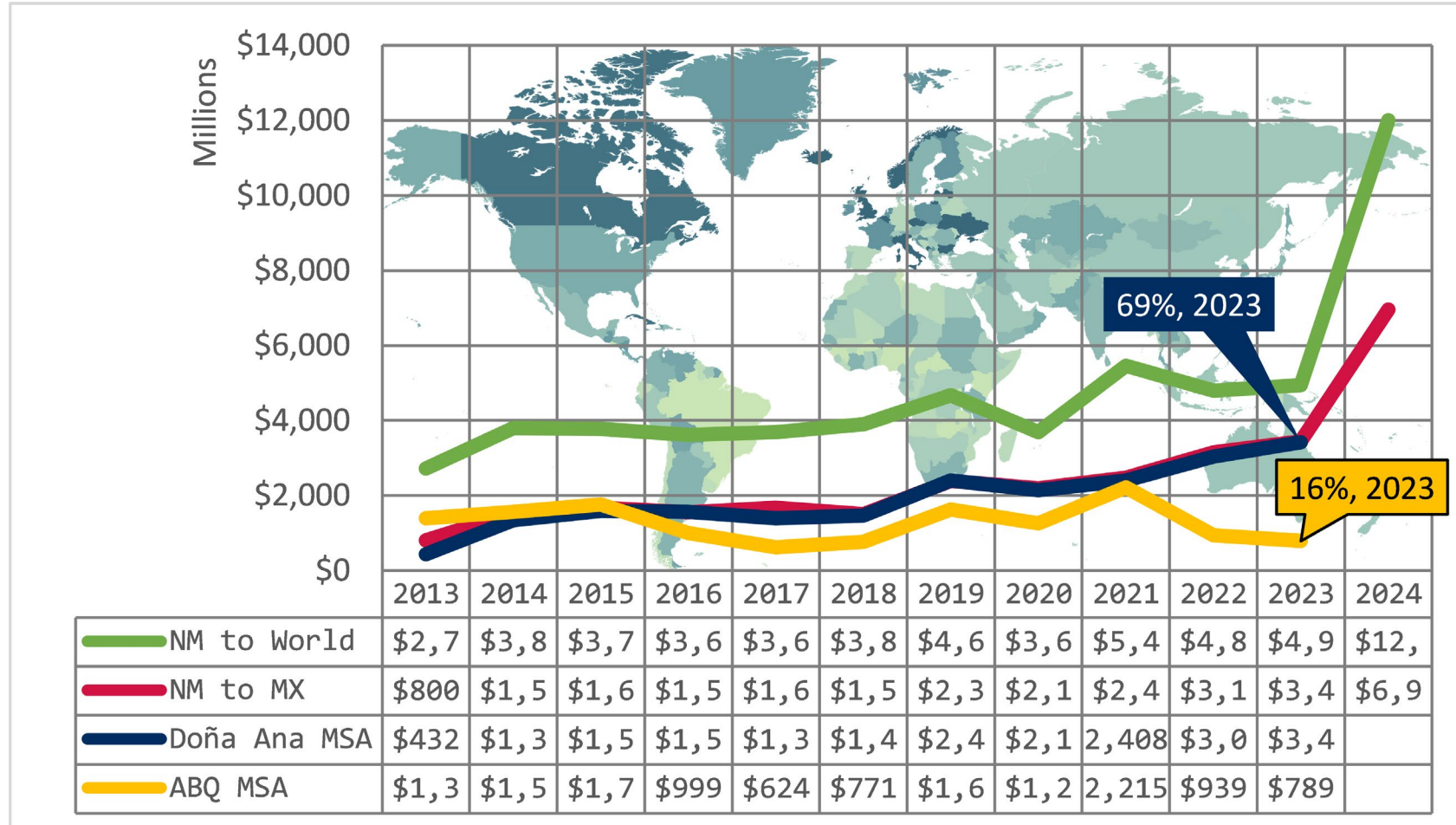
	New Mexico	Texas	Total
<b>Total Jobs Supported</b>	<b>7,246</b>	<b>1,928</b>	<b>9,174</b>
Labor Income	\$321M	\$102M	\$423M
Value Added	\$750M	\$205M	\$955M
<b>Economic Output</b>	<b>\$1.97B</b>	<b>\$473M</b>	<b>\$2.45B</b>
State and Local Taxes	\$47M	\$21M	\$68M
Federal Taxes	\$83M	\$25M	\$108M
<b>Total Tax Generated</b>	<b>\$130M</b>	<b>\$46M</b>	<b>\$176M</b>

\*components may not sum to totals due to rounding.





## Comparing Selected Region's Exports



## Newly completed or projects under construction

- Oro, LLC (onion processor) 74,000 sf
- Louisiana Pepper Exchange (chile masn) 120 vats
- Coast Aluminum (aluminum distributor) 75,000 sf
- Monti (metal fabrication) 80,000 sf
- Franklin Mountain Packaging (corrugating) 151,000 sf
- ThyssenKrupp (metal fabrication) 86,000 sf
- Hota (drive trains and gears) 30-acre campus
- Valley Cold Storage (cold storage) 135,00 sf expansion
- Brake Parts, Inc. 415,000 sf
- ARS distribution warehouse 100,000 sf
- Abyacsa (spec building) 135,000 sf
- Pan American Realty (spec building) 116,000 sf
- Borderplex Digital Assets ??
- Green Power Motors (electric buses) ??

# Other Development

- Franklin Mountain Industrial park 200-acre-plus industrial
- Alta Vista Enterprises 272-acre industrial Park
- Alta Vista Estates residential/  
commercial development 1,200 acres
- Milagro Solar Farm 1,103 acres
- Santa Teresa Solar Storage 950 acres
- Desalinization project

# Santa Teresa Space Recently Completed, Under Construction, or Slated for Construction



Blue Road Investments	220,895 sf
	425,368 sf
	415,000 sf
Abyacsa	135,000 sf
	135,000 sf
Border Spec 1	120,000 sf
Franklin Mountain Packaging	151,728 sf
Monti, Inc.	80,000 sf
Coast Aluminum	75,000 sf
Oro, Inc.	74,000 sf
Louisiana Pepper Exchange	45,000 sf
Panamerican Realty Spec.	116,000 sf
Valley Cold Storage expansion	135,000 sf
<b>TOTAL SANTA TERESA</b>	<b>2,542,991 sf</b>

# San Jeronimo Space Under Construction or Recently Completed



Foxconn 1,200,000 sf

Sunrise Confections 280,000 sf

JMC 55,000 sf

**TOTAL San Jeronimo 1,535,000 sf**

**TOTAL SANTA TERESA/SAN JERONIMO: 4,077,991 sf**

# Supply the Supplier Program

- Total contracts/work to date:

**\$63,697,022.00**