

ACTION PLAN

Submitted by agency?	Yes
Timeline assigned?	No
Responsibility assigned?	No

Department of Public Safety

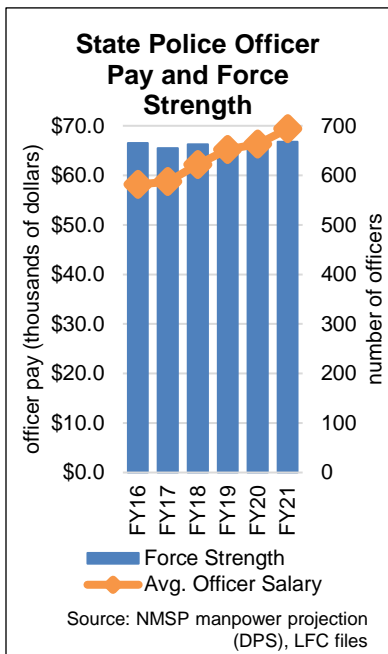
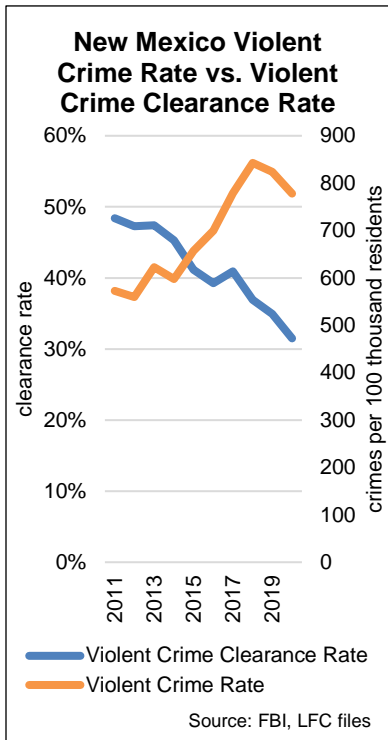
As violent crime rose nationally and homicides soared in cities across the country in 2020, New Mexico saw reductions in violent and property crime, as well as a drop in homicides both statewide and in its largest city. While data from Albuquerque indicate decreases in property crime continued into 2021, violent crime rates increased, and the number of homicides substantially exceeded those of recent years.

Certainty of apprehension is a particularly powerful deterrent to crime, but falling violent crime case clearance rates—the rate at which crimes are closed, generally by arrest—at New Mexico’s law enforcement agencies suggest the state is failing to create such a deterrent. Between 2014 and 2020, the state’s violent crime rate rose 30 percent, while the number of cases cleared fell 13 percent. During the same period, the Albuquerque Police Department reported a 167 percent rise in homicides and a 42 percent reduction in cases cleared.

Law Enforcement Program

Operations. The Department of Public Safety (DPS) is on track to meet or exceed its targets for DWI enforcement operations and commercial motor vehicle inspections in FY22. DWI arrests increased slightly in the first quarter of FY22 compared with the fourth quarter of FY21 but remain far below average quarterly arrests in FY18, FY19, and FY20. Preliminary data from the Department of Transportation indicate alcohol-involved traffic fatalities may have fallen over the past year, suggesting reduced arrests may be more indicative of reduced DWIs rather than enforcement issues.

Manpower. DPS reports an average vacancy rate of 11.2 percent among New Mexico State Police (NMSP) officers over the first quarter of FY22, an increase compared with the prior quarter and the third quarter in a row that has seen increased vacancies.

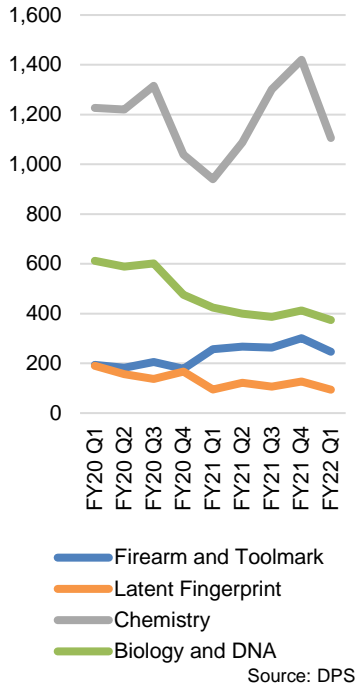


	Budget: \$130,679.2	FTE: 1,059.25	FY20 Actual	FY21 Actual	FY22 Target	FY22 Q1	FY22 Q2	FY22 Q3	Rating
DWI checkpoints conducted			123	231	150	77			G
DWI saturation patrols conducted			1,933	2,290	3,000	937			G
Commercial motor vehicle safety inspections conducted			68,378	76,269	90,000	26,036			G
Misdemeanor and felony arrests*			New	6,844	N/A	2,083			
DWI arrests*			1,647	1,272	N/A	358			
Commissioned state police officer vacancy rate*			New	8.7%	N/A	11.2%			
Commissioned state police officer turnover rate*			New	6.44	N/A	2.34			
Graduation rate of the New Mexico State Police recruit school*			New	71%	N/A	N/A ¹			
Program Rating			G	Y					G

*Measure is classified as explanatory and does not have a target.
1. No state police recruit school graduated in the first quarter.

Despite millions of dollars of general fund investment in officer pay, NMSP has been unable to significantly grow its force and projects workforce reductions over the current year. Between FY16 and FY21, the state invested \$12.4 million in salary increases,

Case Receipts by Type



growing the average state police officer’s annual salary by 19 percent. NMSP’s force strength increased just 0.5 percent over the same period.

Statewide Law Enforcement Support

Forensic Laboratory. The forensic laboratory’s Latent Print and Chemistry units completed more than 100 percent of cases received this quarter, reducing those units’ outstanding case backlogs by 40 percent and 29 percent, respectively. Since becoming fully staffed in the last quarter of FY21, the Firearm and Toolmark Unit substantially improved its case completion rate, increasing from 33 percent in the third quarter of FY21 to 60 percent in the fourth quarter and 96 percent this quarter. Overall, the Firearm and Toolmark Unit completed 31 percent more cases this quarter than last quarter.

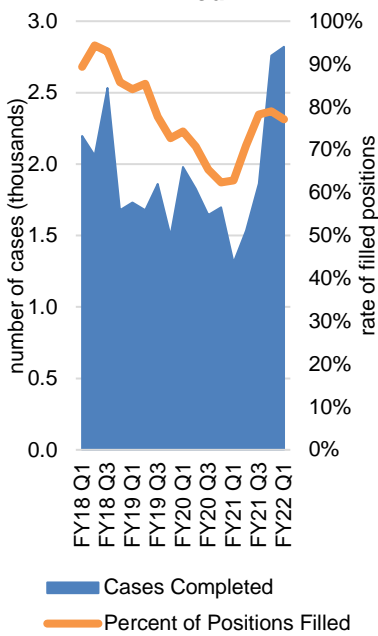
Although the Biology Unit saw significant improvements in its case completions in the second half of FY21—completing over 100 percent of cases in both the second and the third quarters—the unit’s completion rate dropped to 69 percent this quarter after losing two staff members in July.

**Department of Public Safety
FY22 Q1 Forensic Cases Received and Completed**

Case Type	Cases Received	Cases Completed	Completion Rate	Pending Cases	Scientist/ Technician Vacancy Rate
Firearm and Toolmark	246	236	96%	1,678	0%
Latent Fingerprint	94	190	202%	147	22%
Chemistry	1,106	2,137	193%	2,496	15%
Biology and DNA	374	258	69%	1,572	21%

Source: DPS, State Personnel Office organizational listing report

Forensic Lab Case Completions vs. Percent of Positions Filled



Law Enforcement Academy Board. The Law Enforcement Academy Board began FY22 with 64 outstanding complaint cases, received 21 new cases over the course of the quarter, and adjudicated 22 cases, ending the quarter with 63 outstanding cases.

	FY20 Actual	FY21 Actual	FY22 Target	FY22 Q1	FY22 Q2	FY22 Q3	Rating
Budget: \$22,026.7 FTE: 157							
Forensic firearm and toolmark cases completed	80%	37%	100%	96%			G
Forensic latent fingerprint cases completed	65%	150%	100%	202%			G
Forensic chemistry cases completed	93%	103%	100%	193%			G
Forensic biology and DNA cases completed	73%	93%	100%	69%			R
Forensic scientist and forensic technician vacancy rate*	New	22.9%	N/A	22.4%			
Complaint cases reviewed and adjudicated by the New Mexico Law Enforcement Academy Board*	100%	100%	N/A	100%			
Program Rating	Y	G					G

*Measure is classified as explanatory and does not have a target.