



EDUCATION  
EDUCATION  
Education



# Welcome to the Los Alamos Public Schools

Presentation Prepared for  
the Legislative Education  
Study Committee

Representative  
Dennis J. Roch, *Chair*

RECEIVED  
JULY 11 2016  
LESC

July 13, 2016

# Topics

- “LAPS by the Numbers”
- District Focus Areas
- About Our Students
  - Well-being
  - Analysis of Ds and Fs
  - Transitions
- *Every Student Succeeds Act*
- 2017 Legislative Session



**32** National Board Certified Teachers  
**122** Level 3 Teachers

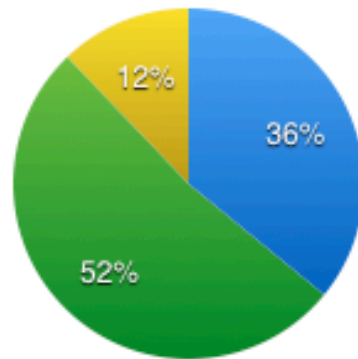
**3498** Students enrolled in **8** schools

**181** Out of District Applications

**90** Athletic State Titles  
**22,300** Scholastic World Record in Reading Minutes  
**313** LAHS students (28.25%) took **614** AP exams  
**88%** of Class of 2015 continued their education with 81% attending 4-year institutions

# LAPS by the Numbers

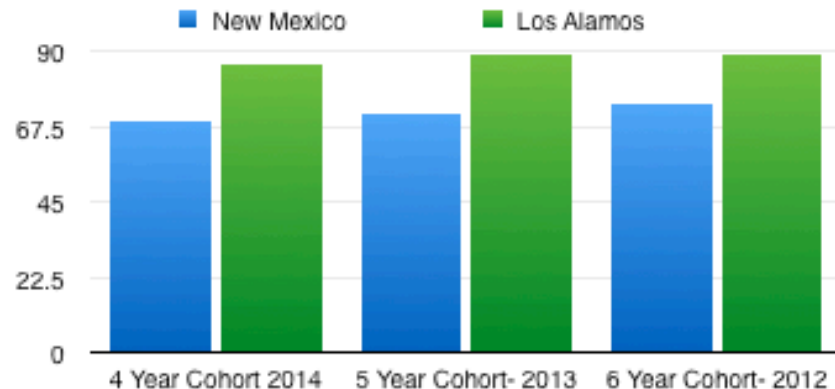
● Waitlist ● Placed ● Declined



## American College Testing (ACT) *Graduating Class of 2015-mean scores*

	English	Math	Composite
LAHS	24.6	24.9	25.3
National	20.4	20.8	21
New Mexico	19.1	19.8	20.1

## Graduation Rate



# LAPS School Board Strategic Planning

## FOCUS AREAS

Student Well-Being

Student Learning

Teacher and Staff Well-Being and Excellence

Fiscal Responsibility

Quality Facilities

Innovative Leadership

Communications and Collaboration

Integrated Technology



# Student Well-Being Focus Area

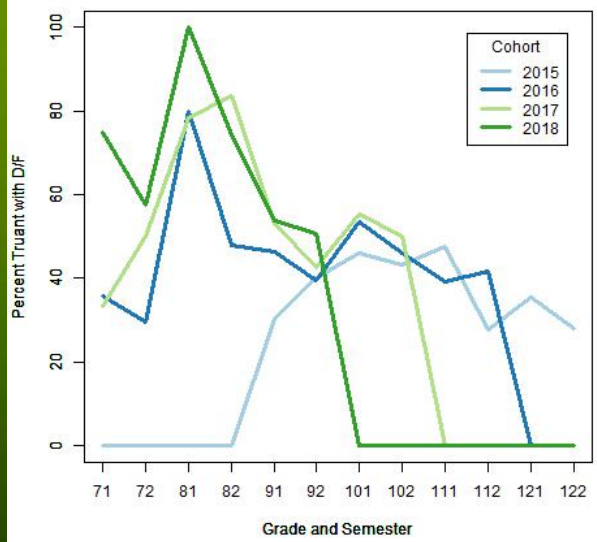
## Designed, researched, and launched the Healthy Community and Schools Initiative

- 98 staff certified in Youth Mental Health First Aid
- Hosted community awareness presentations
- Surveyed students, staff, parents, and community leaders
- Increased student referrals to mental health providers
- Focus on district website
- Healthy Schools Program Director position
- Development of a comprehensive plan for health and well-being



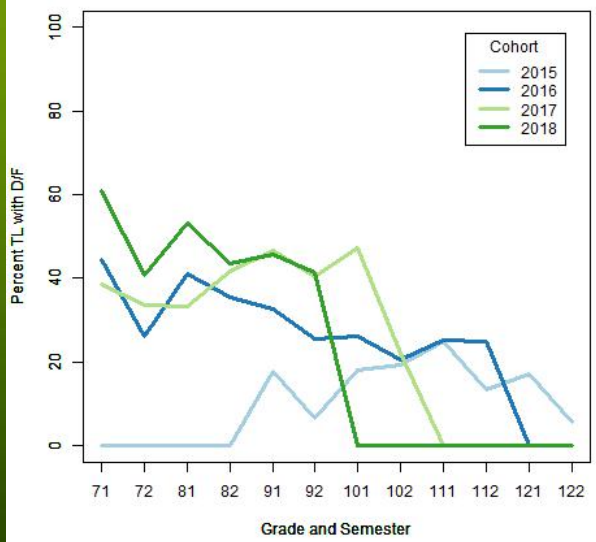
## Analysis of Ds and Fs in High School

D/F by Truancy



We modeled which variables were most associated with receiving Ds/Fs: ethnicity, in-district or out-of-district, suspensions, and attendance

D/F by TL



Tardy and Truant were the only statistically significant variables associated with receiving a D/F

- **Transition from 6<sup>th</sup> grade to 7<sup>th</sup> grade**
  - AVID and Family Groupings
  - Lunch Assistance and Tutoring, Saturday School, WEB Crew
  - American School Counselors Association (ASCA) Model
- **Transition from 8<sup>th</sup> grade to 9<sup>th</sup> grade**
  - American School Counselors Association (ASCA) Model
  - Freshman Academy, Academic Support Center, LINK Crew
  - Credit Recovery, Saturday School, “School of Choice”





# Points of Interest from the *Every Student Succeeds Act*



“Accountability goals are almost entirely up to the states”

States must still test students in the same grades but will now have flexibility in how and when they administer those tests



# Looking Forward to the 2017 Legislative Session

- Flexibility for high-performing schools
- Proceed with caution regarding unfunded mandates
- Funding above the line

*If FY17 “below the line” funding was moved to “above the line,” it would equate to \$1.2m for Los Alamos Public Schools*