



**School Year 2012-2013**

# **NMMI Performance Report**

*The Official State Military College and College Preparatory High School of New Mexico*



# Our Mission

The mission of NMMI is to educate, train, and prepare young men and women to be leaders capable of critical thinking and sound analysis, leaders who possess uncompromising character, and leaders able to meet challenging physical demands




# Academic Performance

...leaders capable  
of critical thinking  
and sound  
analysis...





# Higher Learning Commission



230 South LaSalle Street, Suite 7-500 | Chicago, IL 60604-1411  
312-263-0456 | 800-621-7440 | Fax: 312-263-7462 | ncahlc.org

## STATEMENT OF AFFILIATION STATUS

NEW MEXICO MILITARY INSTITUTE  
101 West College Boulevard  
Roswell, NM 88201

*Affiliation Status:* Candidate: Not Applicable  
Accreditation: (1938- )

PEAQ PARTICIPANT

### Nature of Organization

*Legal Status:* Public  
*Degrees Awarded:* A

### Conditions of Affiliation:

*Stipulations on Affiliation Status:* None.

*Approval of New Additional Locations:* Prior Commission approval required.

*Approval of Distance and Correspondence Courses and Programs:* New Commission policy on institutional change became effective July 1, 2010. Some aspects of the change processes affecting distance delivered courses and programs are still being finalized. This entry will be updated in early 2011 to reflect current policy. In the meantime, see the Commission's Web site for information on seeking approval of distance education courses and programs.

*Reports Required:* None

*Other Visits Scheduled:* None.

### Summary of Commission Review

*Year of Last Comprehensive Evaluation:* 2010 - 2011  
*Year for Next Comprehensive Evaluation:* 2020 - 2021  
*Date of Last Action:* 06/20/2011



# Higher Learning Commission

A commission of the North Central Association

recognizes

*New Mexico Military  
Institute*

*for completing the  
Academy for Assessment of  
Student Learning*

*June 2012*

*Sylvia Manning*

# AdvancED



7665 South Research Drive  
Tempe, AZ 85284

advanc-ed.org  
888.41 EDNOW (888.413.3669)  
480.773.6900  
480.773.6946 fax

July 12, 2013

New Mexico Military Institute  
101 West College  
Roswell, New Mexico 88201

Dear Administrator:

Congratulations! New Mexico Military Institute has been awarded initial accreditation with the North Central Association Commission on Accreditation and School Improvement (NCA-CASI). This action was taken at the AdvancED® Accreditation Commission meeting held on June 22, 2013. A certificate that indicates the term of your NCA-CASI accreditation is enclosed. Throughout this term of accreditation, New Mexico Military Institute must continue to engage in the tasks required of all schools to maintain accredited status as outlined in the *AdvancED Accreditation Policies and Procedures* available on our website at [www.advanc-ed.org/policies-procedures](http://www.advanc-ed.org/policies-procedures). Your efforts and associated accreditation signify your commitment to educational excellence. You can take pride in your achievement and so can your community.

As an accredited institution, you are part of the AdvancED network of over 32,000 schools and systems in over 71 countries that are committed to continuous quality improvement through accreditation. Through our state, national, and international offices, AdvancED, the parent organization of NCA-CASI, offers a wide range of services including workshops, conferences, web-based resources, publications, surveys and technical assistance. Please check the Professional Development tab at [www.advanc-ed.org](http://www.advanc-ed.org) for upcoming events.

Finally, promoting your accreditation is one of the easiest things that you can do to raise awareness of the importance of continuous improvement of education in your community. To help you celebrate your accreditation, we are providing you with a press release that you may share with your local media. You can access the press release by visiting [www.advanc-ed.org/communicationskit](http://www.advanc-ed.org/communicationskit). In the kit, you will find other press releases, brochures, accreditation seals and promotional items to display your pride in your institution's accreditation.

If you have questions regarding the enclosed certificate, e-mail us at [accreditation-certificates@advanc-ed.org](mailto:accreditation-certificates@advanc-ed.org). Our AdvancED Accreditation Office is available to answer any questions you may have as well and can be reached at 888.41 EDNOW (1.888.413.3669). We look forward to serving you now and in the future.

Sincerely,

*Mark A. Elgart*

Mark A. Elgart, Ed.D.  
President/CEO AdvancED



This is to certify that

## New Mexico Military Institute

having met the requirements established by the AdvancED® Accreditation Commission  
and Board of Trustees is hereby accredited by the North Central Association  
Commission on Accreditation and School Improvement.

Valid through June 30, 2018

*Mark A. Elgart*  
Mark A. Elgart, Ed.D.  
President and CEO, AdvancED

# ACT Scores

## Composite Raw Scores 2001-2011

Year	NMMI#	NMMI	NM#	NM	US#	US
2002	133	21.2	11,791	20.0	1,116,082	20.8
2003	102	21.4	11,871	19.9	1,175,059	20.8
2004	126	21.3	11,912	20.1	1,171,460	20.9
2005	127	22.4	11,858	20.0	1,186,251	20.9
2006	104	21.2	11,539	20.1	1,206,455	21.1
2007	85	22.1	11,663	20.2	1,300,599	21.2
2008	95	22.1	11,951	20.3	1,421,941	21.1
2009	81	21.7	12,434	20.0	1,480,469	21.1
2010	80	21.0	12,679	20.1	1,568,835	21.0
2011	73	22.4	13,599	19.8	1,623,112	21.1
2012	89	23.3	13,792	19.9	1,666,017	21.1
2013	85	22.4	13,423	19.9	1,799,243	20.9

2002-2013 ACT Composite Scores, from ACT profile reports, of the graduating high school classes arranged by NMMI sample size and composite scores, New Mexico sample size and composite scores, and National sample size and composite scores.

# CAAP Results

## Collegiate Assessment of Academic Proficiency

CAAP is used as a strategic assessment of the success of the Junior College Program. NMMI 1<sup>st</sup> Class cadets complete the CAAP as a requirement for award of an Associate's Degree. NMMI scores are compared to national averages from ACT, the CAAP Test agency

Year	NMMI Math Scores			National Math Scores			NMMI Reading Scores			National Reading Scores		
	Mean	SD	N	Mean	SD	N	Mean	SD	N	Mean	SD	N
2004	56.9	4.2	105	56.2	3.5	10618	59.2	5.5	104	60.6	5.4	26647
2005	57.7	4.0	87	56.1	3.6	20320	60.6	5.6	87	60.4	5.3	27446
2006	58.1	4.1	98	56.1	3.6	28577	61.0	4.8	99	60.4	5.5	29097
2007	57.7	3.3	110	56.1	3.6	28764	58.7	5.8	109	60.5	5.4	29545
2008	56.8	3.7	108	56.2	3.5	29796	59.5	5.2	108	60.5	5.4	29911
2009	58.2	4.4	75	56.2	3.6	29274	60.2	5.4	75	60.4	5.3	28667
2010	56.6	3.6	83	56.1	3.5	29394	57.9	4.1	83	60.4	5.5	25633
2011	57.3	3.8	82	56.1	3.6	26973	59.0	4.9	82	60.3	5.5	22436
2012	56.6	4.4	123	56.2	3.5	28323	58.0	5.0	124	60.2	5.5	20391
2013	56.8	4.1	82	56.1	3.5	27803	58.0	5.7	82	60.1	5.4	19051

Year	NMMI Critical Thinking Scores			National Critical Thinking Scores		
	Mean	SD	N	Mean	SD	N
2008	59.8	5.2	108	60.9	5.4	22061
2009	60.7	4.8	75	60.8	5.4	24069
2010	56.8	5.1	82	60.7	5.4	26816
2011	59.6	5.4	82	60.7	5.4	26264
2012	57.7	4.9	124	60.6	5.4	26430
2013	57.1	5.8	82	60.6	5.4	26254



# Corps GPA

Fall & Spring Semester 2007-2013

## Fall Semester

Class	2012	2011	2010	2009	2008	2007
1st	2.9	2.99	2.92	2.92	3.04	2.84
2nd	2.42	2.5	2.62	2.56	2.65	2.55
3rd	2.75	2.8	2.82	2.73	2.65	2.95
4th	2.72	2.68	2.56	2.57	2.46	2.56
5th	2.62	2.62	2.64	2.51	2.58	2.42
6th	2.52	2.72	2.37	2.36	2.37	2.46
Corps	2.59	2.68	2.64	2.60	2.64	2.62

## Spring Semester

Class	2013	2012	2011	2010	2009	2008
1st	2.99	3.06	3.04	2.91	3.05	3.04
2nd	2.61	2.61	2.65	2.67	2.8	2.7
3rd	2.86	3.05	2.95	2.97	2.83	2.97
4th	2.81	2.80	2.78	2.73	2.74	2.64
5th	2.76	2.81	2.73	2.73	2.76	2.63
6th	2.4	2.62	2.51	2.57	2.65	2.6
Corps	2.74	2.81	2.75	2.75	2.82	2.77

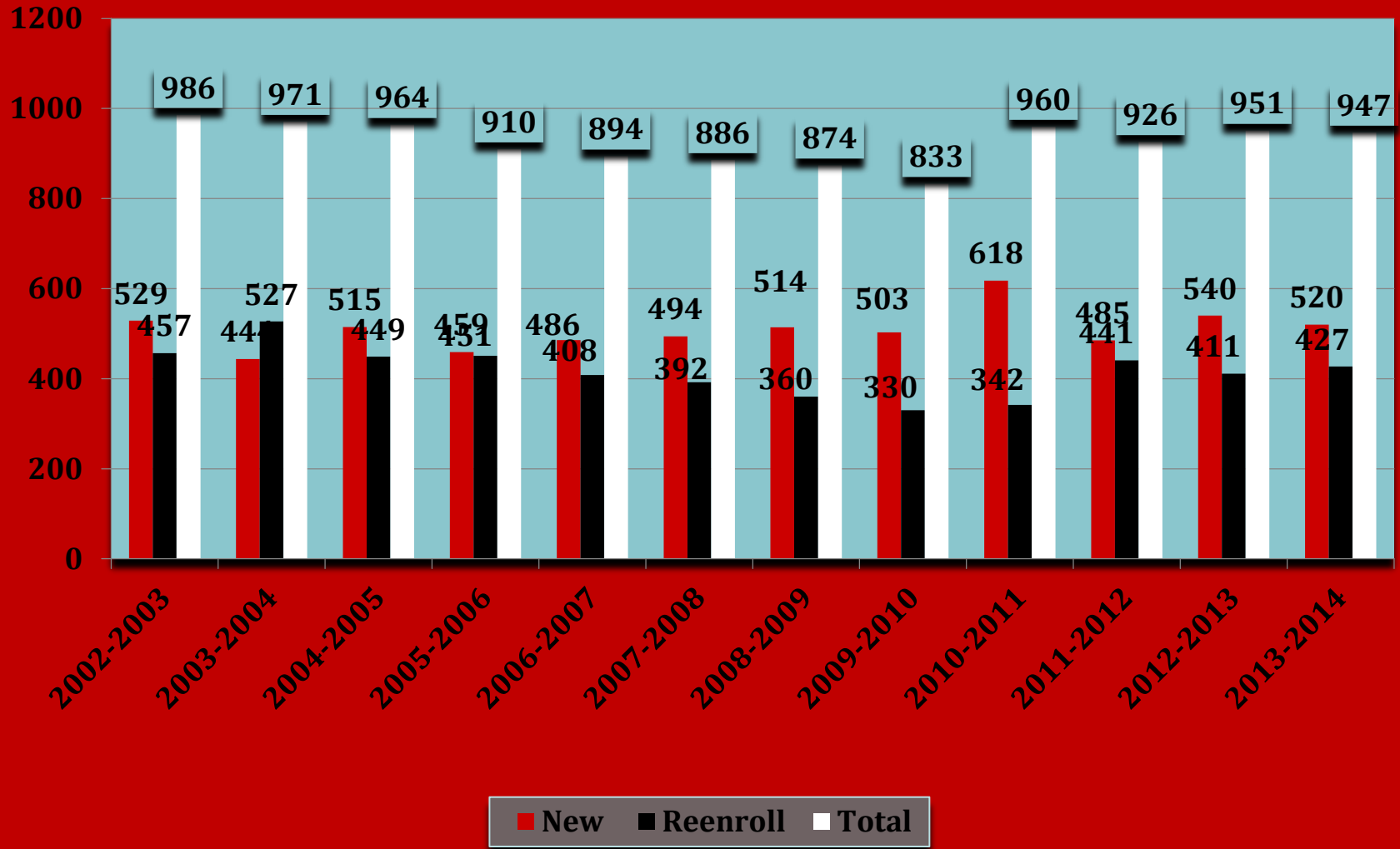
# Scholarships for 2012-2013

- **\$769,464 Scholarship Committee Dollars Awarded**
  - **High School: \$424,579**
    - Resident: \$192,271; Non-Resident: \$178,564;
    - International \$53,744
  - **College: \$344,885**
    - Resident: \$95,968; Non-Resident: \$240,673; International: \$8,244
- **106 New Knowles Legislator Scholarships**
  - **High School: 72**
  - **College: 34**

# Where The 3<sup>rd</sup> Class Is Going

- University of New Mexico
- New Mexico Military Institute
- Texas Tech University
- Baylor University
- United States Naval Academy
- University of Arizona
- University of Northern Iowa
- West Texas A&M University
- University of Missouri
- UCLA
- United States Military Academy
- Texas Christian University
- Colorado State University
- New Mexico Tech
- Bradley University
- Ohio State University
- Arizona State University
- Tecnologico de Monterrey
- Saint Michael's College
- University of Texas San Antonio
- Universidad Nacional Autonoma de Mexico
- New Mexico State University
- Southern Oregon University
- Instituto Tecnologico Autonomo de Mexico
- Southern Utah University
- Universidad Anahuac
- Cheng Kung National University-Taiwan
- Universidad Autonoma de Guadalajara

# Ending a Decade of Decline





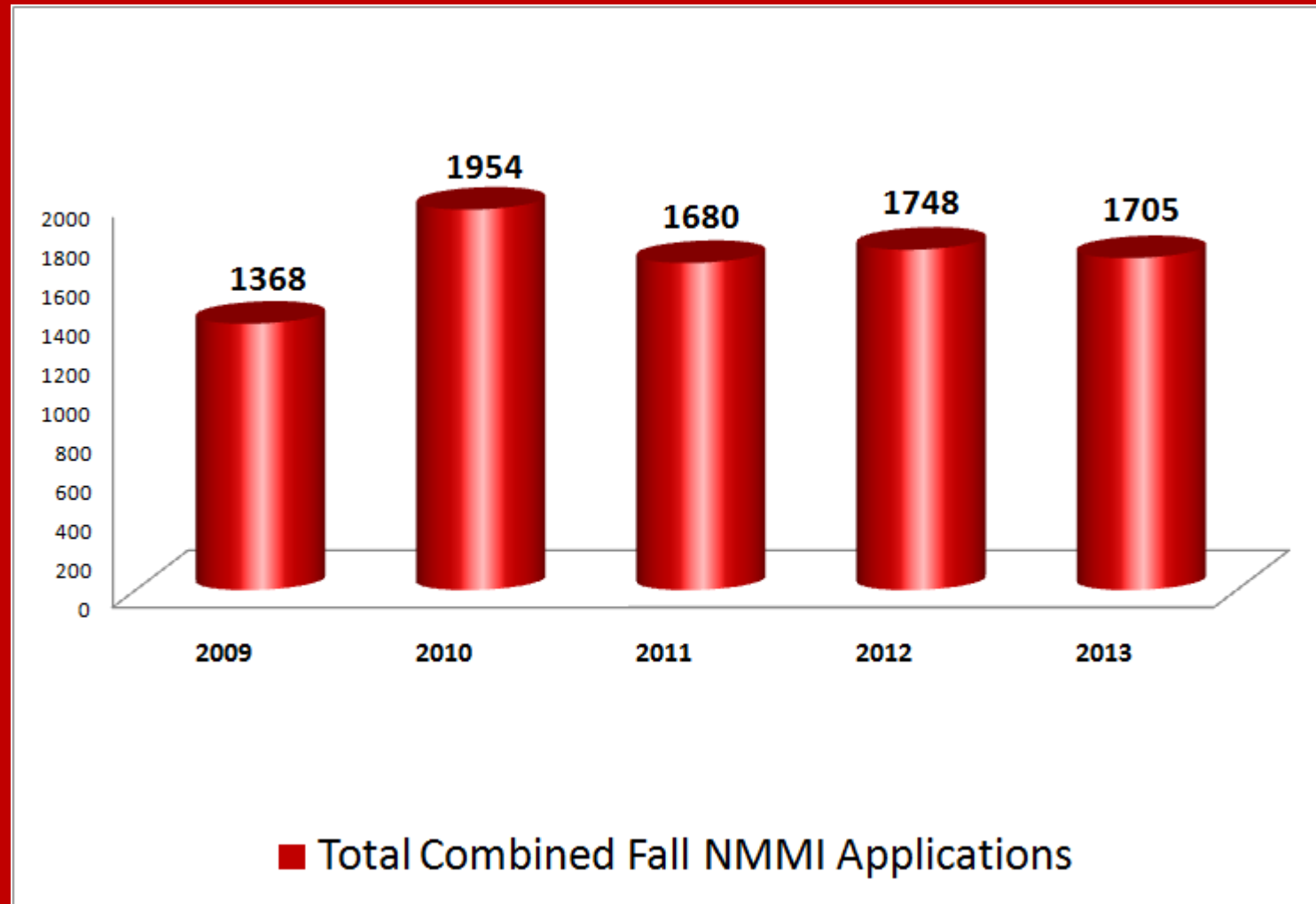
# NMMI Cadet Profile

2012-2013

Total Applications	1705		
Total Cadets Accepted	652 (38% acceptance)		
Matriculation –New Cadets	520		
Matriculation - Returning Cadets	427		
Total	947		
High School:	Total	Female	Male
6 <sup>th</sup> Class	99	20	79
5 <sup>th</sup> Class	118	16	102
4 <sup>th</sup> Class	123	23	100
3 <sup>rd</sup> Class	118	23	95
Total	458	82	376
Junior College:			
2 <sup>nd</sup> Class	368	54	314
1 <sup>st</sup> Class	121	27	94
Total	489	81	408
Returning Cadets =			
End of Year 2012-2013	755		
1st Class Graduates	(76)		
Prep Graduates	(50 (6 also in 1 <sup>st</sup> Class Graduates))		
AP/DP Suspensions	(37)		
Total Eligible to Re-enroll	592		
Cadet Reenrollment	427 (72% Retention Rate of eligible)		

# Applications

Continue to Trend Up Since 2009



# Leadership Performance

...leaders who  
possess  
uncompromising  
character...



# Cadet Retention

2009 - 2013

Academic Year	Fall Semester				Spring Semester			
	Starting Headcount	Ending Headcount	Retention	%	Starting Headcount	Ending Headcount	Retention	%
2009-2010	833	746	87	89.56	710	649	61	91.27
2010-2011	960	850	110	88.02	795	730	65	91.82
2011-2012	924	853	71	92.32	793	748	45	94.33
2012-2013	951	868	83	91.27	799	755	44	94.49

Source: Registrar

● The difference between Fall Semester Ending Headcount and Spring Semester Starting Headcount results from positive and negative effects on the cadet population, including such events as graduation, college athletes transferring to Division 1 and 2 colleges and universities, and cadet suspensions



# Annual Formal Inspection



# Department Grade

## Fall 2012-Final

Class	Grade					Total
	A	B	C	D	F	
HSF	40	9	10	6	6	71
HSSO	58	21	26	6	12	123
HSJR	65	17	13	8	11	114
HSSR	49	23	13	5	5	95
JCFR	175	67	63	26	22	353
JCSO	63	24	17	6	2	112
<b>Total</b>	<b>450</b>	<b>161</b>	<b>142</b>	<b>57</b>	<b>58</b>	<b>868</b>
	<b>52%</b>	<b>19%</b>	<b>16%</b>	<b>7%</b>	<b>7%</b>	

## Spring 2013-Final

Class	Grade					Total
	A	B	C	D	F	
HSF	25	11	10	1	10	57
HSSO	50	11	27	4	14	106
HSJR	56	18	16	8	7	105
HSSR	36	23	21	2	7	89
JCFR	105	54	47	15	39	260
JCSO	67	22	30	10	9	138
<b>Total</b>	<b>339</b>	<b>139</b>	<b>151</b>	<b>40</b>	<b>86</b>	<b>755</b>
	<b>45%</b>	<b>18%</b>	<b>20%</b>	<b>5%</b>	<b>11%</b>	

Source: Commandant; stats may differ slightly from Registrar due to official changes in student status

# Athletic Performance


...leaders able to  
meet challenging  
physical  
demands...







# College Athletics



## *Basketball*

- One WJCAC All-Conference Honorable Mention
- Two players signed to play at four-year colleges

## *Baseball*

- One NJCAA D1 Player of the Week selection
- One WJCAC All-Conference Player
- Three WJCAC All-Conference Honorable Mentions
- Three WJCAC All-Star game participants
- Most conference wins and best team ERA since return to NJCAA D1 play in 2007
- Six players signed to play at four-year colleges

## *Football*

- First time in 13 years that the Bronco football team has had consecutive seasons over .500
- One WSFL Player of the Week selection
- One NJCAA D1 Player of the Week selection
- One WSFL All-Conference first team selection
- Six WSFL All-Conference second team selections
- Twenty-one players signed to play at four-year colleges

## *Men's Golf*

- One WJCAC All-Conference selection
- One All-Region V selection
- Three players signed to play at four-year colleges

## *Men's Tennis*

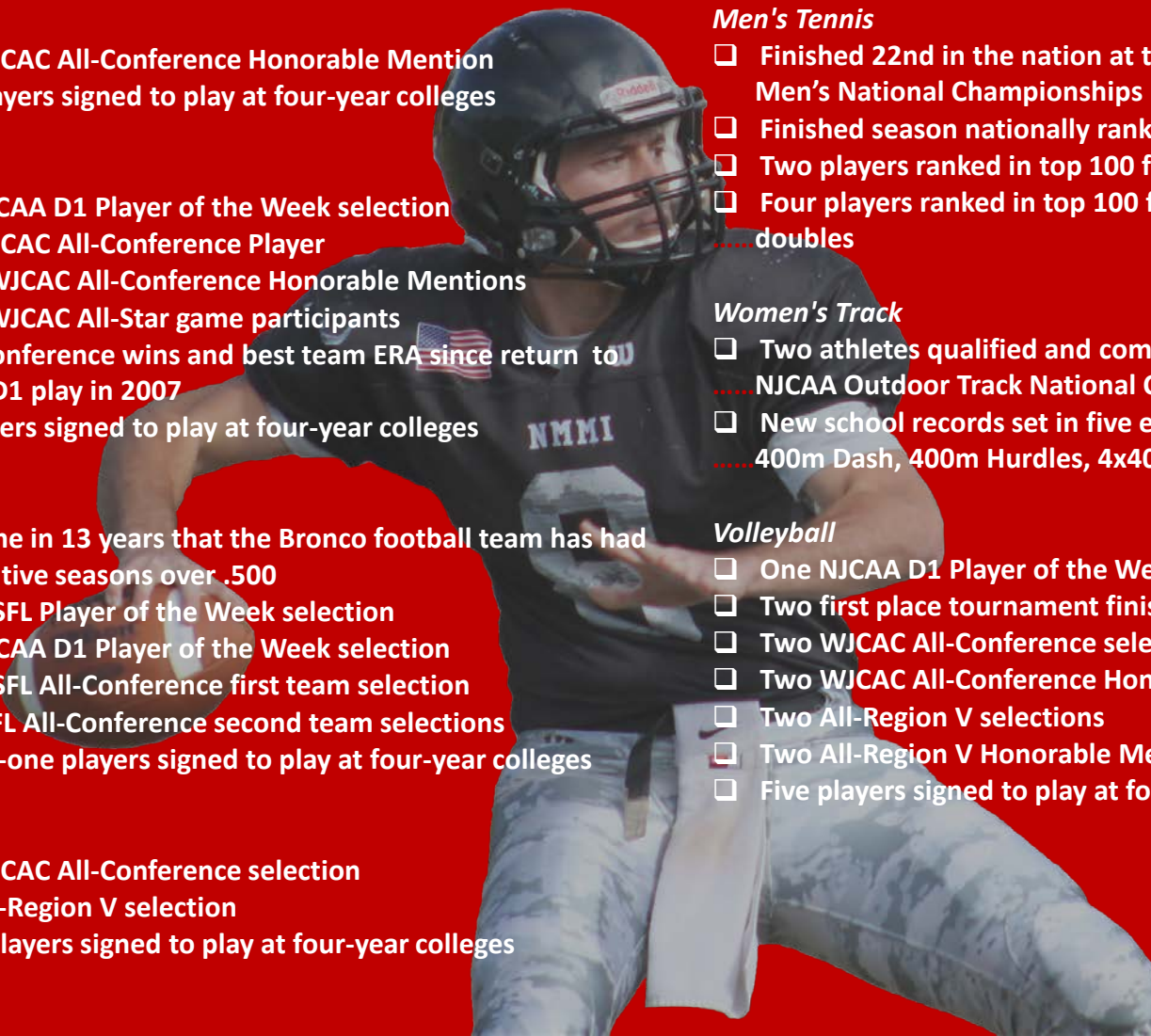
- Finished 22nd in the nation at the 2013 NJCAA D1 Men's National Championships
- Finished season nationally ranked by ITA at #20
- Two players ranked in top 100 for NJCAA men's singles
- Four players ranked in top 100 for NJCAA men's doubles

## *Women's Track*

- Two athletes qualified and competed at the 2013 NJCAA Outdoor Track National Championships
- New school records set in five events: 200m Dash, 400m Dash, 400m Hurdles, 4x400m Relay & Shot Put

## *Volleyball*

- One NJCAA D1 Player of the Week selection
- Two first place tournament finishes
- Two WJCAC All-Conference selections
- Two WJCAC All-Conference Honorable Mentions
- Two All-Region V selections
- Two All-Region V Honorable Mentions
- Five players signed to play at four-year colleges







# High School - Boys



## Baseball

- One 1<sup>st</sup> place & one 2<sup>nd</sup> place tournament finish
- Qualified for State Championship Tournament
- Four All-District players
- Four All-State players

## Basketball

- 2<sup>nd</sup> place finish in District 5-2A Post-Season Tournament
- District 5-2A Team Sportsmanship Award
- HC Pilar Carrasco named District 5-2A Coach of the Year
- Qualified for State Championship Tournament
- Four All-District players
- One North/South All-Star selection

## Cross Country

- Two 1<sup>st</sup> place & one 3<sup>rd</sup> place team meet finishes
- District 3-2A Champions
- Seven athletes qualified for NMAA 2A State Championships
- 7<sup>th</sup> place team finish at State

## Football

- 2<sup>nd</sup> place regular season finish in District 4-2A
- Four 1<sup>st</sup> Team All-District selections
- Sixteen 2<sup>nd</sup> team All-District selections
- Seven All-District Honorable Mentions

## Golf

- One athlete qualified for State Championships

## Soccer

- District 3(1A-3A) Champions
- Qualified for State Championship Tournament
- HC John Barbour named District 3 Coach of the Year
- Jorge Garza named District 3 Player of the Year
- Ten All-District players
- Four All-State players

## Swimming & Diving

- Two athletes qualified for NMAA 2A State Championships

## Tennis

- Three 1<sup>st</sup> place team finishes in regular season tourneys
- 74 straight team wins since 2010 season
- Third straight team State Championship title
- 2<sup>nd</sup> & 3<sup>rd</sup> place individual finishes at State
- 3<sup>rd</sup> place doubles finish at State

## Track & Field

- Four 1<sup>st</sup> place team finishes in regular season meets
- District 7-2A Champions
- Nine athletes qualified for State in 14 events
- 3<sup>rd</sup> place team finish at State





# High School - Girls



## *Cross Country*

- Two athletes qualified for NMAA 2A State Championships

## *Golf*

- One athlete qualified for NMAA 2A State Championships

## *Cross Country*

- Two 1<sup>st</sup> place & one 3<sup>rd</sup> place team meet finishes
- District 3-2A Champions
- Seven athletes qualified for NMAA 2A State Championships
- 7<sup>th</sup> place team finish at State

## *Tennis*

- First full team since 2009
- Two athletes qualified for State in singles
- One pair qualified for State in doubles

## *Track & Field*

- Five athletes qualified for State in 7 events
- Two 1<sup>st</sup> place individual finishes at State
  - Harley Bonnell – 100m Hurdles
  - Harley Bonnell – 300m Hurdles
- One 2<sup>nd</sup> place individual finish at State
  - Isabel Manwill – Pole Vault
- 9<sup>th</sup> place team finish at State



# In Summary

It was a  
very good  
year!

