



New Mexico Gun Deaths in 2020

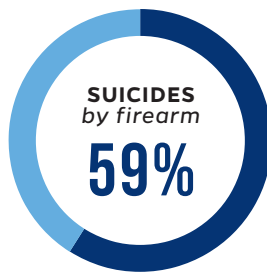


479 gun deaths in New Mexico, including

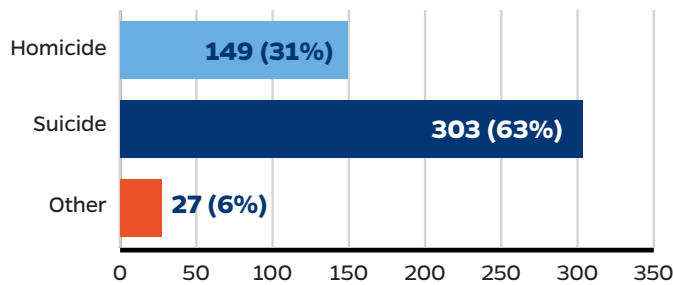


41 children and teens (0-19)

BY METHOD



BY INTENT



COSTS

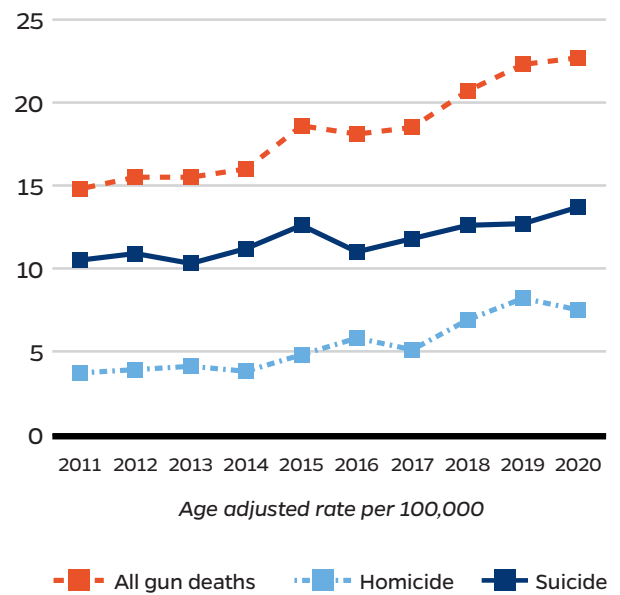
Gun violence costs New Mexicans almost \$5 billion per year. This amounts to \$2,367 per New Mexicans.¹



KEY TAKEAWAYS

- New Mexico had the 7th highest gun death rate in the country in 2020 partly due to the state's limited gun violence prevention laws.
- Firearms were the 1st leading cause of death among children and teens ages 1-19 from 2016 to 2020.
- In 2019, there were 55 domestic violence-related homicides in New Mexico. Fifty-three percent were by firearm.²

TRENDS OVER TIME



- Gun deaths have steadily increased over the last decade. From 2011-2020, the gun death rate increased 53%.
- Firearm homicides have steadily increased over the last decade. From 2011-2020, the firearm homicide rate doubled.





DEMOGRAPHICS

Firearm Homicide in New Mexico

- Males were six times as likely to be gun homicide victims than females in 2020.

Black people are at the highest risk for gun homicide. They were five times as likely to be a victim of gun homicide than white people from 2016-2020.

- Hispanic/Latino people were two times, and American Indian people were 1.5 times, as likely to die by firearm homicide than their white counterparts.
Hispanic/Latino women were nearly two times as likely to die by firearm homicide than white women.

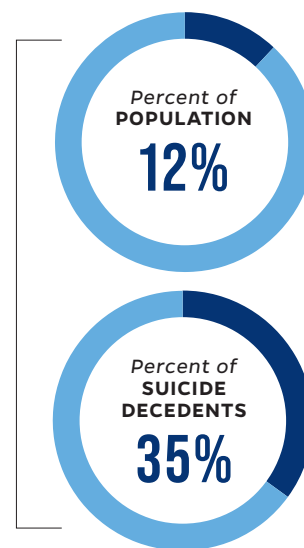
Firearm Suicide in New Mexico

- Males were six times as likely to die by firearm suicide than females in 2020.

White males over the age of 34 accounted for 12% of the population in New Mexico but 35% of all firearm suicide decedents in 2020.

- Males ages 65 and older had a firearm suicide rate three times as high as the average New Mexican in 2020.


5X AS LIKELY



COUNTY VARIATION IN NEW MEXICO

While narratives around gun violence often focus on cities, both rural and urban communities in New Mexico are impacted by gun violence.

- The three counties with the highest gun death rates from 2016-2020 were all rural. They were: Quay County, Eddy County, and Lincoln County. All three counties had a gun death 1.6 times as high as the state average.
More rural counties in New Mexico had a gun suicide rate 1.5 times as high as the more urban counties.
Both rural and urban counties in New Mexico were impacted by gun homicides and experienced a similar gun homicide rate in 2020.



All data is from the CDC WONDER from 2020 unless indicated.

Endnotes

- 1 WISQARS Cost of Injury. (2020). Centers for Disease Control and Prevention. Available: https://wisqars.cdc.gov/cost/
2 WISQARS. (2019). National Violent Death Reporting System (NVDRS). https://wisqars.cdc.gov/nvdrs/ Domestic violence-related includes: spouse or other intimate partner (current or ex), parent, child, other relative, and victim injured by intimate partner of relative.
3 All data in the county variation section is from 2016-2020. Large central metro and large fringe metro counties are classified as Urban. Rural counties are classified as Nonmetro.