


NEW MEXICO
LEGISLATIVE
FINANCE
COMMITTEE

Intellectual and Developmental Disabilities Post Special Session Report

Eric Chenier, Senior Fiscal Analyst II
Legislative Finance Committee

Presentation to the
Disabilities Concerns Subcommittee– August 2016

Overview



NEW MEXICO
LEGISLATIVE
FINANCE
COMMITTEE

- ▶ Post–Special Session Recap
 - Falling Revenue Projections
 - Appropriation Adjustments
- ▶ Overall DOH Budget Recap
- ▶ Developmental Disabilities Waiver
 - Current Budget
 - National Waiver trends
 - Other States
- ▶ Conclusion

**General Fund Financial Summary:
August 2016 Consensus Revenue Estimate with FY17 Legislative
Action**

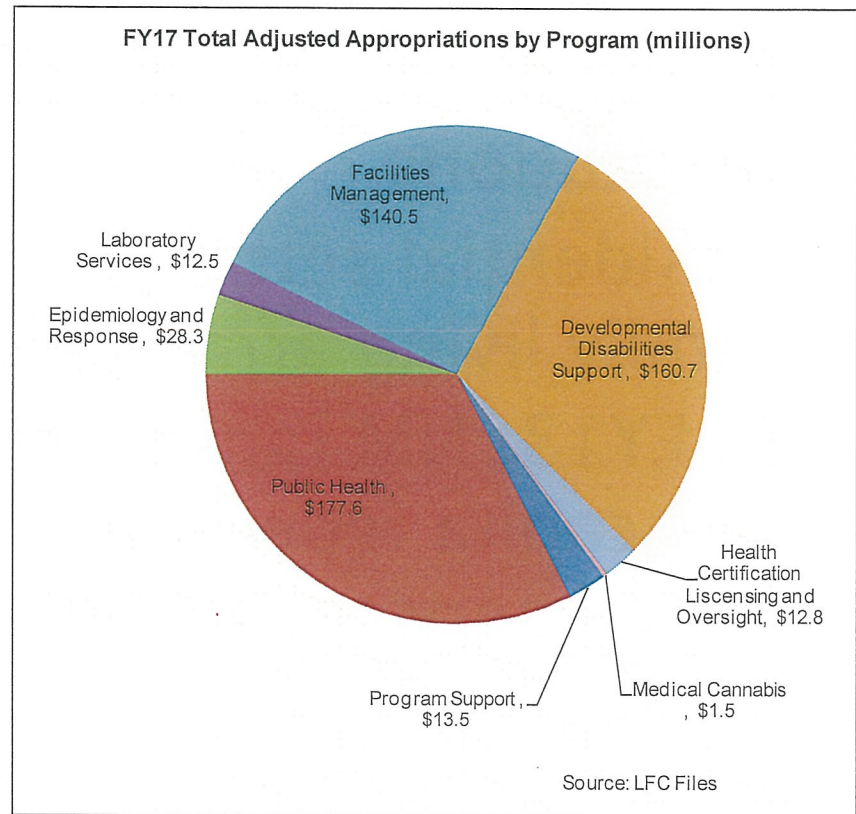
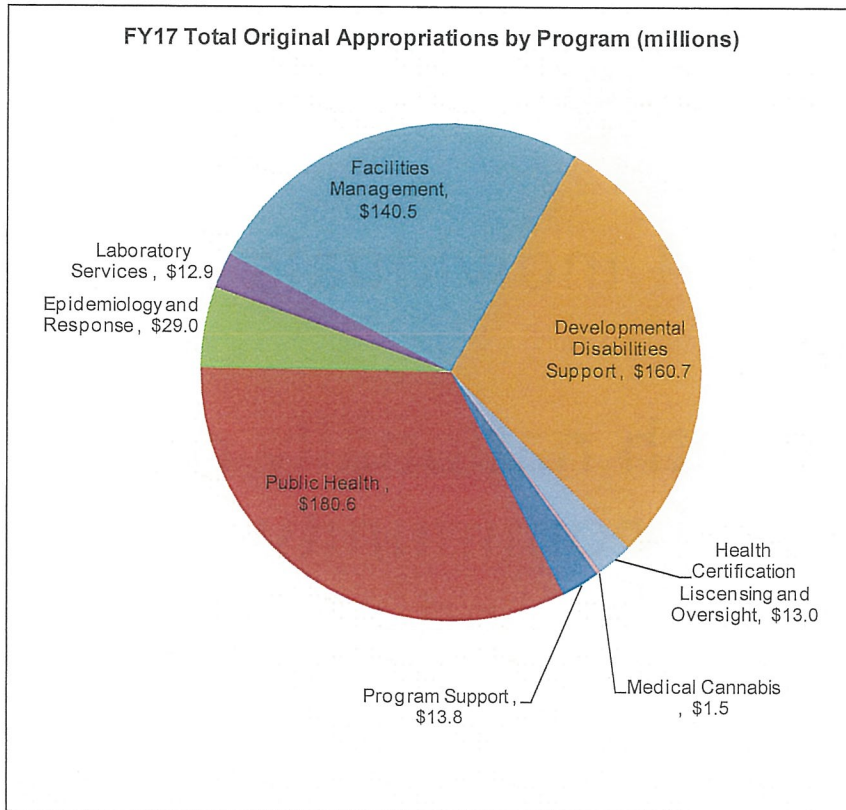
(in millions of dollars)

	FY2017	FY2017	FY2017
	Current Law	SFC	House
Beginning Balance	\$ 131.4	\$ 131.4	\$ 131.4
August Revenue Estimate	\$ 5,770.4	\$ 5,770.4	\$ 5,770.4
Adjustment to House Bill 311		\$ 3.9	\$ 3.9
Unit Value Reversion - SB9 Language		\$ -	\$ 7.5
Subtotal	\$ 5,770.4	\$ 5,774.3	\$ 5,781.8
Special Session Revenues			
SB2- Sweeps		\$ 77.6	\$ 96.5
SB8- Capital *		\$ 89.8	\$ 89.8
SB5- Delay Tax Changes		\$ 13.8	\$ -
SB6- Tax Package		\$ 26.2	\$ 10.3
SB7- Public Fund Distribution *		\$ 4.8	\$ 4.8
HB15- Reduce Film Credit Cap		\$ -	\$ -
SB10- SEG Credit		\$ 25.0	\$ -
Subtotal	\$ -	\$ 237.2	\$ 201.4
Total Revenue	\$ 5,770.4	\$ 6,011.5	\$ 5,983.2
			\$ -
Appropriations	\$ 6,229.6	\$ 6,229.6	\$ 6,229.6
Special Session Legislation			
Recurring Reductions		\$ (162.1)	\$ (158.4)
Other Recurring Reductions ²		\$ (12.5)	\$ (12.5)
Non-Recurring - CYFD Protective Svcs SB6		\$ -	\$ 1.5
Subtotal	\$ -	\$ (174.6)	\$ (169.4)
FY18 Spending Growth (Medicaid)			\$ -
Total Appropriations	\$ 6,229.6	\$ 6,055.0	\$ 6,060.2
Transfer to (from) Reserves	\$ (459.2)	\$ (43.5)	\$ (77.0)
Other Net Changes in Reserves	\$ 1.8	\$ 1.8	\$ 1.8
Ending Balances	\$ (326.1)	\$ 89.6	\$ 56.1
Ending Balance as Percent of Recurring Revenue	-5.2%	1.5%	0.9%

FY17 General Fund Adj. Approps.

- ▶ All state agencies and programs received an appropriation reduction except:
 - DOH Developmental Disabilities Support Division and Facilities Management;
 - HSD Medicaid and Medicaid Behavioral Health Programs;
 - CYFD; and
 - DPS

DOH FY17 Operating Budget



Facilities and DD Waiver were prioritized

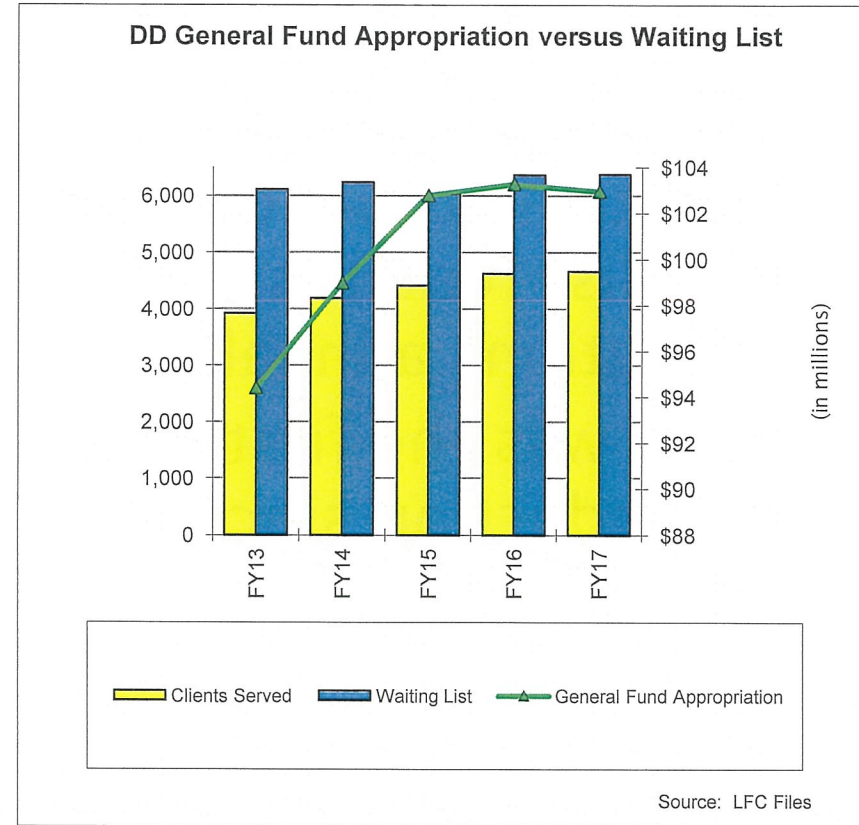
\$4.7 Million GF Special Session Reduction

Intellectual and Developmental Disability (IDD) Services in NM

- ▶ NM is one of 12 states not operating IDD institutions
- ▶ Residential settings with 2–4 individuals or in family living arrangements
- ▶ In FY13, NM ranked sixteenth nationally on per capita federal home and community-based services (HCBS) waiver spending

FY17 DDSD Operating Budget Includes

- ▶ \$800 K for 40 DD Waiver slots
- ▶ An Improved Federal FMAP
- ▶ Non-Reverting Language
- ▶ No Statewide GF Reduction



Measures are insufficient to reduce wait list

FY18 budget cycle likely not improving

Far to Go

- ▶ Over a 10 year wait for DD Waiver Services
- ▶ Maintaining the current wait list requires 300 allocations annually
- ▶ FY15 was the first wait list reduction since at least FY07

DD Waiver and Wait List Growth Rates

	DD Waiver Growth Rate	DD Waiver Wait List Growth Rate
FY09	0%	8%
FY10	-2%	6%
FY11	0%	8%
FY12	-1%	8%
FY13	4%	10%
FY14	0%	5%
FY15	15%	-3%
FY16	5%	5%
FY17	2%	0%
Average	3%	5%

Source: LFC Files

Significant Sustained Efforts are Needed

Wait list growth outpacing slot availability

State-by-State Cost Comparisons Problematic

- ▶ States offer differing suites of services
- ▶ States offer different waivers for different groups of people including:
 - Autism
 - Children
 - Foster children
- ▶ Some states have separate supports waivers
- ▶ Full scale useful comparisons would require significant data manipulation

National Trends

- ▶ About half of the states have waivers for people with autism
 - Many with age limits
 - Many with limited levels of support
- ▶ Almost all of the states have a waiver specifically for children with IDD
 - None of New Mexico's waivers are specifically for children

Colorado's 5 waiver programs for those with IDD

- ▶ Children With Autism Waiver, ages 0–5
 - Provides behavioral therapy services
 - Cap of 75 children
- ▶ Children Extensive Support Waiver, age 0–17 for children with IDD most in need
 - Provides array of assistive, behavioral, and community services
 - Cap of 1,549 children
- ▶ Children's Habilitation Waiver, age 0–20 for children with IDD in foster care
 - To assist children to live in the community through inclusion services
 - Cap of 160–200 children

Colorado's 5 waiver programs for those with IDD

- ▶ Supported Living Services Waiver for Adults
 - Provides in home services including day hab, home mod, respite, and supported employment
 - Cap of 3,012 adults
- ▶ Persons with Developmental Disabilities Adult waiver
 - Provides services including individual or group residential, day hab, and supported employment
 - Cap of 4,695 adults
- ▶ Colorado has six other waivers for:
 - Spinal cord injury; elderly, blind and disabled; major mental illness; brain injury; disabled children; and children with life limiting illness