


LHHS handout October 25, 2016

Maternal Mortality doubled in the United States between 2000 and 2014- NM ranks 37th

MATERNAL MORTALITY TREND, U.S. AND NEW MEXICO, 2014

Number of deaths caused by or related to pregnancy, during pregnancy and childbirth or within 42 days of pregnancy termination, per 100,000 LIVE BIRTHS

Trend: Maternal Mortality, New Mexico, United States, 2016 Health Of Women And Children Report



AMERICAN
HEALTH RANKINGS

What perinatal conditions, systems or morbidity may contribute to maternal mortality, and what is the health status of women of child-bearing age or who have a live birth in New Mexico?

Weighted percent of NM women ages 18-44 who had medical diabetes diagnosis 2013-2015

n (unweighted)	%	lower	upper
154	3.6	2.9	4.4

NM BRFSS

Weighted percent of women giving live birth who have self-reported gestational diabetes, 2012-2013

n (unweighted)	%	lower	upper
294	11.0	9.6	12.4

NM PRAMS

Weighted percent of NM women ages 18-44 who reported chronic drinking, 2013-2015

N (unweighted)	%	lower	upper
174	5.2	4.2	6.4

NM BRFSS

Weighted percent of NM women giving live birth who drank alcohol during pregnancy, 2012-2013

n (unweighted)	%	lower	upper
125	5.0	4.0	6.1

NM PRAMS

Weighted percent of NM women ages 18-44 reporting >14 days of bad mental health per 30 days, 2013-2015

n (unweighted)	%	lower	upper
509	13.9	12.4	15.6

NM BRFSS

Weighted percent of women giving live birth with postpartum depression symptoms, 2012-2013

n (unweighted)	%	lower	upper
212	12.6	10.8	14.3

NM PRAMS

Weighted percent of NM women ages 18-44 who had medical hypertension diagnosis, 2011, 2013, 2015

n	%	lower	upper
376	8.4	7.4	9.6

NM BRFSS

Weighted percent of NM women giving live birth with hypertension recorded on the birth certificate, 2012-2013

n	%	lower	upper
121	4.5	3.6	5.4

NM PRAMS

Weighted percent of NM women ages 18-44 who are overweight or obese, 2013-2015

n	%	lower	upper
1944	55.6	53.2	58.0

NM BRFSS

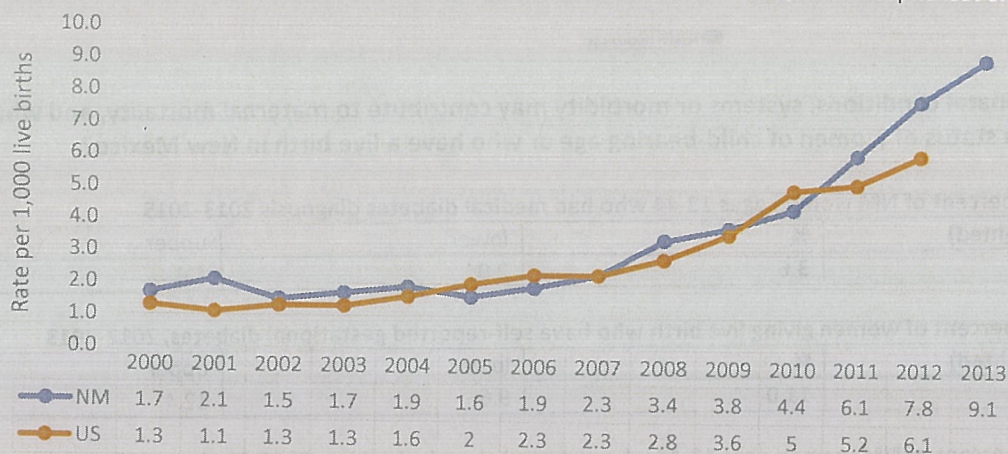
Weighted percent of NM women giving live birth who were overweight or obese just prior to pregnancy, 2012-2013

n	%	lower	upper
1249	47.7	45.5	50.0

NM PRAMS

Figure 1. Rate of Neonatal Abstinence Syndrome per 1,000 live births, New Mexico and the U.S., 2000-2013

NM source: NMDOH hospitalization inpatient diagnosis data US source: ARHQ HCUP hospitalization data



Preliminary NM PRAMS data (2014) indicate that close to 20% of NM women used some unregulated substance in the month before pregnancy. An additional 6% reported using a prescription or non-prescribed opioid. Given ~44% unintended pregnancy (wanted later or never), this is a proxy for prenatal exposure.

Data notes:

http://www.americashealthrankings.org/explore/2016-health-of-women-and-children-report/measure/overall_mch/state/NM

NM Behavioral Health Risk Factor Surveillance System estimates generated on NM-IBIS

<https://ibis.health.state.nm.us/query/selection/brfss/BRFSSSelection.html> ,

NM Pregnancy Risk Assessment Monitoring System (PRAMS) by request, 476-8895

CURRENT MATERNAL MORTALITY REVIEW PROCESS IN NM

Case review presentation: The New Mexico Maternal Mortality Review Committee reviews and makes decisions about each case based on the case narrative and abstracted data. The committee examines the cause of death, contributing factors, and preventability.

DEFINITIONS:

PREGNANCY-RELATED DEATH


The death of a woman during pregnancy or within one year of the end of pregnancy from a pregnancy complication, a chain of events initiated by pregnancy, or the aggravation of an unrelated condition by the physiologic effects of pregnancy.

PREGNANCY ASSOCIATED DEATH, NOT RELATED

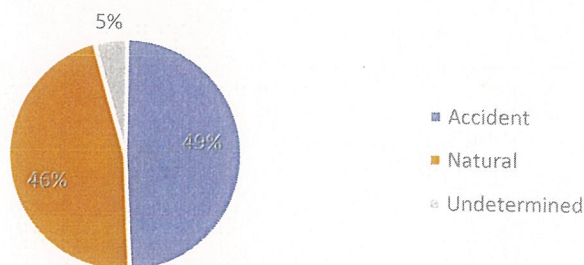
The death of a woman from any cause during pregnancy or within one year of the pregnancy termination that is associated, but not related.

Characteristics of aggregated NM maternal mortality cases, 2008-2014, n=135, NM Vital Records

Distribution of maternal deaths by maternal race-ethnicity, including homicide and suicide, n=135



Distribution of maternal deaths by manner of death, excluding homicide and suicide, n=121



Distribution of maternal deaths by maternal age, including homicide and suicide, n=135

