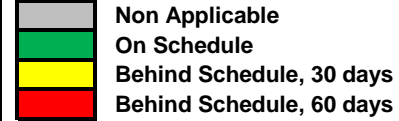


PSCOC Project Status Report

07/11/2016

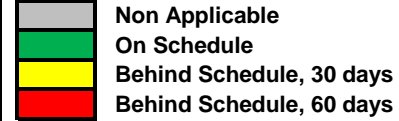


PP = Project Planning - Developing RFP/Contracts for Ed Spec Writer, Development and Approval of Ed Spec.
DD = Design Development - Project design development through construction Documents (plans and specs, bidding/proposal phase)
C = Construction - Project Under Construction
FC = Final Completion - All closeout documentation submitted and approved. Final payment approved.
PC = Project Closeout - 11 month correction period completed. Financial closeout completed.

School District	Project #	Project Name	PP	DD	C	FC	PC	Manager Report	AWARD TOTAL	COMMITTED	EXPENDED	AWARD BALANCE
Alamogordo Public Schools	K13-007	K13-007 Yucca Elementary Pre-Kindergarten Classroom	0%	100%	100%	100%	72%	Final payment issued; awaiting financial closeout.	\$149,866.24	\$140,833.94	\$140,833.94	\$9,032.30
			0 mo.	0 mo.	0 mo.	0 mo.	19 mo.					
Alamogordo Public Schools	P11-001	P11-001 Yucca Elementary School Renovation	0%	100%	100%	100%	72%	Final Payment issued April 2016. Awaiting financial closeout.	\$3,998,721.00	\$3,874,712.40	\$3,849,147.21	\$124,008.60
			0 mo.	0 mo.	0 mo.	0 mo.	13 mo.					
Alamogordo Public Schools	P11-002	P11-002 Yucca Elementary (New School)	0%	100%	100%	100%	72%	Final Payment issued June 2016. Awaiting financial closeout.	\$8,882,717.00	\$7,784,705.50	\$7,729,974.98	\$1,098,011.50
			0 mo.	0 mo.	0 mo.	0 mo.	10 mo.					
Alamogordo Public Schools	P15-001	P15-001 - Combined ES (Alamogordo)	100%	0%	0%	0%	0%	RFP for Design in progress.	\$0.00	\$0.00	\$0.00	\$0.00
			0 mo.	14 mo.	32 mo.	37 mo.	48 mo.					
Alamogordo Public Schools	R14-001	R14-001 Alamogordo-High Rolls ES	0%	100%	100%	100%	38%	Final payment issued; awaiting financial closeout.	\$149,100.00	\$138,802.29	\$123,759.28	\$10,297.71
			0 mo.	0 mo.	0 mo.	0 mo.	21 mo.					
Albuquerque Public Schools	P12-001	P12-001 Douglas MacArthur Elementary School	0%	100%	100%	94%	10%	In project closeout.	\$2,629,322.00	\$1,641,704.07	\$1,554,810.30	\$987,617.93
			0 mo.	0 mo.	0 mo.	0 mo.	27 mo.					
Albuquerque Public Schools	P12-002	P12-002 McKinley Middle School	0%	100%	100%	100%	8%	Awaiting financial closeout.	\$4,417,639.22	\$3,035,359.51	\$3,029,856.26	\$1,382,279.71
			0 mo.	0 mo.	0 mo.	0 mo.	25 mo.					
Albuquerque Public Schools	P12-003	P12-003 Chaparral Elementary School	0%	100%	100%	100%	16%	RM reviewing Final Completion and Closeout documentation.	\$8,157,548.90	\$7,865,219.51	\$7,774,827.89	\$292,329.39
			0 mo.	0 mo.	0 mo.	0 mo.	16 mo.					
Albuquerque Public Schools	P13-001	P13-001 Sandia High School	0%	100%	100%	100%	95%	Awaiting financial closeout.	\$10,697,386.00	\$7,378,651.99	\$7,345,563.89	\$3,318,734.01
			0 mo.	0 mo.	0 mo.	0 mo.	18 mo.					

PSCOC Project Status Report

07/11/2016

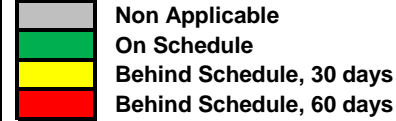


PP = Project Planning - Developing RFP/Contracts for Ed Spec Writer, Development and Approval of Ed Spec.
DD = Design Development - Project design development through construction Documents (plans and specs, bidding/proposal phase)
C = Construction - Project Under Construction
FC = Final Completion - All closeout documentation submitted and approved. Final payment approved.
PC = Project Closeout - 11 month correction period completed. Financial closeout completed.

School District	Project #	Project Name	PP	DD	C	FC	PC	Manager Report	AWARD TOTAL	COMMITTED	EXPENDED	AWARD BALANCE
Albuquerque Public Schools	P14-001	P14-001 Albuquerque Marie Hughes ES	<div style="display: inline-block; width: 20px; height: 10px; background-color: grey; border: 1px solid black;"></div> 0%	<div style="display: inline-block; width: 20px; height: 10px; background-color: green; border: 1px solid black;"></div> 100%	<div style="display: inline-block; width: 20px; height: 10px; background-color: green; border: 1px solid black;"></div> 61%	<div style="display: inline-block; width: 20px; height: 10px; background-color: white; border: 1px solid black;"></div> 0%	<div style="display: inline-block; width: 20px; height: 10px; background-color: white; border: 1px solid black;"></div> 0%	In construction. On schedule.	\$10,815,434.00	\$7,682,931.16	\$3,772,666.71	\$3,132,502.84
			0 mo.	0 mo.	15 mo.	19 mo.	37 mo.					
Albuquerque Public Schools	P14-002	P14-002 Arroyo del Oso ES	<div style="display: inline-block; width: 20px; height: 10px; background-color: green; border: 1px solid black;"></div> 100%	<div style="display: inline-block; width: 20px; height: 10px; background-color: white; border: 1px solid black;"></div> 0%	<div style="display: inline-block; width: 20px; height: 10px; background-color: white; border: 1px solid black;"></div> 0%	<div style="display: inline-block; width: 20px; height: 10px; background-color: white; border: 1px solid black;"></div> 0%	<div style="display: inline-block; width: 20px; height: 10px; background-color: white; border: 1px solid black;"></div> 0%	Feasibility Study to explore options for school site has been completed. District is considering various options.	\$0.00	\$0.00	\$0.00	\$0.00
			0 mo.	8 mo.	29 mo.	34 mo.	51 mo.					
Albuquerque Public Schools	P14-003	P14-003 Collet Park ES	<div style="display: inline-block; width: 20px; height: 10px; background-color: grey; border: 1px solid black;"></div> 0%	<div style="display: inline-block; width: 20px; height: 10px; background-color: green; border: 1px solid black;"></div> 100%	<div style="display: inline-block; width: 20px; height: 10px; background-color: green; border: 1px solid black;"></div> 95%	<div style="display: inline-block; width: 20px; height: 10px; background-color: green; border: 1px solid black;"></div> 41%	<div style="display: inline-block; width: 20px; height: 10px; background-color: white; border: 1px solid black;"></div> 0%	In Construction. On schedule.	\$784,271.00	\$778,869.66	\$753,831.55	\$5,401.34
			0 mo.	0 mo.	0 mo.	4 mo.	22 mo.					
Albuquerque Public Schools	P14-004	P14-004 Atrisco ES	<div style="display: inline-block; width: 20px; height: 10px; background-color: grey; border: 1px solid black;"></div> 0%	<div style="display: inline-block; width: 20px; height: 10px; background-color: green; border: 1px solid black;"></div> 100%	<div style="display: inline-block; width: 20px; height: 10px; background-color: green; border: 1px solid black;"></div> 95%	<div style="display: inline-block; width: 20px; height: 10px; background-color: white; border: 1px solid black;"></div> 0%	<div style="display: inline-block; width: 20px; height: 10px; background-color: white; border: 1px solid black;"></div> 0%	In Construction. On Schedule	\$5,967,243.00	\$5,150,858.12	\$4,249,372.36	\$816,384.88
			0 mo.	0 mo.	1 mo.	7 mo.	25 mo.					
Albuquerque Public Schools	P15-002	P15-002 Mountain View ES	<div style="display: inline-block; width: 20px; height: 10px; background-color: grey; border: 1px solid black;"></div> 0%	<div style="display: inline-block; width: 20px; height: 10px; background-color: green; border: 1px solid black;"></div> 100%	<div style="display: inline-block; width: 20px; height: 10px; background-color: green; border: 1px solid black;"></div> 40%	<div style="display: inline-block; width: 20px; height: 10px; background-color: white; border: 1px solid black;"></div> 0%	<div style="display: inline-block; width: 20px; height: 10px; background-color: white; border: 1px solid black;"></div> 0%	In Construction. On Schedule	\$6,865,120.00	\$4,974,967.13	\$2,166,934.29	\$1,890,152.87
			0 mo.	0 mo.	8 mo.	14 mo.	44 mo.					
Albuquerque Public Schools	R10-002	R10-002 MacArthur Elementary School Roof	<div style="display: inline-block; width: 20px; height: 10px; background-color: grey; border: 1px solid black;"></div> 0%	<div style="display: inline-block; width: 20px; height: 10px; background-color: green; border: 1px solid black;"></div> 100%	<div style="display: inline-block; width: 20px; height: 10px; background-color: green; border: 1px solid black;"></div> 100%	<div style="display: inline-block; width: 20px; height: 10px; background-color: green; border: 1px solid black;"></div> 94%	<div style="display: inline-block; width: 20px; height: 10px; background-color: green; border: 1px solid black;"></div> 10%	In project closeout.	\$0.00	\$0.00	\$0.00	\$0.00
			0 mo.	0 mo.	0 mo.	0 mo.	27 mo.					
Albuquerque Public Schools	R13-002	R13-002 Nuestros Valores (Armijo Bldg.)	<div style="display: inline-block; width: 20px; height: 10px; background-color: grey; border: 1px solid black;"></div> 0%	<div style="display: inline-block; width: 20px; height: 10px; background-color: green; border: 1px solid black;"></div> 100%	<div style="display: inline-block; width: 20px; height: 10px; background-color: green; border: 1px solid black;"></div> 100%	<div style="display: inline-block; width: 20px; height: 10px; background-color: green; border: 1px solid black;"></div> 60%	<div style="display: inline-block; width: 20px; height: 10px; background-color: green; border: 1px solid black;"></div> 14%	Awaiting financial closeout.	\$155,176.00	\$93,384.63	\$92,298.36	\$61,791.37
			0 mo.	0 mo.	0 mo.	0 mo.	0 mo.					
Albuquerque Public Schools	R14-002	R14-002 Albuquerque-Lavaland ES	<div style="display: inline-block; width: 20px; height: 10px; background-color: grey; border: 1px solid black;"></div> 0%	<div style="display: inline-block; width: 20px; height: 10px; background-color: green; border: 1px solid black;"></div> 100%	<div style="display: inline-block; width: 20px; height: 10px; background-color: green; border: 1px solid black;"></div> 100%	<div style="display: inline-block; width: 20px; height: 10px; background-color: green; border: 1px solid black;"></div> 100%	<div style="display: inline-block; width: 20px; height: 10px; background-color: green; border: 1px solid black;"></div> 19%	In Warranty.	\$63,756.00	\$0.00	\$0.00	\$63,756.00
			0 mo.	0 mo.	0 mo.	0 mo.	0 mo.					
Aldo Leopold State Charter	P14-024	P14-024 Aldo Leopold Charter School	<div style="display: inline-block; width: 20px; height: 10px; background-color: green; border: 1px solid black;"></div> 100%	<div style="display: inline-block; width: 20px; height: 10px; background-color: green; border: 1px solid black;"></div> 0%	<div style="display: inline-block; width: 20px; height: 10px; background-color: white; border: 1px solid black;"></div> 0%	<div style="display: inline-block; width: 20px; height: 10px; background-color: white; border: 1px solid black;"></div> 0%	<div style="display: inline-block; width: 20px; height: 10px; background-color: white; border: 1px solid black;"></div> 0%	District considering lease-purchase arrangement.	\$23,500.00	\$0.00	\$0.00	\$23,500.00
			0 mo.	4 mo.	19 mo.	25 mo.	42 mo.					

PSCOC Project Status Report

07/11/2016

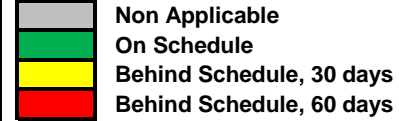


PP = Project Planning - Developing RFP/Contracts for Ed Spec Writer, Development and Approval of Ed Spec.
DD = Design Development - Project design development through construction Documents (plans and specs, bidding/proposal phase)
C = Construction - Project Under Construction
FC = Final Completion - All closeout documentation submitted and approved. Final payment approved.
PC = Project Closeout - 11 month correction period completed. Financial closeout completed.

School District	Project #	Project Name	PP	DD	C	FC	PC	Manager Report	AWARD TOTAL	COMMITTED	EXPENDED	AWARD BALANCE
Animas Public Schools	E16-001	E16-001 Animas Lift Station	0%	0%	100%	100%	65%	Awaiting financial closeout.	\$100,000.00	\$62,515.84	\$62,515.84	\$37,484.16
			0 mo.	0 mo.	0 mo.	0 mo.	21 mo.					
Belen Consolidated Schools	P12-004	P12-004 Family School	100%	100%	100%	99%	30%	Awaiting financial closeout.	\$662,355.00	\$615,958.60	\$615,297.48	\$46,396.40
			0 mo.	0 mo.	0 mo.	0 mo.	12 mo.					
Belen Consolidated Schools	P14-005	P14-005 Rio Grande ES	100%	0%	0%	0%	0%	DP selected and approved by board. Completing contract	\$1,004,271.00	\$9,511.71	\$0.00	\$994,759.29
			0 mo.	8 mo.	30 mo.	34 mo.	39 mo.					
Belen Consolidated Schools	R13-004	R13-004 Gil Sanchez Elementary School	0%	100%	100%	100%	49%	Awaiting financial closeout	\$205,343.00	\$178,987.95	\$169,813.42	\$26,355.05
			0 mo.	0 mo.	0 mo.	0 mo.	0 mo.					
Belen Consolidated Schools	R13-005	R13-005 Belen High School (Cafeteria)	0%	100%	100%	100%	49%	Awaiting financial closeout.	\$223,893.00	\$167,903.55	\$152,978.70	\$55,989.46
			0 mo.	0 mo.	0 mo.	0 mo.	0 mo.					
Bernalillo Public Schools	P12-005	P12-005 Bernalillo High School	0%	100%	90%	50%	40%	Phase I complete- 11-month walk through was conducted; contractor working on minor warranty items. Phase II 85% complete; trim out & finishes on-going.	\$19,360,000.00	\$16,638,812.56	\$15,385,015.76	\$2,721,187.44
			0 mo.	0 mo.	2 mo.	4 mo.	24 mo.					
Bernalillo Public Schools	P13-002	P13-002 Santo Domingo Elementary/Middle School	100%	100%	66%	0%	0%	In construction. On schedule.	\$8,659,774.00	\$7,677,640.79	\$4,744,059.42	\$982,133.21
			0 mo.	0 mo.	6 mo.	9 mo.	43 mo.					
Capitan Municipal Schools	P13-003	P13-003 Capitan HS & Capitan ES	100%	100%	97%	0%	0%	In construction. On schedule	\$7,047,845.23	\$5,369,321.21	\$4,777,966.62	\$1,678,524.02
			0 mo.	0 mo.	0 mo.	4 mo.	31 mo.					
Central Consolidated Schools	P09-011C	P09-011C 3 Shiprock Elementaries	100%	100%	100%	100%	95%	Awaiting financial closeout.	\$4,735,015.00	\$3,513,356.76	\$3,488,426.61	\$1,221,658.24
			0 mo.	0 mo.	0 mo.	0 mo.	0 mo.					

PSCOC Project Status Report

07/11/2016

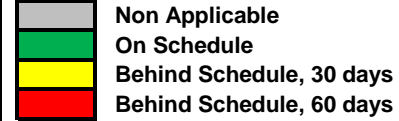


PP = Project Planning - Developing RFP/Contracts for Ed Spec Writer, Development and Approval of Ed Spec.
DD = Design Development - Project design development through construction Documents (plans and specs, bidding/proposal phase)
C = Construction - Project Under Construction
FC = Final Completion - All closeout documentation submitted and approved. Final payment approved.
PC = Project Closeout - 11 month correction period completed. Financial closeout completed.

School District	Project #	Project Name	PP	DD	C	FC	PC	Manager Report	AWARD TOTAL	COMMITTED	EXPENDED	AWARD BALANCE
Central Consolidated Schools	P13-004	P13-004 Naschitti Elementary School	100%	100%	100%	95%	28%	Closeout in progress. 11-month walkthrough conducted; contractor working on minor warranty corrections.	\$5,871,664.00	\$5,535,331.70	\$5,345,881.60	\$336,332.30
			0 mo.	0 mo.	0 mo.	0 mo.	0 mo.					
Central Consolidated Schools	P14-007	P14-007 Grace B Wilson ES & Ruth N Bond ES	100%	100%	86%	0%	0%	In construction. On schedule.	\$15,250,000.00	\$13,332,372.34	\$8,888,285.09	\$1,917,627.66
			0 mo.	0 mo.	4 mo.	12 mo.	44 mo.					
Central Consolidated Schools	R13-008	R13-008 Kirtland Central High School	100%	100%	100%	100%	100%	Awaiting financial closeout.	\$121,140.00	\$118,454.42	\$119,973.37	\$2,685.58
			0 mo.	0 mo.	0 mo.	0 mo.	0 mo.					
Central Consolidated Schools	R13-009	R13-009 Kirtland Middle School	0%	100%	100%	100%	39%	Awaiting financial closeout.	\$98,233.00	\$87,827.63	\$87,600.32	\$10,405.37
			0 mo.	0 mo.	0 mo.	0 mo.	0 mo.					
Chama Valley Independent Schools	P06-007	P06-007 Tierra Amarilla Middle School / Escalante High School	0%	100%	100%	100%	51%	3 Yr. maintenance in process until August 2018. Awaiting financial closeout.	\$17,378,982.32	\$17,377,410.39	\$5,388,832.44	\$1,571.93
			0 mo.	0 mo.	0 mo.	0 mo.	25 mo.					
Chama Valley Independent Schools	P07-003	P07-003 New Tierra Amarilla Elementary	0%	100%	100%	100%	68%	Mechanical systems assessment report issued. 3rd party electrical power quality analysis data gathering complete. GC mech system remedial work complete. Domestic water system revisions determined to be responsibility of district. Awaiting financial closeout.	\$6,230,939.00	\$6,009,420.77	\$3,472,521.69	\$221,518.23
			0 mo.	0 mo.	0 mo.	0 mo.	16 mo.					
Cloudcroft Municipal Schools	E15-002	E15-002 Cloudcroft High School	100%	100%	0%	0%	0%	GC selection underway.	\$1,001,791.00	\$18,306.59	\$9,937.65	\$983,484.41
			0 mo.	0 mo.	5 mo.	6 mo.	22 mo.					
Clovis Municipal Schools	P09-014	P09-014 James Bickley Elementary School	100%	100%	100%	100%	79%	Final Payment issued. Awaiting financial closeout.	\$14,448,520.00	\$12,986,468.82	\$12,828,478.03	\$1,462,051.18
			0 mo.	0 mo.	0 mo.	0 mo.	14 mo.					
Clovis Municipal Schools	P09-015	P09-015 Lockwood Elementary School	100%	100%	100%	100%	100%	Awaiting financial closeout.	\$11,430,471.00	\$10,706,491.80	\$10,641,404.19	\$723,979.20
			0 mo.	0 mo.	0 mo.	0 mo.	2 mo.					

PSCOC Project Status Report

07/11/2016

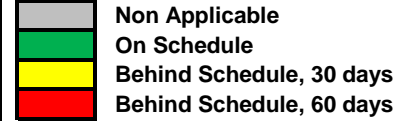


PP = Project Planning - Developing RFP/Contracts for Ed Spec Writer, Development and Approval of Ed Spec.
DD = Design Development - Project design development through construction Documents (plans and specs, bidding/proposal phase)
C = Construction - Project Under Construction
FC = Final Completion - All closeout documentation submitted and approved. Final payment approved.
PC = Project Closeout - 11 month correction period completed. Financial closeout completed.

School District	Project #	Project Name	PP	DD	C	FC	PC	Manager Report	AWARD TOTAL	COMMITTED	EXPENDED	AWARD BALANCE
Clovis Municipal Schools	P15-005	P15-005 Parkview ES	0%	98%	0%	0%	0%	95% CD review meeting on 6/21/16	\$2,024,648.00	\$909,450.66	\$549,589.00	\$1,115,197.34
			0 mo.	1 mo.	17 mo.	22 mo.	49 mo.					
Clovis Municipal Schools	P16-001	P16-001 Highland ES	90%	0%	0%	0%	0%	Draft BSAR under review by owners	\$76,000.00	\$75,974.37	\$0.00	\$25.63
			0 mo.	17 mo.	32 mo.	34 mo.	51 mo.					
Clovis Municipal Schools	R15-001	R15-001 Cameo Elementary School Entire Building	0%	100%	0%	0%	0%	Contractor has been selected.	\$1,038,548.00	\$20,772.70	\$14,540.89	\$1,017,775.30
			0 mo.	0 mo.	4 mo.	6 mo.	19 mo.					
Clovis Municipal Schools	R15-002	R15-002 Yucca Middle School North Classroom Wing - Locker Rooms	0%	100%	100%	100%	30%	Project is complete.	\$248,691.00	\$93,154.73	\$85,730.50	\$155,536.27
			0 mo.	0 mo.	0 mo.	0 mo.	24 mo.					
Cobre Consolidated Schools	E14-001	E14-001-Cobre HS Emergency	100%	100%	100%	100%	48%	All emergency work complete. Final payment completed. Awaiting financial close-out.	\$200,000.00	\$190,052.02	\$190,052.02	\$9,947.98
			0 mo.	0 mo.	0 mo.	0 mo.	11 mo.					
Cobre Consolidated Schools	P11-003	P11-003 Bayard Elementary School	0%	100%	100%	100%	100%	Awaiting financial closeout.	\$8,948,314.00	\$8,881,017.37	\$8,859,075.87	\$67,296.63
			0 mo.	0 mo.	0 mo.	0 mo.	0 mo.					
Deming Public Schools	P07-005	P07-005 Deming High School	100%	100%	6%	0%	0%	Earthwork ongoing. Footings being poured and drilled piers 80% complete. Work progressing well with no issues at this point.	\$46,200,000.00	\$40,343,766.79	\$3,719,750.02	\$5,856,233.21
			0 mo.	0 mo.	30 mo.	37 mo.	60 mo.					
Deming Public Schools	P14-008	P14-008 Deming Intermediate School	100%	87%	0%	0%	0%	CDs nearly complete. District delayed in order to stagger ongoing project. Expected to release RFP for construction in Q1 2017.	\$1,157,300.00	\$780,004.39	\$443,566.73	\$377,295.61
			0 mo.	3 mo.	16 mo.	19 mo.	34 mo.					
Espanola Public Schools	P12-006	P12-006 Velarde Elementary School	0%	0%	0%	0%	0%	District considering options.	\$0.00	\$0.00	\$0.00	\$0.00
			0 mo.	0 mo.	0 mo.	0 mo.	0 mo.					

PSCOC Project Status Report

07/11/2016

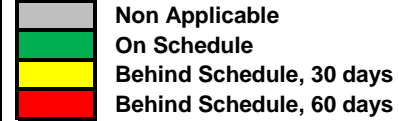


PP = Project Planning - Developing RFP/Contracts for Ed Spec Writer, Development and Approval of Ed Spec.
DD = Design Development - Project design development through construction Documents (plans and specs, bidding/proposal phase)
C = Construction - Project Under Construction
FC = Final Completion - All closeout documentation submitted and approved. Final payment approved.
PC = Project Closeout - 11 month correction period completed. Financial closeout completed.

School District	Project #	Project Name	PP	DD	C	FC	PC	Manager Report	AWARD TOTAL	COMMITTED	EXPENDED	AWARD BALANCE
Espanola Public Schools	P12-008	P12-008 E.T.S. Fairview Elementary School	0%	100%	100%	99%	4%	Processing final pay application. In 11 month warranty.	\$10,228,847.00	\$8,588,352.77	\$8,544,814.07	\$1,640,494.23
			0 mo.	0 mo.	0 mo.	0 mo.	29 mo.					
Espanola Public Schools	P13-005	P13-005 Los Ninos Kindergarten	0%	100%	100%	100%	2%	In 11 month warranty.	\$1,853,566.00	\$1,572,046.58	\$1,552,309.76	\$281,519.42
			0 mo.	0 mo.	0 mo.	0 mo.	39 mo.					
Espanola Public Schools	P13-011	P13-011 Carlos Vigil Middle School	0%	0%	0%	0%	0%	The EPS funding request for the demolition of Espanola Middle school East was approved by PSCOC. Demolition work is completed. Awaiting financial closeout.	\$1,330,885.00	\$337,247.52	\$334,166.33	\$993,637.48
			0 mo.	0 mo.	0 mo.	0 mo.	0 mo.					
Espanola Public Schools	P16-002	P16-002 Abiquiu ES	10%	0%	0%	0%	0%	Conduction Building Systems Analysis Report, per PSCOC award requirement.	\$63,000.00	\$43,698.06	\$0.00	\$19,301.94
			3 mo.	14 mo.	26 mo.	31 mo.	59 mo.					
Estancia Municipal Schools	P12-009	P12-009 Estancia Middle School	100%	100%	100%	100%	66%	Awaiting financial closeout.	\$6,140,998.51	\$6,036,575.14	\$5,983,364.17	\$104,423.37
			0 mo.	0 mo.	0 mo.	0 mo.	0 mo.					
Estancia Public Schools	R15-004	R15-004- Estancia High School & Estancia Valley Learning Center Entire Building	0%	100%	100%	35%	0%	Punch list is 98% complete. Closeout documentation is in progress	\$535,296.00	\$456,806.89	\$432,678.10	\$78,489.11
			0 mo.	0 mo.	0 mo.	0 mo.	17 mo.					
Farmington Municipal Schools	P13-006	P13-006 Farmington High School	100%	96%	25%	25%	0%	The design professional is working on Construction Documents for B,C,D, & Site. EWP/Building A- Complete & in warranty; Gym to start foundations & site work.	\$40,921,113.00	\$36,831,603.78	\$11,164,488.20	\$4,089,509.22
			0 mo.	0 mo.	24 mo.	27 mo.	45 mo.					
Farmington Municipal Schools	P14-009	P14-009 Northeast ES	100%	100%	100%	96%	15%	In 11 month warranty.	\$11,624,400.00	\$11,603,180.42	\$11,486,531.69	\$21,219.58
			0 mo.	0 mo.	0 mo.	0 mo.	30 mo.					
Farmington Municipal Schools	P14-010	P14-010 Hermosa MS	100%	100%	100%	96%	9%	In 11 month warranty.	\$11,087,400.00	\$11,052,843.88	\$10,931,939.89	\$34,556.12
			0 mo.	0 mo.	0 mo.	0 mo.	33 mo.					

PSCOC Project Status Report

07/11/2016

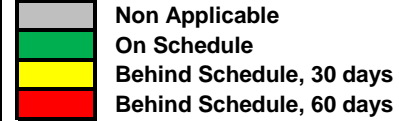


PP = Project Planning - Developing RFP/Contracts for Ed Spec Writer, Development and Approval of Ed Spec.
DD = Design Development - Project design development through construction Documents (plans and specs, bidding/proposal phase)
C = Construction - Project Under Construction
FC = Final Completion - All closeout documentation submitted and approved. Final payment approved.
PC = Project Closeout - 11 month correction period completed. Financial closeout completed.

School District	Project #	Project Name	PP	DD	C	FC	PC	Manager Report	AWARD TOTAL	COMMITTED	EXPENDED	AWARD BALANCE
Farmington Municipal Schools	R14-020	R14-020 Apache Elementary School Entire Roof (Farmington)	0%	100%	100%	100%	95%	Awaiting financial closeout.	\$502,310.00	\$463,560.89	\$463,389.65	\$38,749.11
			0 mo.	0 mo.	0 mo.	0 mo.	0 mo.					
Farmington Public Schools	R14-021	R14-021 Bluffview Elementary School Entire Roof (Farmington)	0%	100%	100%	100%	95%	Awaiting financial closeout.	\$692,404.00	\$667,838.24	\$663,765.55	\$24,565.76
			0 mo.	0 mo.	0 mo.	0 mo.	0 mo.					
Gadsden Independent Schools	K13-002	K13-002 Anthony ES Pre-Kindergarten Classroom	0%	100%	100%	99%	41%	Awaiting financial closeout.	\$233,420.00	\$233,416.76	\$225,714.69	\$3.24
			0 mo.	0 mo.	0 mo.	0 mo.	0 mo.					
Gadsden Independent Schools	P08-003A	P08-003A Gadsden High School	100%	100%	100%	100%	73%	Awaiting financial closeout.	\$9,631,549.00	\$8,753,018.32	\$8,678,801.72	\$878,530.68
			0 mo.	0 mo.	0 mo.	0 mo.	0 mo.					
Gadsden Independent Schools	P08-003B	P08-003B (Phase 3 Part 1) Gadsden High School	0%	100%	100%	100%	38%	Awaiting financial closeout.	\$13,758,888.00	\$12,530,528.38	\$12,484,500.55	\$1,228,359.62
			0 mo.	0 mo.	0 mo.	0 mo.	9 mo.					
Gadsden Independent Schools	P08-003C	P08-003C (Phase 3 Part 2) Gadsden High School	0%	100%	100%	100%	38%	Awaiting financial closeout.	\$13,728,000.00	\$8,780,011.83	\$8,711,495.79	\$4,947,988.17
			0 mo.	0 mo.	0 mo.	0 mo.	17 mo.					
Gadsden Independent Schools	P08-003D	P08-003D (Phase 3 Part 3) Gadsden High School	0%	100%	40%	0%	0%	In construction. On schedule	\$13,667,356.75	\$11,921,096.77	\$3,446,532.43	\$1,746,259.98
			0 mo.	0 mo.	15 mo.	21 mo.	50 mo.					
Gadsden Independent Schools	P13-007	P13-007 Desert View Elementary	0%	100%	100%	100%	18%	In 11 month warranty.	\$17,115,546.00	\$15,945,087.91	\$15,712,739.45	\$1,170,458.09
			0 mo.	0 mo.	0 mo.	0 mo.	15 mo.					
Gadsden Independent Schools	P14-011	P14-011 New Elementary School (Gadsden)	0%	100%	61%	0%	0%	The project is scheduled to be completed in July 21, 2016. The interior punch list has been completed, the exterior punch list is scheduled to be performed July 13, 2016.	\$19,458,356.00	\$17,014,819.28	\$15,704,489.82	\$2,443,536.72
			0 mo.	0 mo.	0 mo.	2 mo.	31 mo.					

PSCOC Project Status Report

07/11/2016

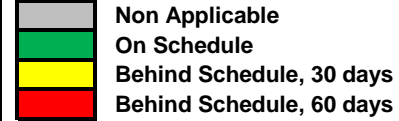


PP = Project Planning - Developing RFP/Contracts for Ed Spec Writer, Development and Approval of Ed Spec.
DD = Design Development - Project design development through construction Documents (plans and specs, bidding/proposal phase)
C = Construction - Project Under Construction
FC = Final Completion - All closeout documentation submitted and approved. Final payment approved.
PC = Project Closeout - 11 month correction period completed. Financial closeout completed.

School District	Project #	Project Name	PP	DD	C	FC	PC	Manager Report	AWARD TOTAL	COMMITTED	EXPENDED	AWARD BALANCE
Gadsden Independent Schools	P14-012	P14-012 Chaparral ES	 0%	 100%	 21%	 0%	 0%	In construction. On schedule.	\$12,828,187.00	\$11,154,711.37	\$2,796,445.11	\$1,673,475.63
			0 mo.	0 mo.	5 mo.	12 mo.	40 mo.					
Gadsden Independent Schools	R14-003	R14-003 Gadsden-Mesquite ES	 0%	 100%	 100%	 100%	 52%	Awaiting financial closeout.	\$326,459.00	\$255,787.17	\$253,938.61	\$70,671.83
			0 mo.	0 mo.	0 mo.	0 mo.	0 mo.					
Gadsden Independent Schools	R14-004	R14-004 Gadsden-Santa Teresa HS	 0%	 100%	 100%	 100%	 27%	Awaiting financial closeout.	\$249,864.00	\$210,016.35	\$206,996.54	\$39,847.65
			0 mo.	0 mo.	0 mo.	0 mo.	0 mo.					
Gadsden Independent Schools	R15-005	R15-005 La Union Elementary School	 0%	 100%	 95%	 0%	 0%	Awaiting for the GC's Final Application fro Payment and Closing Documents to be uploaded to e-builder.	\$777,823.00	\$536,843.25	\$490,391.92	\$240,979.75
			0 mo.	0 mo.	0 mo.	4 mo.	22 mo.					
Gadsden Independent Schools	R15-006	R15-006 Santa Teresa High School Locker Rooms Re-Roof	 0%	 100%	 95%	 0%	 0%	The last MCR's has been corrected and a change Order has been developed to close the project.	\$278,296.00	\$248,813.28	\$237,832.59	\$29,482.72
			0 mo.	0 mo.	0 mo.	0 mo.	25 mo.					
Gallup-McKinley County Public Schools	E15-003	E15-003 Indian Hills ES (Gallup) Emergency (advance)	 0%	 100%	 100%	 100%	 95%	Awaiting financial closeout.	\$200,000.00	\$155,434.29	\$147,752.62	\$44,565.71
			0 mo.	0 mo.	0 mo.	0 mo.	8 mo.					
Gallup-McKinley County Public Schools	K13-009	K13-009 Church Rock ES Pre-Kindergarten Classroom	 100%	 100%	 100%	 92%	 33%	In 11 month warranty.	\$239,980.38	\$239,980.37	\$239,234.22	\$0.01
			0 mo.	0 mo.	0 mo.	0 mo.	13 mo.					
Gallup-McKinley County Public Schools	P11-005	P11-005 Del Norte ES (Washington)	 100%	 100%	 19%	 0%	 0%	In construction. On schedule.	\$18,710,196.00	\$15,341,933.77	\$3,420,182.11	\$3,368,262.23
			0 mo.	0 mo.	8 mo.	12 mo.	30 mo.					
Gallup-McKinley County Public Schools	P11-006	P11-006 Church Rock Academy	 100%	 100%	 100%	 92%	 33%	Construction is complete. GC is finalizing the Punch List and T&B is finalizing adjustments. Close out documents are being compiled and uploaded to e-Builder. In 11 month warranty.	\$14,784,016.00	\$12,899,448.08	\$12,529,841.25	\$1,884,567.92
			0 mo.	0 mo.	0 mo.	0 mo.	13 mo.					

PSCOC Project Status Report

07/11/2016

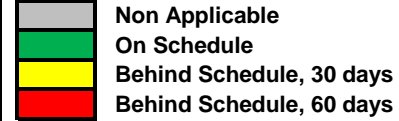


PP = Project Planning - Developing RFP/Contracts for Ed Spec Writer, Development and Approval of Ed Spec.
DD = Design Development - Project design development through construction Documents (plans and specs, bidding/proposal phase)
C = Construction - Project Under Construction
FC = Final Completion - All closeout documentation submitted and approved. Final payment approved.
PC = Project Closeout - 11 month correction period completed. Financial closeout completed.

School District	Project #	Project Name	PP	DD	C	FC	PC	Manager Report	AWARD TOTAL	COMMITTED	EXPENDED	AWARD BALANCE
Gallup-McKinley County Public Schools	P11-008	P11-008 Jefferson Elementary School	100%	100%	95%	22%	0%	Construction complete. Punch List in progress.	\$18,226,680.00	\$16,838,735.72	\$14,973,491.52	\$1,387,944.28
			0 mo.	0 mo.	0 mo.	0 mo.	21 mo.					
Gallup-McKinley County Public Schools	P14-013	P14-013 Ramah ES	100%	100%	45%	0%	0%	In construction. Working with contractor to develop recovery schedule.	\$9,490,028.00	\$8,251,015.04	\$4,223,081.03	\$1,239,012.96
			0 mo.	0 mo.	1 mo.	7 mo.	36 mo.					
Gallup-McKinley County Public Schools	P15-006	P15-006 Thoreau ES	100%	62%	0%	0%	0%	On Schedule. In Design. 75% DD complete.	\$1,516,391.00	\$723,178.65	\$378,289.90	\$793,212.35
			0 mo.	0 mo.	20 mo.	24 mo.	55 mo.					
Gallup-McKinley County Public Schools	P15-007	P15-007 New Lincoln ES (New Combined ES - Gallup)	100%	87%	0%	0%	0%	On Schedule. In Design- 50% DD review completed.	\$1,832,826.00	\$925,859.85	\$508,648.22	\$906,966.15
			0 mo.	0 mo.	20 mo.	24 mo.	55 mo.					
Gallup-McKinley County Public Schools	R13-015	R13-015 Thoreau High School	100%	100%	100%	100%	56%	Awaiting financial closeout.	\$1,913,388.00	\$1,523,522.76	\$1,505,915.29	\$389,865.24
			0 mo.	0 mo.	0 mo.	0 mo.	0 mo.					
Gallup-McKinley County Public Schools	R14-005	R14-005 Gallup-Crownpoint HS	0%	100%	100%	100%	31%	Awaiting financial closeout.	\$1,281,849.00	\$842,416.60	\$794,399.09	\$439,432.40
			0 mo.	0 mo.	0 mo.	0 mo.	0 mo.					
Gallup-McKinley County Public Schools	R14-006	R14-006 Gallup-Navajo Pine HS	0%	100%	100%	100%	31%	Awaiting financial closeout.	\$1,304,587.00	\$912,354.52	\$846,832.08	\$392,232.48
			0 mo.	0 mo.	0 mo.	0 mo.	0 mo.					
Gallup-McKinley County Public Schools	R14-007	R14-007 Gallup-Stagecoach ES	0%	100%	100%	100%	29%	Awaiting financial closeout	\$675,707.00	\$499,596.34	\$493,933.46	\$176,110.66
			0 mo.	0 mo.	0 mo.	0 mo.	1 mo.					
Grants-Cibola County Schools	C16-001	C16-001 Laguna-Acoma Mid-High (bridge DCP Project 03-085)	0%	0%	0%	0%	0%	PSCOC bridge award for artificial turf awarded at the May PSCOC meeting. Working with district to develop project schedule and implement MOU.	\$400,000.00	\$0.00	\$0.00	\$400,000.00
			0 mo.	0 mo.	0 mo.	0 mo.	0 mo.					

PSCOC Project Status Report

07/11/2016

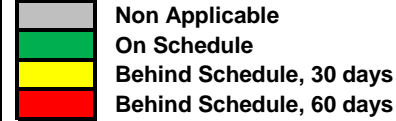


PP = Project Planning - Developing RFP/Contracts for Ed Spec Writer, Development and Approval of Ed Spec.
DD = Design Development - Project design development through construction Documents (plans and specs, bidding/proposal phase)
C = Construction - Project Under Construction
FC = Final Completion - All closeout documentation submitted and approved. Final payment approved.
PC = Project Closeout - 11 month correction period completed. Financial closeout completed.

School District	Project #	Project Name	PP	DD	C	FC	PC	Manager Report	AWARD TOTAL	COMMITTED	EXPENDED	AWARD BALANCE
Grants-Cibola County Schools	P10-005	P10-005 Cubero Elementary	100%	100%	100%	100%	99%	Project Complete.	\$10,173,316.00	\$8,907,716.13	\$8,859,878.02	\$1,265,599.87
			0 mo.	0 mo.	0 mo.	0 mo.	0 mo.					
Grants-Cibola County Schools	P14-014	P14-014 Los Alamitos MS	100%	100%	100%	25%	0%	Construction is complete. Punch List in progress.	\$16,206,000.00	\$14,252,699.70	\$12,797,844.36	\$1,953,300.30
			0 mo.	0 mo.	5 mo.	9 mo.	26 mo.					
Grants-Cibola County Schools	R13-017	R13-017 Mesa View Elementary School	100%	100%	100%	100%	26%	Awaiting financial closeout.	\$408,880.00	\$386,127.61	\$379,282.33	\$22,752.39
			0 mo.	0 mo.	0 mo.	0 mo.	0 mo.					
Grants-Cibola County Schools	R14-008	R14-008 Grants-Milan ES	0%	100%	100%	100%	50%	Awaiting financial closeout.	\$440,940.00	\$366,287.16	\$362,630.05	\$74,652.84
			0 mo.	0 mo.	0 mo.	0 mo.	0 mo.					
Hagerman Public Schools	R15-007	R15-007 Hagerman Middle School	0%	100%	100%	93%	14%	In 11 month warranty.	\$152,448.00	\$498,672.48	\$479,619.83	(\$346,224.48)
			0 mo.	0 mo.	0 mo.	0 mo.	9 mo.					
Hagerman Public Schools	R15-008	R15-008 Hagerman Elementary	0%	100%	100%	91%	14%	In 11 month warranty.	\$403,176.00	\$359,960.83	\$304,078.19	\$43,215.17
			0 mo.	0 mo.	0 mo.	0 mo.	9 mo.					
Hobbs Municipal Schools	P10-006	P10-006 Hobbs High School	100%	100%	100%	100%	88%	Project is complete and awaiting financial closeout	\$13,621,248.00	\$12,698,972.93	\$12,537,286.02	\$922,275.07
			0 mo.	0 mo.	0 mo.	0 mo.	29 mo.					
Hobbs Municipal Schools	P14-015	P14-015 New Elementary School (Hobbs)	100%	100%	100%	97%	73%	In 11 month warranty.	\$11,316,242.00	\$10,583,097.87	\$10,344,365.78	\$733,144.13
			0 mo.	0 mo.	0 mo.	7 mo.	5 mo.					
Hobbs Municipal Schools	P14-016	P14-016 Broadmoor ES	0%	100%	100%	97%	80%	In 11 month warranty.	\$9,403,389.00	\$8,764,821.55	\$8,641,164.21	\$638,567.45
			0 mo.	0 mo.	0 mo.	0 mo.	12 mo.					

PSCOC Project Status Report

07/11/2016

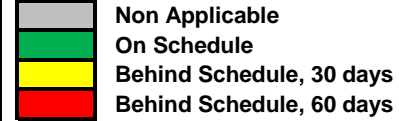


PP = Project Planning - Developing RFP/Contracts for Ed Spec Writer, Development and Approval of Ed Spec.
DD = Design Development - Project design development through construction Documents (plans and specs, bidding/proposal phase)
C = Construction - Project Under Construction
FC = Final Completion - All closeout documentation submitted and approved. Final payment approved.
PC = Project Closeout - 11 month correction period completed. Financial closeout completed.

School District	Project #	Project Name	PP	DD	C	FC	PC	Manager Report	AWARD TOTAL	COMMITTED	EXPENDED	AWARD BALANCE
La Promesa Charter School	R13-001	R13-001 La Promesa Early Learning Center	0%	100%	100%	100%	49%	Awaiting financial closeout.	\$97,416.00	\$80,491.88	\$74,237.77	\$16,924.12
			0 mo.	0 mo.	0 mo.	0 mo.	0 mo.					
Las Cruces Public Schools	E15-004	E15-004 Dona Ana ES Roof (Las Cruces)	0%	100%	100%	91%	18%	In closeout.	\$1,060,116.00	\$570,016.39	\$540,140.67	\$490,099.61
			0 mo.	0 mo.	0 mo.	0 mo.	21 mo.					
Las Cruces Public Schools	P06-024	P06-024 New High School	100%	100%	100%	100%	99%	Awaiting financial closeout.	\$66,689,297.00	\$63,683,310.12	\$51,249,416.26	\$3,005,986.88
			0 mo.	0 mo.	0 mo.	0 mo.	0 mo.					
Las Cruces Public Schools	P08-008	P08-008 Lynn Middle School-Camino Real Middle	0%	100%	100%	100%	90%	Awaiting financial closeout.	\$24,311,560.00	\$24,041,409.66	\$22,037,759.40	\$270,150.34
			0 mo.	0 mo.	0 mo.	0 mo.	0 mo.					
Las Cruces Public Schools	P10-007	P10-007 Loma Heights Elementary	100%	100%	100%	100%	19%	Project in financial closeout.	\$8,741,388.00	\$7,108,584.70	\$7,095,776.18	\$1,632,803.30
			0 mo.	0 mo.	0 mo.	0 mo.	0 mo.					
Las Cruces Public Schools	P11-011	P11-011 Las Cruces High School	100%	100%	100%	100%	0%	Early work construction complete. Closeout in progress.	\$1,065,682.61	\$1,065,682.63	\$894,918.62	(\$0.02)
			0 mo.	0 mo.	0 mo.	0 mo.	7 mo.					
Las Cruces Public Schools	P11-011B	P11-011B Las Cruces High School Phase 1	100%	100%	100%	100%	20%	In 11 month warranty.	\$28,381,989.29	\$28,381,989.14	\$28,075,946.89	\$0.15
			0 mo.	0 mo.	0 mo.	0 mo.	26 mo.					
Las Cruces Public Schools	P11-011C	P11-011C - Las Cruces High School Phase II	100%	100%	0%	0%	0%	Processing GC Commitment	\$17,531,328.10	\$0.00	\$0.00	\$17,531,328.10
			0 mo.	0 mo.	19 mo.	22 mo.	37 mo.					
Las Cruces Public Schools	R12-007	R12-007 Sunrise Elementary School Roof	0%	100%	100%	100%	50%	Awaiting financial closeout.	\$778,068.00	\$402,187.13	\$402,186.91	\$375,880.87
			0 mo.	0 mo.	0 mo.	0 mo.	0 mo.					

PSCOC Project Status Report

07/11/2016

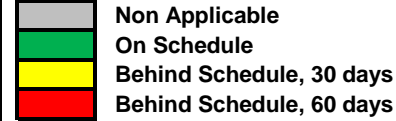


PP = Project Planning - Developing RFP/Contracts for Ed Spec Writer, Development and Approval of Ed Spec.
DD = Design Development - Project design development through construction Documents (plans and specs, bidding/proposal phase)
C = Construction - Project Under Construction
FC = Final Completion - All closeout documentation submitted and approved. Final payment approved.
PC = Project Closeout - 11 month correction period completed. Financial closeout completed.

School District	Project #	Project Name	PP	DD	C	FC	PC	Manager Report	AWARD TOTAL	COMMITTED	EXPENDED	AWARD BALANCE
Las Cruces Public Schools	R14-010	R14-010 Las Cruces-Alameda ES	100%	100%	100%	100%	46%	Waiting for project closeout.	\$639,012.00	\$527,407.41	\$491,788.20	\$111,604.59
			0 mo.	0 mo.	0 mo.	0 mo.	6 mo.					
Las Cruces Public Schools	R15-009	R15-009 Mesilla Elementary School Entire Roof	0%	100%	60%	0%	0%	In construction. On schedule.	\$802,625.00	\$543,058.46	\$328,025.63	\$259,566.54
			0 mo.	0 mo.	1 mo.	4 mo.	30 mo.					
Lordsburg Municipal Schools	P14-017	P14-017 Lordsburg HS	100%	100%	34%	0%	0%	In construction. On schedule.	\$14,443,685.00	\$12,866,845.38	\$2,670,181.86	\$1,576,839.62
			0 mo.	0 mo.	14 mo.	20 mo.	33 mo.					
Los Alamos Public Schools	P11-013	P11-013 Los Alamos Middle School	100%	100%	100%	100%	100%	Awaiting financial closeout.	\$6,152,223.00	\$5,838,702.27	\$5,827,391.95	\$313,520.73
			0 mo.	0 mo.	0 mo.	0 mo.	0 mo.					
Los Alamos Public Schools	P11-014	P11-014 Aspen Elementary School	100%	100%	100%	99%	99%	Awaiting financial closeout.	\$5,947,206.00	\$5,817,083.57	\$5,725,165.68	\$130,122.43
			0 mo.	0 mo.	0 mo.	0 mo.	0 mo.					
Los Lunas Public Schools	P11-015	P11-015B Los Lunas High School Phase II	0%	0%	100%	95%	49%	Phase III in warranty; Phase II contractor on close out & warranty punch list.	\$24,234,815.00	\$23,271,935.19	\$22,651,795.00	\$962,879.81
			0 mo.	0 mo.	0 mo.	0 mo.	2 mo.					
Los Lunas Public Schools	R15-010	R15-010 Valencia Elementary School	0%	100%	100%	98%	90%	In warranty	\$688,296.00	\$608,723.46	\$600,065.42	\$79,572.54
			0 mo.	0 mo.	0 mo.	0 mo.	8 mo.					
Mesa Vista Consolidated Schools	P14-018	P14-018 Ojo Caliente ES	100%	100%	35%	0%	0%	Renovation phase of project 95% complete, demolition of old ES buildings complete, site work for new ES underway.	\$5,339,034.00	\$5,250,933.05	\$915,205.57	\$88,100.95
			0 mo.	0 mo.	6 mo.	12 mo.	30 mo.					
Mountainair Public Schools	P15-008	P15-008 Mountainair Jr/Sr HS	0%	42%	0%	0%	0%	In Design. On schedule	\$480,000.00	\$298,628.77	\$133,865.10	\$181,371.23
			0 mo.	2 mo.	13 mo.	19 mo.	39 mo.					

PSCOC Project Status Report

07/11/2016

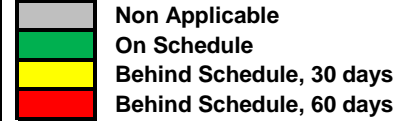


PP = Project Planning - Developing RFP/Contracts for Ed Spec Writer, Development and Approval of Ed Spec.
DD = Design Development - Project design development through construction Documents (plans and specs, bidding/proposal phase)
C = Construction - Project Under Construction
FC = Final Completion - All closeout documentation submitted and approved. Final payment approved.
PC = Project Closeout - 11 month correction period completed. Financial closeout completed.

School District	Project #	Project Name	PP	DD	C	FC	PC	Manager Report	AWARD TOTAL	COMMITTED	EXPENDED	AWARD BALANCE
New Mexico School for the Blind and Visually Impaired	C10-002A	C10-002A NMSBVI Deficiencies Correction	0%	100%	100%	100%	60%	Awaiting financial closeout.	\$4,048,301.00	\$4,086,448.93	\$4,006,388.41	(\$38,147.93)
			0 mo.	0 mo.	0 mo.	0 mo.	0 mo.					
New Mexico School for the Blind and Visually Impaired	C10-002B	C10-002B NMSBVI WEC Building	0%	100%	100%	100%	90%	In financial closeout.	\$8,193,022.00	\$8,045,317.39	\$8,020,358.56	\$147,704.61
			0 mo.	0 mo.	0 mo.	0 mo.	10 mo.					
New Mexico School for the Blind and Visually Impaired	P13-015	P13-015 NMSBVI Site Improvements	0%	100%	100%	100%	40%	Project scope complete. District intends to request 2nd phase of site work after other work on campus is completed.	\$2,972,360.00	\$2,056,687.21	\$1,986,666.93	\$915,672.79
			0 mo.	0 mo.	0 mo.	0 mo.	7 mo.					
New Mexico School for the Blind and Visually Impaired	P13-016	P13-016 NMSBVI Health Services & Jack Hall	0%	100%	95%	12%	0%	In construction. Nearly complete.	\$739,017.00	\$590,240.95	\$524,871.63	\$148,776.05
			0 mo.	0 mo.	0 mo.	3 mo.	21 mo.					
New Mexico School for the Blind and Visually Impaired	P14-019	P14-019 NMSBVI Quimby Gymnasium	0%	0%	0%	0%	0%	District delaying design in order to accommodate overall campus construction schedule.	\$92,201.00	\$0.00	\$0.00	\$92,201.00
			0 mo.	16 mo.	29 mo.	34 mo.	47 mo.					
New Mexico School for the Blind and Visually Impaired	P14-020	P14-020 Sacramento Dormitory	0%	0%	0%	0%	0%	District delaying design in order to accommodate overall campus construction schedule.	\$114,721.00	\$0.00	\$0.00	\$114,721.00
			0 mo.	20 mo.	21 mo.	25 mo.	56 mo.					
New Mexico School for the Blind and Visually Impaired	P14-021	P14-021 Recreation / Ditzler Auditorium	0%	89%	0%	0%	0%	District received phase 2 funding from PSCOC. Anticipate releasing RFP for construction in early August. Delayed to accommodate overall campus construction schedule.	\$4,937,393.00	\$361,315.79	\$211,654.64	\$4,576,077.21
			0 mo.	0 mo.	12 mo.	16 mo.	42 mo.					
New Mexico School for the Blind and Visually Impaired	P14-025	P14-025 NMSBVI Watkins Education Center	0%	85%	0%	0%	0%	This project is 100% funded by an appropriation and is above adequacy. Schedule coordinated with Rec/Ditzler project.	\$354,362.49	\$354,362.49	\$230,145.15	\$0.00
			0 mo.	0 mo.	12 mo.	16 mo.	42 mo.					
New Mexico School for the Blind and Visually Impaired	P15-009	P15-009 Garrett Dormitory	0%	0%	0%	0%	0%	District delaying design in order to accommodate overall campus construction schedule.	\$82,483.00	\$0.00	\$0.00	\$82,483.00
			0 mo.	16 mo.	29 mo.	34 mo.	47 mo.					

PSCOC Project Status Report

07/11/2016

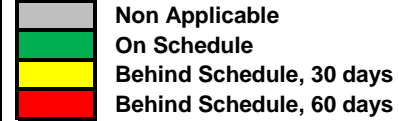


PP = Project Planning - Developing RFP/Contracts for Ed Spec Writer, Development and Approval of Ed Spec.
DD = Design Development - Project design development through construction Documents (plans and specs, bidding/proposal phase)
C = Construction - Project Under Construction
FC = Final Completion - All closeout documentation submitted and approved. Final payment approved.
PC = Project Closeout - 11 month correction period completed. Financial closeout completed.

School District	Project #	Project Name	PP	DD	C	FC	PC	Manager Report	AWARD TOTAL	COMMITTED	EXPENDED	AWARD BALANCE
New Mexico School for the Deaf	P13-008	P13-008 NMSD Santa Fe	0%	100%	75%	0%	0%	Site Work is in progress.	\$5,849,019.00	\$5,079,905.65	\$4,187,986.23	\$769,113.36
			0 mo.	0 mo.	5 mo.	8 mo.	36 mo.					
New Mexico School for the Deaf	P15-010	P15-010 Cartwright Hall	0%	93%	0%	0%	0%	Design taking longer than expected due to special consideration for unique educational program requirements.	\$703,837.00	\$456,028.81	\$299,969.34	\$247,808.19
			0 mo.	2 mo.	30 mo.	34 mo.	63 mo.					
New Mexico School for the Deaf	P15-011	P15-011 Delgado Hall	0%	99%	0%	0%	0%	Design taking longer than expected due to special consideration for unique educational program requirements.	\$133,175.00	\$99,558.33	\$59,309.97	\$33,616.68
			0 mo.	0 mo.	13 mo.	15 mo.	45 mo.					
Pojoaque Public Schools	R14-022	R14-022 Pablo Roybal Elementary School Entire Roof (Pojoaque)	0%	100%	100%	95%	50%	In warranty.	\$226,065.00	\$130,134.38	\$122,641.04	\$95,930.62
			0 mo.	0 mo.	0 mo.	0 mo.	7 mo.					
Pojoaque Public Schools	R14-023	R14-023 Pojoaque High School East Wing	0%	100%	100%	95%	50%	In warranty.	\$608,082.00	\$334,063.10	\$319,085.70	\$274,018.90
			0 mo.	0 mo.	0 mo.	0 mo.	7 mo.					
Raton Public Schools	R15-011	R15-011 Raton Middle School	0%	100%	12%	0%	0%	In construction.	\$755,832.00	\$630,722.08	\$57,245.13	\$125,109.92
			0 mo.	0 mo.	2 mo.	4 mo.	17 mo.					
Reserve Independent Schools	P14-022	P14-022 Reserve Combined School	100%	100%	100%	4%	0%	Finishing up final punch list items. In 11 month warranty.	\$14,256,519.00	\$13,887,804.41	\$11,320,171.37	\$368,714.59
			0 mo.	0 mo.	4 mo.	10 mo.	39 mo.					
Roswell Independent Schools	P10-010	P10-010 Missouri Avenue Elementary	100%	100%	100%	100%	100%	Awaiting financial closeout.	\$9,847,706.00	\$7,949,621.27	\$7,901,698.25	\$1,898,084.73
			0 mo.	0 mo.	0 mo.	0 mo.	0 mo.					
Roswell Independent Schools	P10-011	P10-011 East Grand Plains Elementary	0%	100%	100%	100%	100%	Awaiting financial closeout.	\$5,620,708.00	\$5,463,778.35	\$5,436,035.27	\$156,929.65
			0 mo.	0 mo.	0 mo.	0 mo.	0 mo.					

PSCOC Project Status Report

07/11/2016

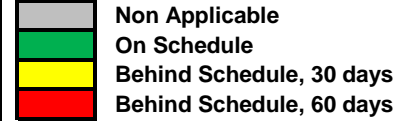


PP = Project Planning - Developing RFP/Contracts for Ed Spec Writer, Development and Approval of Ed Spec.
DD = Design Development - Project design development through construction Documents (plans and specs, bidding/proposal phase)
C = Construction - Project Under Construction
FC = Final Completion - All closeout documentation submitted and approved. Final payment approved.
PC = Project Closeout - 11 month correction period completed. Financial closeout completed.

School District	Project #	Project Name	PP	DD	C	FC	PC	Manager Report	AWARD TOTAL	COMMITTED	EXPENDED	AWARD BALANCE
Roswell Independent Schools	P10-012	P10-012 Monterrey Elementary	0%	100%	100%	100%	100%	Awaiting financial closeout.	\$4,482,227.00	\$4,478,898.64	\$4,453,837.36	\$3,328.36
			0 mo.	0 mo.	0 mo.	0 mo.	0 mo.					
Roswell Independent Schools	P10-013	P10-013 Pecos Elementary	0%	100%	100%	100%	100%	Awaiting financial closeout.	\$6,711,745.00	\$6,191,049.45	\$6,153,659.78	\$520,695.55
			0 mo.	0 mo.	0 mo.	0 mo.	0 mo.					
Roswell Independent Schools	P11-016	P11-016 Valley View Elementary School	0%	100%	100%	100%	100%	Awaiting financial closeout.	\$7,408,246.07	\$6,226,216.76	\$6,188,706.08	\$1,182,029.31
			0 mo.	0 mo.	0 mo.	0 mo.	0 mo.					
Roswell Independent Schools	P11-017	P11-017 Berrendo Elementary School	0%	100%	100%	100%	100%	Awaiting financial closeout	\$8,779,814.04	\$7,990,394.38	\$7,926,145.66	\$789,419.66
			0 mo.	0 mo.	0 mo.	0 mo.	0 mo.					
Roswell Independent Schools	P11-018	P11-018 Military Heights Elementary School	0%	100%	100%	100%	100%	DP working to complete documentation requirements associated with warranty issues.	\$7,853,407.13	\$7,019,662.43	\$6,707,353.79	\$833,744.70
			0 mo.	0 mo.	0 mo.	0 mo.	2 mo.					
Roswell Independent Schools	P11-019	P11-019 El Capitan Elementary School	0%	0%	100%	100%	80%	In 11 month correction period.	\$11,686,177.62	\$10,057,720.56	\$10,022,453.88	\$1,628,457.06
			0 mo.	0 mo.	0 mo.	0 mo.	0 mo.					
Roswell Independent Schools	P14-023	P14-023 Parkview Early Literacy	100%	100%	49%	0%	0%	In construction. On schedule.	\$9,802,699.00	\$8,569,678.57	\$3,117,532.75	\$1,233,020.43
			0 mo.	0 mo.	10 mo.	13 mo.	21 mo.					
Roswell Independent Schools	P16-003	P16-003 Del Norte ES	1%	0%	0%	0%	0%	BSAR negotiation underway.	\$73,000.00	\$0.00	\$0.00	\$73,000.00
			6 mo.	25 mo.	43 mo.	44 mo.	55 mo.					
Roswell Independent Schools	R14-015	R14-015 Roswell-Mountain View MS	0%	100%	100%	100%	100%	Awaiting financial closeout	\$287,820.00	\$160,199.01	\$160,199.02	\$127,620.99
			0 mo.	0 mo.	0 mo.	0 mo.	0 mo.					

PSCOC Project Status Report

07/11/2016

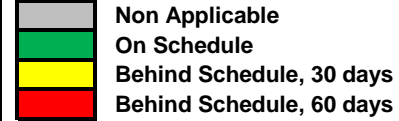


PP = Project Planning - Developing RFP/Contracts for Ed Spec Writer, Development and Approval of Ed Spec.
DD = Design Development - Project design development through construction Documents (plans and specs, bidding/proposal phase)
C = Construction - Project Under Construction
FC = Final Completion - All closeout documentation submitted and approved. Final payment approved.
PC = Project Closeout - 11 month correction period completed. Financial closeout completed.

School District	Project #	Project Name	PP	DD	C	FC	PC	Manager Report	AWARD TOTAL	COMMITTED	EXPENDED	AWARD BALANCE
Ruidoso Municipal Schools	P15-013	P15-013 Nob Hill ES	100% 0 mo.	74% 4 mo.	0% 15 mo.	0% 20 mo.	0% 47 mo.	Construction Documents in progress, on schedule.	\$0.00	\$0.00	\$0.00	\$0.00
Socorro Consolidated Schools	P12-011	P12-011 San Antonio Elementary School	100% 0 mo.	97% 0 mo.	0% 3 mo.	0% 9 mo.	0% 39 mo.	RFP for construction issued & recommendation is being made to the board for review on 7/15.	\$349,194.00	\$298,648.65	\$198,752.24	\$50,545.35
Texico Public Schools	R15-012	R15-012 Texico Combined School	0% 0 mo.	100% 0 mo.	0% 3 mo.	0% 8 mo.	0% 36 mo.	Reviewing proposals for construction.	\$884,746.00	\$77,831.12	\$28,496.25	\$806,914.88
Truth or Consequences Municipal Schools	K13-005	K13-005 T or C Elementary Pre-Kindergarten Classroom	100% 0 mo.	100% 0 mo.	100% 0 mo.	100% 0 mo.	70% 0 mo.	Awaiting financial closeout.	\$214,961.04	\$148,759.25	\$148,759.25	\$66,201.79
Truth or Consequences Municipal Schools	P08-022	P08-022 Arrey Elementary	0% 0 mo.	100% 0 mo.	100% 0 mo.	100% 0 mo.	60% 0 mo.	Awaiting financial closeout.	\$2,552,791.00	\$1,966,505.91	\$1,958,042.67	\$586,285.09
Truth or Consequences Municipal Schools	P12-012	P12-012 Truth or Consequences Elementary School	100% 0 mo.	100% 0 mo.	100% 0 mo.	100% 0 mo.	67% 0 mo.	Awaiting financial closeout.	\$5,831,012.40	\$5,411,935.97	\$5,381,337.70	\$419,076.43
Truth or Consequences Public Schools	R15-013	R15-013 Truth or Consequences Middle School	0% 0 mo.	100% 0 mo.	62% 2 mo.	0% 6 mo.	0% 37 mo.	In Construction. Delayed due to unfavorable proposals for above adequacy work. Extension approved by PSFA director.	\$249,534.00	\$221,953.95	\$110,176.37	\$27,580.05
Tularosa Municipal Schools	R14-017	R14-017 Tularosa - Tularosa Intermediate School	100% 0 mo.	100% 0 mo.	100% 0 mo.	100% 0 mo.	100% 0 mo.	Awaiting financial closeout.	\$464,646.00	\$396,597.97	\$364,704.88	\$68,048.03
Tularosa Municipal Schools	R14-018	R14-018 Tularosa-Tularosa MS	100% 0 mo.	100% 0 mo.	100% 0 mo.	100% 0 mo.	100% 0 mo.	Awaiting financial closeout.	\$144,267.00	\$127,043.20	\$117,301.26	\$17,223.80

PSCOC Project Status Report

07/11/2016

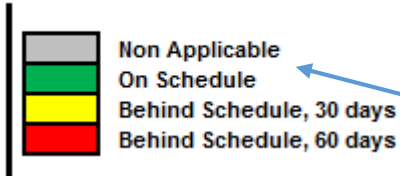


PP = Project Planning - Developing RFP/Contracts for Ed Spec Writer, Development and Approval of Ed Spec.
DD = Design Development - Project design development through construction Documents (plans and specs, bidding/proposal phase)
C = Construction - Project Under Construction
FC = Final Completion - All closeout documentation submitted and approved. Final payment approved.
PC = Project Closeout - 11 month correction period completed. Financial closeout completed.

School District	Project #	Project Name	PP	DD	C	FC	PC	Manager Report	AWARD TOTAL	COMMITTED	EXPENDED	AWARD BALANCE
Tularosa Municipal Schools	R15-014	R15-014 Tularosa Middle School	0%	100%	95%	100%	84%	In 11 month warranty.	\$384,393.00	\$278,320.46	\$278,055.01	\$106,072.54
			0 mo.	0 mo.	0 mo.	0 mo.	9 mo.					
Tularosa Municipal Schools	R15-015	R15-015 Tularosa Intermediate School	0%	100%	100%	100%	89%	In 11 month warranty.	\$328,190.00	\$279,613.42	\$273,453.68	\$48,576.58
			0 mo.	0 mo.	0 mo.	0 mo.	15 mo.					
West Las Vegas Public Schools	P12-013	P12-013 WLVP Partnership Middle-High School	100%	100%	100%	100%	97%	Awaiting financial closeout.	\$1,781,504.17	\$1,656,931.84	\$1,653,376.27	\$124,572.33
			0 mo.	0 mo.	0 mo.	0 mo.	0 mo.					
West Las Vegas Public Schools	P13-009	P13-009 West Las Vegas Middle School	100%	100%	6%	0%	0%	Notice to Proceed issued on 6/23/16, site work & interior demo work underway.	\$6,717,738.00	\$4,576,706.65	\$68,258.32	\$2,141,031.35
			0 mo.	0 mo.	6 mo.	8 mo.	26 mo.					
West Las Vegas Public Schools	R14-019	R14-019 West Las Vegas HS Band-Shop Roofing	0%	100%	100%	100%	97%	Awaiting financial closeout.	\$187,354.00	\$173,906.02	\$173,365.45	\$13,447.98
			0 mo.	0 mo.	0 mo.	0 mo.	0 mo.					
West Las Vegas Public Schools	R15-016	R15-016 Tony Serna Elementary	0%	100%	100%	98%	49%	All roofing work complete. GC working on project closeout documentation.	\$343,481.00	\$314,837.01	\$272,777.74	\$28,643.99
			0 mo.	0 mo.	0 mo.	0 mo.	11 mo.					
Zuni Public Schools	K13-006	K13-006 A:Shiwi Elementary Pre-Kindergarten Classroom	100%	100%	91%	0%	0%	In Construction. On schedule. This project is tied to P13-010 Dowa Yalanne & A:Shiwi ES combined school award.	\$309,728.00	\$309,723.21	\$260,531.27	\$4.79
			0 mo.	0 mo.	1 mo.	22 mo.	28 mo.					
Zuni Public Schools	P13-010	P13-010 Zuni ES (Shiwi T'sana)	100%	100%	90%	0%	0%	On schedule. In construction	\$29,210,359.00	\$26,537,196.16	\$25,117,441.95	\$2,673,162.84
			0 mo.	0 mo.	1 mo.	5 mo.	24 mo.					
									\$931,173,368.51	\$806,804,332.39	\$623,433,059.88	\$124,369,036.12

PSCOC Project Status Report Definitions

- PP = Project Planning - Developing RFP/Contracts for Ed Spec Writer, Development and Approval of Ed Spec.**
- DD = Design Development - Project design development through construction Documents (plans and specs, bidding/proposal phase)**
- C = Construction - Project Under Construction**
- FC = Final Completion - All closeout documentation submitted and approved. Final payment approved.**
- PC = Project Closeout - 11 month correction period completed. Financial closeout completed.**



The cell becomes shaded only after the start date in the schedule has passed and the phase is active. The regional manager adjusts the schedule each month. The report compares the current schedule to the schedule established in the MOU and assigns a color.

This indicates what percentage of this phase has been completed. This is updated monthly by the regional manager.

PP	DD	C	FC	PC
100%	57%	0%	0%	0%
0 mo.	9 mo.	27 mo.	34 mo.	45 mo.

Manager Report

The Phase II construction work is ongoing. Construction is behind schedule due to negotiations with the Santa Clara pueblo and offsite water line improvements.

The regional manager uses the Manager Report to highlight unique conditions of the project.

Number of months remaining until completion of the phase. This indicates that construction will be completed 27 months from TODAY.

The number of months remaining is based upon the RMs revised schedule. If the revised schedule varies from the baseline (indicated by the yellow or red color coding), the number of months displayed indicates the revised schedule completion date.

AWARD TOTAL	COMMITTED	EXPENDED	AWARD BALANCE
\$10,228,847.00	\$8,798,239.33	\$7,464,193.37	\$1,430,607.67

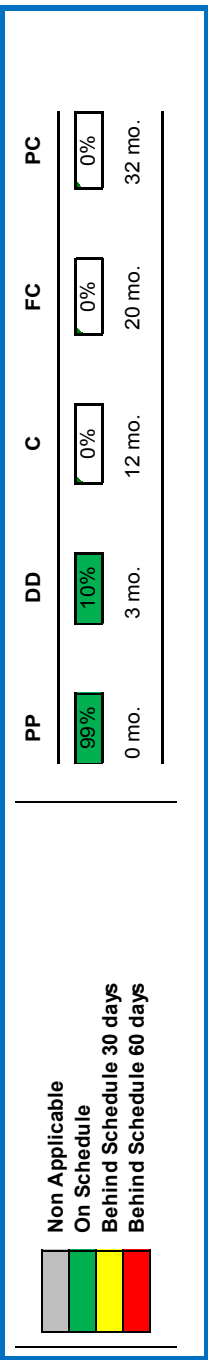
State funds awarded to date	Purchase orders have been issued for this amount	Actual payments	State funds awarded to date less committed funds
-----------------------------	--	-----------------	--

All of the amounts indicated in the financial portion represent ONLY the state share

PSCOC Project Status Report Definitions

Project Management Report

Project Schedule Phase (PP DD C FC PC) shows the current percentage of completion within each phase of the projects development and the time remaining in months allowed for that phase to be completed. The percent completed shown in each Project Schedule Phase is NOT a direct correlation to the amounts shown on the financial section (State Share, Committed or Expended).



Project phases

- PP = Project Planning** - Developing RFP/Contracts for Ed Spec Writer, Development and Approval of Ed Spec.
- DD = Design Development** - Project design development through construction Documents (plans and specs, bidding/proposal phase)
- C = Construction** - Project Under Construction
- FC = Final Completion** - All closeout documentation submitted and approved. Final payment approved.
- PC = Project Closeout** - 11 month correction period completed. Financial closeout completed.

PP = Project Planning In this phase an Ed Spec consultant is procured develop as Educational Specification. This process will typically take 3 to 6 months depending on size and scope and will have 3 community meetings (include student, parents, administrators, teachers, community/business members and PSFA).

DD = Design Development In this phase the Design Professional is selected. The Design is broken into 4 sub phases:

- 1) Programming (PD) Program follows completion of educational programming and affirms the overall project budget, the MACC portion of the budget, and establishes the goals, facts, regulations, conditions and concepts that bound the Project and describe such information as to who this project serves the needs of the school(s) and district.
 - 2) Schematic Design (SD) Begins to define the project giving a Preliminary Project Description that clearly indicates the extent and relationship of the project components. As well as the proposed building type, and proposed mechanical and electrical systems.
 - 3) Design Development (DD) At this stage of design the size and character of the entire project should be approximately 60% complete. The Project Manual and plan documents with elements, such as civil, structural, mechanical and electrical systems, special systems including alarms, fire protection systems, roofs, walls, and floors are fully developed and lacking only specific installation details required to construct.
 - 4) Construction Documents (CD) At the completion of this final stage the project is 100% designed and has been submitted and approved for permit.
- GC Selection – The owner procures the General Contractor for the Project. Includes time for advisement, and depending on procurement method chosen would include time for construction committee review and interviews.

C = Construction Contractor starts construction within 10 days of the Notice to proceed given by the owner. The construction services includes all labor, materials, equipment and services provided or to be provided by the Contractor to fulfill the results indicated by the Contract Documents. This phase will end at substantial completion when the project is complete except for minor items so that the Owner can completely occupy or fully utilize the project for its intended use.

FC = Final Completion Starts at Substantial Completion and includes the Punch list and Closeout stage of a project. The Punch list is all incomplete and non-compliant Work to be completed or corrected prior to final payment. At Closeout the Contractors submits the final requirement to complete the job. Example include: Building Code Approvals and other code certifications, Substantial Completion documents, Punch Lists, Warranties, O&M Manuals, Training Sign-off, Extra Stock Sign-off, Final Completion documents, and Equipment inventory information as required in Division 01.

PC = Project Closeout Starts the date of the Substantial Completion and typically takes 18 months. This includes the 11 warranty/correction period, Post Occupancy Evaluation and Financial closeout as agreed to in the Memorandum of Understanding (MOU) with the district.

PSCOC Project Status Report Definitions

Project Schedule

Below is an example of a specific project showing the Overall Project Schedule. This information serves as the baseline for determining the project status (on schedule or behind schedule) as shown each month on the project status report.

Project Status Report	#	Task Name	Duration	Start	Finish	% Complete
	1	Overall Project Schedule	1001d	11.01.2012	09.01.2016	21%
PP = Project Planning	2	EdSpec	248d	11.01.2012	10.14.2013	99%
	3	EdSpec Selection	66d	11.01.2012	01.31.2013	100%
	4	EdSpec Design	182d	02.01.2013	10.14.2013	98%
	5	Project Development	45d	07.01.2013	08.30.2013	10%
	6	A/E Selection	45d	07.01.2013	08.30.2013	10%
	7	Design Development	130d	09.01.2013	02.28.2014	0%
DD = Design Development	8	PD	10d	09.01.2013	09.13.2013	0%
	9	SD	21d	09.15.2013	10.14.2013	0%
	10	DD	34d	10.15.2013	11.29.2013	0%
	11	CD	22d	12.01.2013	12.31.2013	0%
	12	GC Selection	43d	01.01.2014	02.28.2014	0%
	13	Construction	260d	03.01.2014	02.27.2015	0%
C = Construction	14	Contractor NTP	10d	03.01.2014	03.14.2014	0%
	15	Construction (Based on NTP and Substantial Completion)	250d	03.15.2014	02.27.2015	0%
	16	Substantial Completion	110d	03.01.2015	07.31.2015	0%
FC = Final Completion	17	Punchlist	66d	03.01.2015	06.01.2015	0%
	18	Closeout	44d	06.02.2015	07.31.2015	0%
	19	Correction Period	394d	03.01.2015	09.01.2016	0%
PC = Project Closeout	20	Warranty Review	241d	03.01.2015	02.01.2016	0%

Manager Report

Educational Specifications final document provided for review to DR and PSFA on 10/8/13. Ed Spec planner to present Ed Specs at 11/21/13 school board work session.

Manager Report is a brief overview of the current status of the project given by the Regional Manager. Any major issues that may potentially affect the schedule or the overall cost of the project is also reported.

Financial Project Report

State Share	COMMITTED	EXPENDED	BALANCE
\$81,193.00	\$38,054.12	\$0.00	\$43,138.88

State Share = State funds awarded to the project to date.

Committed = Amount of State funds with an assigned Purchase Order and under Contract.

Expended = Amount paid out of committed funds.

Balance = Is the State Share minus the Committed. This includes project contingancy and budgeted items not committed.