


# State Construction Program

Presented by:

David Trujillo, NMDOT Special Projects Engineer

Tisha Clark, NMDOT Acting State Construction Engineer



**4-Year STIP: NMDOT Design and Project Development:**

NMDOT currently has under design a four year program (STIP) which consists of 625 projects with a value of \$1,815,886,196. This design program is primarily managed by NMDOT staff but does have assistance from engineering consultant firms throughout the state highway and transportation system.

**Local Government Project Agreements:**

NMDOT currently has 504 projects located throughout the state that have a current value of \$72.2 million. This program is contracted and overseen by NMDOT and the Local and Tribal Government entities that receive the funding.

**Local Government Capital Outlay Projects:**

NMDOT currently has in design and construction 273 projects located throughout the state that have a current value of \$177.8 million. This program is contracted and overseen by NMDOT and the Local and Tribal Government entities that receive the funding.

**NMDOT/FHWA Construction Program:**

NMDOT currently has under contract a multi-year program of 73 active construction projects located throughout the state that have a current value of \$721,404,567.64. This entire construction program is managed by NMDOT staff.

\* Data includes all active projects that have not been closed out at FHWA

**Federal T/LPA projects**  
Count: 111  
Amount: 146,867,542.88

\* Data includes all active projects that have not been closed out at FHWA

**Construction**  
Count: 90  
Amount: 584,475,369.25

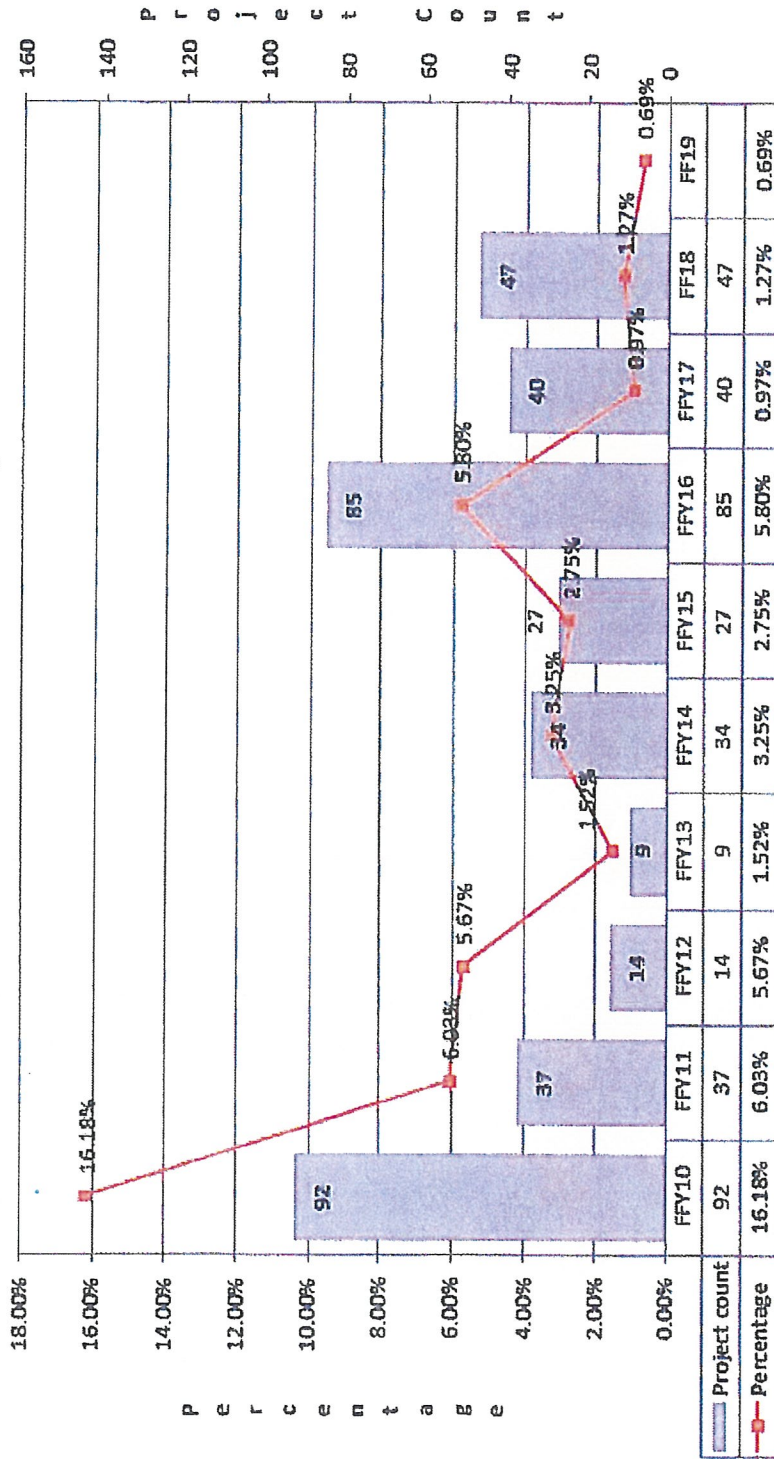
\* Data includes all active projects including those approved for FY20

**LGRF-100% state**  
Count: 504  
Amount: 72,228,866.70

\* Data includes all active projects including those approved for FY20

**Capital Outlay-100% State Funds**  
Count: 273  
Amount: 177,886,848.02

# Project Closure Impact on Inactive Projects



<b>\$250.0M (Section 9)</b>			
<b>Expended by June 30th, 2024</b>			
PLAN-	Budget	Location	
District 1	18,000,000.00	NM Highway 404.	
	3,000,000.00	I-10.	
	<b>TOTAL 21,000,000.00</b>		
District 2	21,000,000.00	US 285.	
	<b>TOTAL 21,000,000.00</b>		
District 3	10,000,000.00	Los Lunas East/West corridor.	
	8,000,000.00	I-25 Gibson exit.	
	3,000,000.00	Paseo Del Volcan.	
	<b>TOTAL 21,000,000.00</b>		
District 4	10,500,000.00	NM Highway 39.	
	10,500,000.00	US Highway 54.	
	<b>TOTAL 21,000,000.00</b>		
District 5	10,500,000.00	I-25.	
	10,500,000.00	NM 68.	
	<b>TOTAL 21,000,000.00</b>		
District 6	12,000,000.00	US 491 interchange and Carbon Coal road.	
	4,500,000.00	Allison corridor.	
	4,500,000.00	I-40.	
	<b>TOTAL 21,000,000.00</b>		
	2,000,000.00	for NM Railrunner line in Abq.	
	<b>TOTAL 2,000,000.00</b>		
	122,000,000.00	Right of Way, planning, design, and construction and to match federal and other state	
	D1 (10,000,000.00)	I-10	
	D3 (45,000,000.00)	Los Lunas East/West corridor	
	D4 (10,500,000.00)	NM Highway 39	
	D4 (2,500,000.00)	US Highway 54	
	D5 (9,500,000.00)	I-25	
	D6 (12,000,000.00)	I-40	
	<b>Subtotal 32,500,000.00</b>		
	<b>TOTAL 122,000,000.00</b>		
<b>GRAND TOTAL</b>	<b>250,000,000.00</b>		

**\$89.0 Million General Fund Money**

Sum of Total District	Description	Activity	Grand Total
1	I-10 MM 116 to 144 - Milling OGFC and Wearing Course Overlay(Multi year funded with FY 2019 Contract Maintenance)	Contract Maintenance	3,831,253.00
	L 22B (Motel Drive)/Main Street - Lordsburg Pavement Preservation.		5,000,000.00
	US 180 MM 47 to 67 - Hot In-Place Recycling & Wearing Course Overlay.		3,900,000.00
	Various Locations: District Wide Fencing.		1,003,080.00
	I-10: Hot Applied Crack Seal (MM 144.0- 164.2).		700,000.00
	US 70 (Picacho Avenue): Hot Applied Crack Seal (MM 141.5- 147.0).		399,000.00
<b>1 Total</b>		<b>14,833,333.00</b>	<b>14,833,333.00</b>
2	US 70: Pavement Rehabilitation (Between Clovis & Portales, Curry County).		7,330,000.00
	US 54: Pavement Rehabilitation (Between Vaughn & Corona, Torrance County).		6,500,000.00
	District Wide: Signing & Striping (Various Counties).		1,000,000.00
<b>2 Total</b>		<b>14,830,000.00</b>	<b>14,830,000.00</b>
3	Construction Augmentation		500,000.00
	I-25 Frontage Roads: Crack Seal (Comanche to PDN).		165,000.00
	I-40/I-25 Interchange: Mill/Inlay.		7,388,333.00
	NM 313: Fencing		150,000.00
	NM 313: Mill/Inlay (NM 473 to US 550).		950,000.00
	NM 314: HIR/HMA Overlay (NM 6 to NM 45).		1,550,000.00
	NM 347: Mill/Inlay (South of US 550).		500,000.00
	NM 45: Mill/Inlay (St. Joseph to Central).		1,400,000.00
	US 60: OGFC Overlay (I-25 to NM 47).		830,000.00
	NM 528: Crack Seal (MM 9.5-13.5)		250,000.00
	I-40: Crack Seal (MM 132-143).		900,000.00
	NM 333: Crack Seal (MM 6-16.3).		250,000.00
<b>3 Total</b>		<b>14,833,333.00</b>	<b>14,833,333.00</b>
4	I-25: Plant Mix Wearing Course Overlay: (MM 309-319).		2,850,200.00
	US 64/87: Pavement Resurfacing (MM 406-418 EB Lanes Only).		4,045,750.00
	US 56: Hot In Place Recycling (MM 20-35 and MM 44-60.3).		2,080,000.00
	NM 65: Micor Surface (MM 0 - 5.1).		737,713.00
	Grand Avenue (Loop 15): Micro Surface (MM 1.8-3.0).		237,300.00
	NM 518: Micro Surface (MM 30.5-44.3).		1,213,050.00
	I-40: Crack Seal (MM 362.9-373.4).		548,200.00
	US 54: Crack Seal (MM 326-355.3).		683,850.00
	NM 209: Crack Seal (MM 35.5- 45).		131,650.00
	District Wide: Crushing (Raton Area/ Las Vegas Area).		504,687.00
	US 64/87 I-25 Interchange: Study (MM 451).		1,500,000.00
	NM 329: Micor Surface (MM 0- 1.9).		300,600.00
<b>4 Total</b>		<b>14,833,000.00</b>	<b>14,833,000.00</b>
5	Cerrillos Rd. from St. Michaels to St. Francis (Phase1-A/B/C/D study and PhaseII)		1,004,386.00
	District Wide: Highway on ramp wrong way warning.		1,100,000.00
	District Wide: Rockfall mitigation study.		300,000.00
	Shiprock East Intersection of US 491 and US 64: Pavement reconstruction.		440,000.00
	S. McCurdy: Study		250,000.00
	NM 68 (Riverside) Drive: Study		125,000.00
	NM 599: Mill/Inlay (MM 7.2-14.2)		4,899,572.00
	NM 68: Heater Scarification Overlay (MM 23.0-12.7)		3,011,043.00
	NM 511 (MM 13.2-13.8) and NM 539 (MM 5.0-5.8): Guard rail installation.		1,200,000.00
	NM 599: Nova Chip Overlay (MM 0.0-7.2)		2,500,000.00
<b>5 Total</b>		<b>14,830,001.00</b>	<b>14,830,001.00</b>
6	Trucking		86,000.00
	US 491: Full Depth Reclamation (MM 32.9-36.9). PENDING REDISTRIBUTION		5,600,000.00
	I-40: Mill/Outlay (MM 45-47).		2,500,000.00
	I-40: Mill/Outlay (MM 43.9-45.0).		1,230,000.00
	US 491: Full Depth Reclamation (MM 62.0-67.7). May increase due to redistribution.		5,414,000.00
<b>6 Total</b>		<b>14,830,000.00</b>	<b>14,830,000.00</b>
<b>Grand Total</b>		<b>88,989,667.00</b>	<b>88,989,667.00</b>

## Fiscal Year 2020 Project List Summary

	<b>Construction</b>	<b>Total Cost</b>
<b>NMDOT</b>	\$ 295,949,554	\$ 350,496,807
<b>T/LPA</b>	\$ 66,175,840	\$ 96,977,616
<b>Transit-Rail</b>	\$ 1,754,262	\$ 1,754,262

Detailed information of projects found at:  
<https://estip.dot.state.nm.us/>

## New Mexico Department of Transportation

### Project Lettings

2018

Letting	Project	# bids
3/9/18	E100160	3
	A301344	6
	9900742	3
	1101530	4
	S100540	4
	5101281	1
4/6/18	2101890	1
	6100901	3
	2101400	4
	4101500	3
	9900730/9900731R	2
	9900821R	2
5/18/18	1101740	3
	4100840	2
	9900744	2
	2102180	8
6/15/18	M501010	1
	S100520	5
	E100170	3
	4101620	1
7/20/18	6101120R	1
	5100500	3
8/17/18	4101490	3
	5100650R3	2
	6100833	3
8/24/18	1101540	1
	F100112F100113	2
	6101040	4
9/21/18	1100950	4
	1101520	5
	5101284	1
	6100902	2
10/19/18	2100780	3
	A301444	3
	S100580	1
	4101630R	2
	1101640	3
11/16/18	6101131	4
	F100310	4
	2104280	2
	2104120	2
	4101510	2
12/21/18	6101270	3
	4101260	4

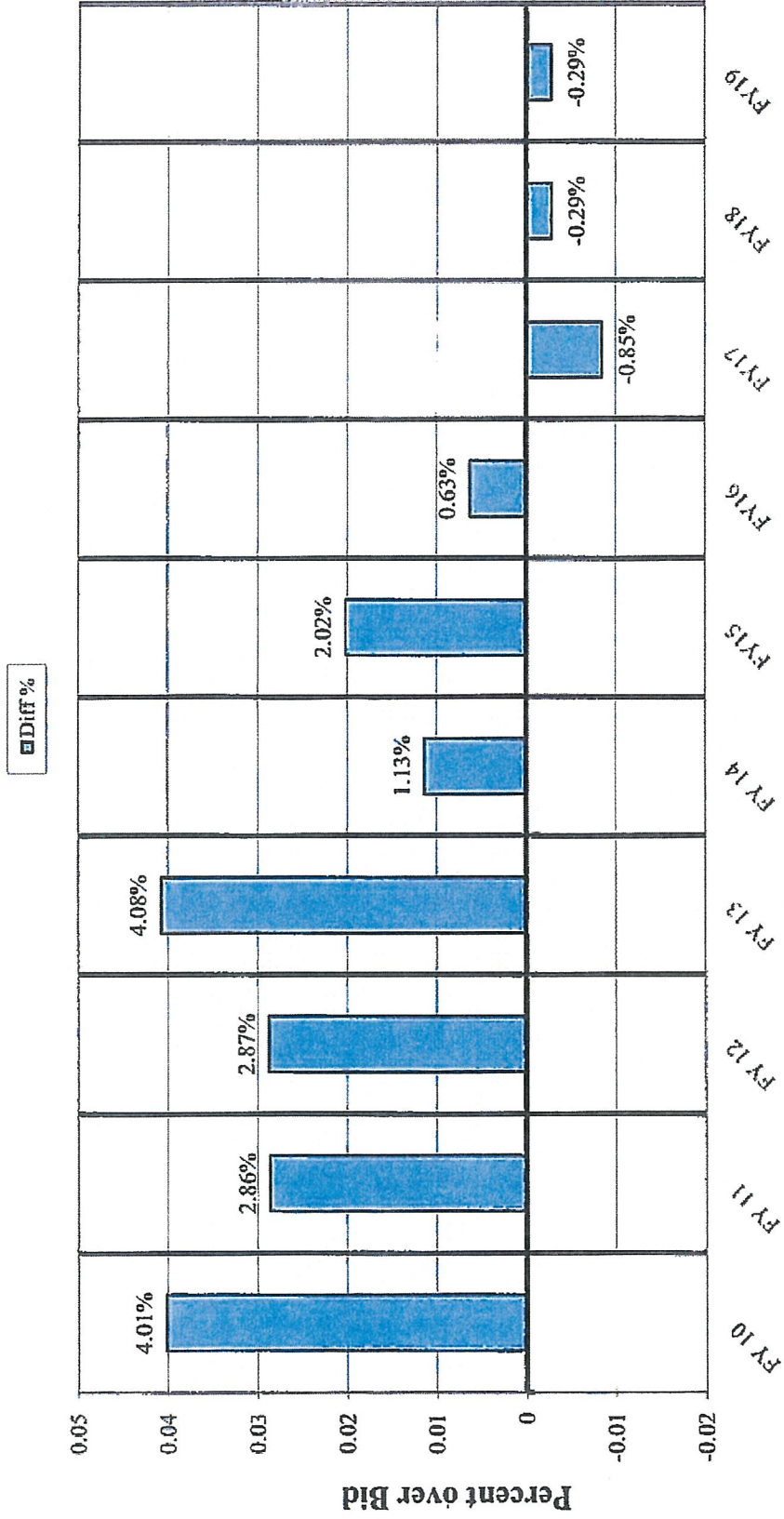
2019

Letting	Project	# bids
2/15/19	2104310	2
	A301445	5
	2102170	4
3/15/19	4101660	2
	4101520	4
	9900745R	3
4/19/19	LC00250	5
	2100920M200706	2
	5101285	3
	6101280R	2
5/17/2019	4100822	2
	LC00300	2
6/21/2019	4100831	3
6/28/2019	A301234	4
7/19/2019	4101330	4
	2100260	2
	2103100	1
	4101610	2
	6101430	2
8/16/2019	A300423	3
	6100904	3
	9900807	3
	9900805	3
	6101241	2
	5101261	2



# Average Percent over Bid Price - Statewide

State Fiscal Year 2019

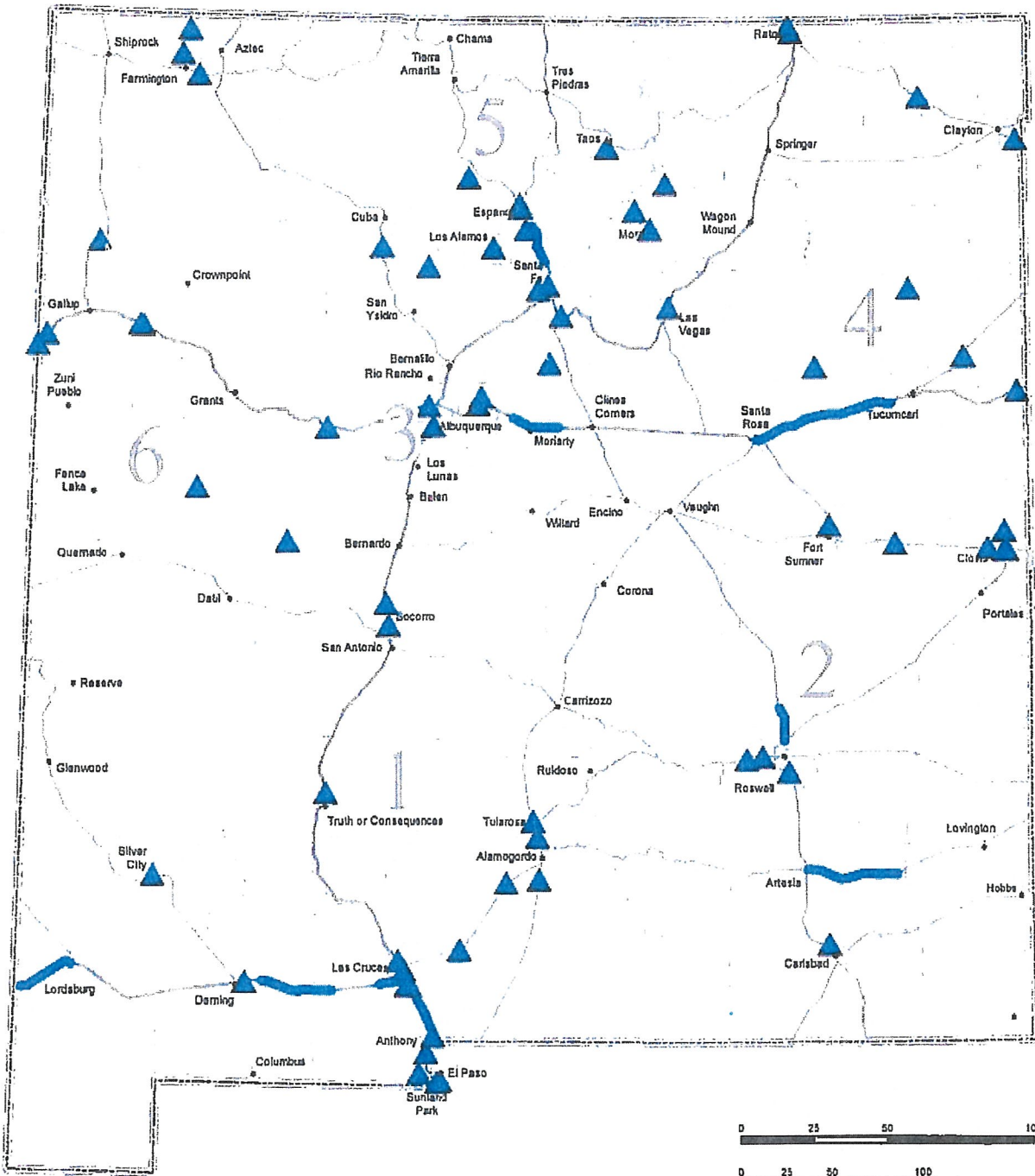


State Fiscal Year Quarter



**New Mexico Department of Transportation  
Construction and Civil Rights Bureau  
Active Projects by District**

<b>District</b>	<b>Active Projects</b>	<b>Original Bid Amount</b>	<b>Revised Contract Amount</b>
1	19	\$184,173,864.94	\$195,856,887.19
2	15	\$147,056,639.35	\$155,140,844.91
3	4	\$65,956,445.83	\$73,740,002.44
4	13	\$102,173,779.03	\$111,546,237.71
5	14	\$98,738,865.66	\$111,596,221.83
6	8	\$68,166,820.87	\$73,524,373.56
Statewide	73	\$666,266,415.68	\$721,404,567.64

# NMDOT ACTIVE PROJECTS JULY 2019



**LEGEND**

-  Active Projects (Less than 10 Miles)
-  Active Projects (Greater than 10 Miles)

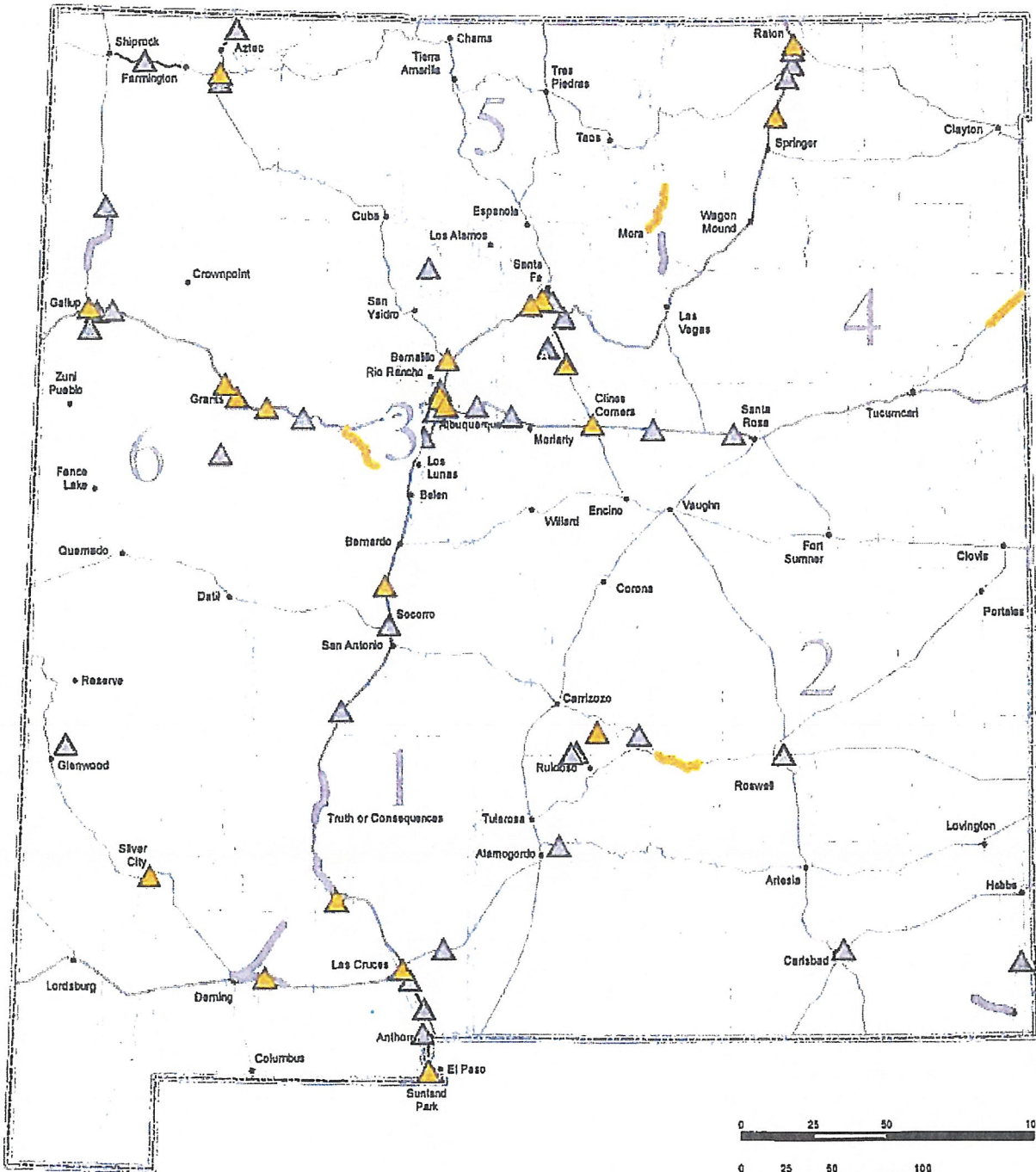
This map shows projects active and completed projects as of July 2019 for the New Mexico Department of Transportation (NMDOT)







**New Mexico Department of Transportation  
Construction and Civil Rights Bureau  
Projects Finaled by District/Year**

<b>District</b>	<b>Year</b>	<b>Projects Finaled</b>	<b>Revised Contract Amount</b>
1	2018	11	\$82,826,861.31
1	2019	5	\$21,681,809.88
	<b>D1 Total</b>	<b>16</b>	<b>\$104,508,671.19</b>
2	2018	6	\$25,374,522.28
2	2019	2	\$9,491,233.31
	<b>D2 Total</b>	<b>8</b>	<b>\$34,865,755.59</b>
3	2018	4	\$5,393,991.04
3	2019	4	\$30,645,653.41
	<b>D3 Total</b>	<b>8</b>	<b>\$36,039,644.45</b>
4	2018	3	\$18,613,904.75
4	2019	4	\$14,992,813.16
	<b>D4 Total</b>	<b>7</b>	<b>\$33,606,717.91</b>
5	2018	8	\$28,075,649.41
5	2019	5	\$24,203,818.90
	<b>D5 Total</b>	<b>13</b>	<b>\$52,279,468.31</b>
6	2018	7	\$115,475,493.96
6	2019	5	\$57,225,074.97
	<b>D6 Total</b>	<b>12</b>	<b>\$172,700,568.93</b>
<b>Total Projects Finaled 2018</b>		<b>39</b>	<b>\$275,760,422.75</b>
<b>Total Projects Finaled 2019</b>		<b>25</b>	<b>\$158,240,403.63</b>

# NMDOT COMPLETED PROJECTS JULY 2019



**LEGEND**

-  2019 Completed Projects
-  2018 Completed Projects
-  2019 Completed Projects
-  2018 Completed Projects

This map shows projects completed projects as of July 2019 for the New Mexico Department of Transportation (NMDOT) as well as 2018 completed projects



# Percent Projects Completed On-Time

