

New Mexico State Parks



OUR MISSION:

Protect and enhance natural and cultural resources, provide first-class recreational and educational facilities and opportunities, and promote public safety to benefit and enrich the lives of visitors.

A Division of the Energy, Minerals & Natural Resources Department



WHO WE ARE...

Tied to communities in
25 Counties

- 35 parks statewide, including 19 lakes and 191,586 acres of land and water
- Approximately \$100 million in fixed assets
- FY 22 = 5.2 million visitors
- 70% of New Mexicans live within 40 miles of a state park
- State Parks' visitation positively impacts rural economies throughout New Mexico.

WHAT WE DO...

State Parks are made up of 35 separate entities, each similar to a small municipality consisting of:



Public Safety



Buildings & Facilities



Public Education



Resource Protection



Utilities & Infrastructure



Public/Private
Business Partnerships



Grounds & Roadways



Vehicles & Equipment



Economic Development

Park & Community Partnerships


Diverse Federal, State, & Local Partners



NEW MEXICO
STATE LAND OFFICE



— BUREAU OF —
RECLAMATION



State Park Fees

- **Day Use:** \$5 per vehicle
- **Camping:**
 - Primitive - \$8
 - Developed - \$10
 - Developed w/utility - \$14
 - Full utility - \$18
- **Annual Day Use Pass:** \$40
- **Annual Camping Pass:**
 - Resident - \$180
 - Senior - \$100
 - NM Resident Disabled - \$100
 - Out of State - \$225
 - Replacement - \$10



Morphy Lake State Park



Self Pay Station

WARNING - 18 FOOT MAXIMUM IN LENGTH IN THIS PARK
OVER LENGTH VEHICLES COULD BE DAMAGED - AS NEEDED

DAY USE (Hours: 6:00 am to 10:00 pm)
NON-VEHICLE DAY USE \$5 PER VEHICLE
BUS/COACH \$25 PER VEHICLE
RV/BOAT \$40 PER VEHICLE
(AVAILABLE FROM PARK STAFF)

CAMPING (Day Use Fees Included)
BEHAVIOR \$10 PER NIGHT VEHICLE
PLEASE PACK OUT ALL TRASH
FIRE AND NO WASTE DISPOSAL SERVICE

ANNUAL CAMPING PERMIT (ACP)
AVAILABLE FROM PARK STAFF OR NMSTPARKS.COM
NON-RESIDENT \$180.00 PER VEHICLE
SENIOR (62+) OR DISABLED \$100.00 PER VEHICLE
OUT OF STATE RESIDENT \$225.00 PER VEHICLE

INSTRUCTIONS

1. COMPLETE ALL INFORMATION ON PAY ENVELOPES.
2. PLACE CASH OR CHECK (PREFERRED) PROPERLY IN ENVELOPE.
3. REMOVE WHITE AND YELLOW STAPLES & SEAL ENVELOPE.
4. PLACE ENVELOPE IN DESIGNATED TRASH.
5. CHECK IN PAY STATION AS FOLLOWS:

- PLACE BILLS COPIES AND CHANGE IN PROVIDED PLACET.
- PLACE YELLOW COPY ON CAMPER/BOAT.

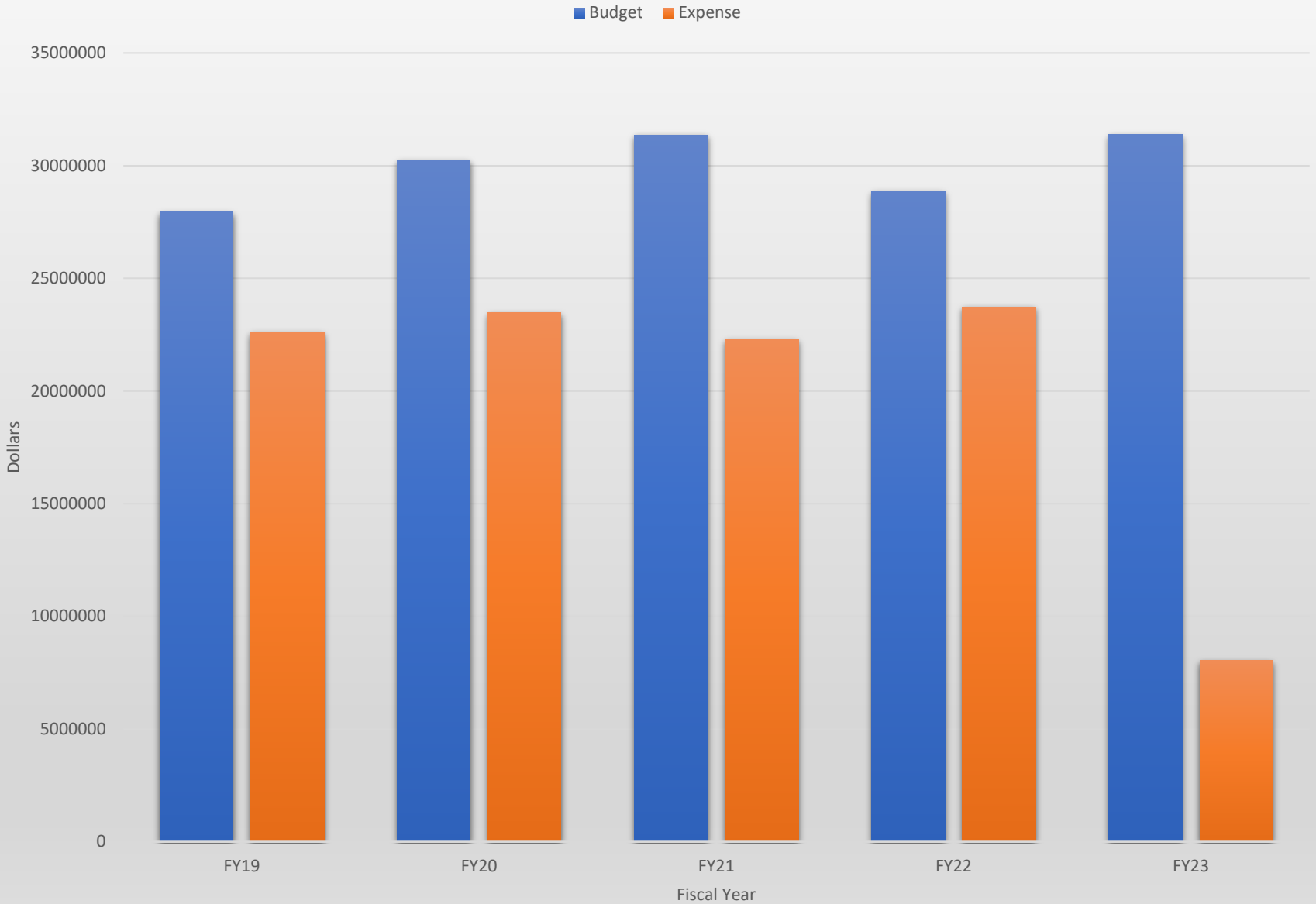
RANGERS PERFORM FIELD CHECKS TO VERIFY PAYMENT
BY THE NEW MEXICO STATE PARK

PLEASE

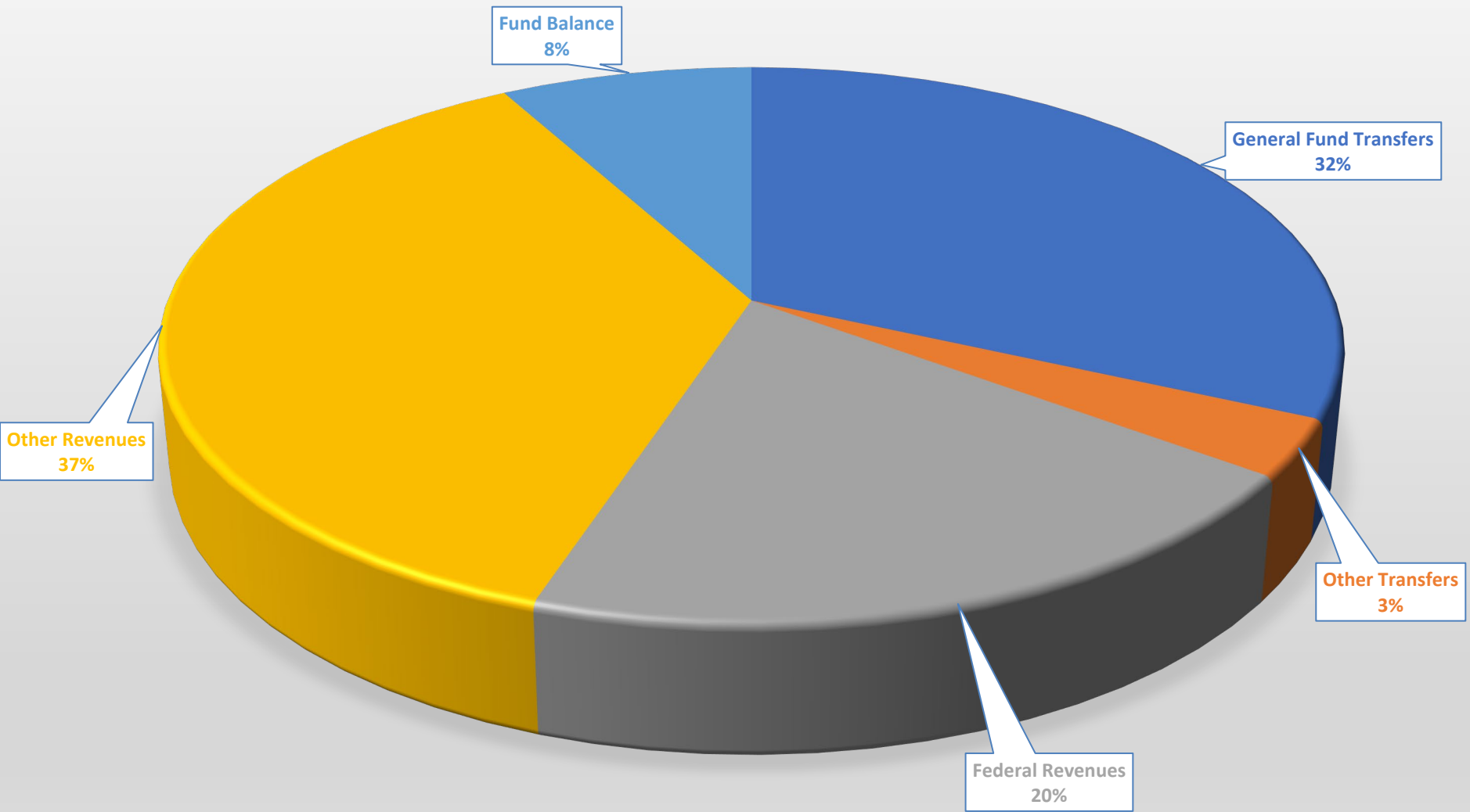
- Campers Check-out 2:00 pm
- Quiet Hours: 10:00 pm to 7:00 am
- Keep Pets On Leash & Clean Up Pet Waste
- Camps Only in Designated Spaces
- No Glass Containers
- In Case of Emergency Dial 911

THANK YOU! Your fees help maintain and operate this New Mexico State Park.

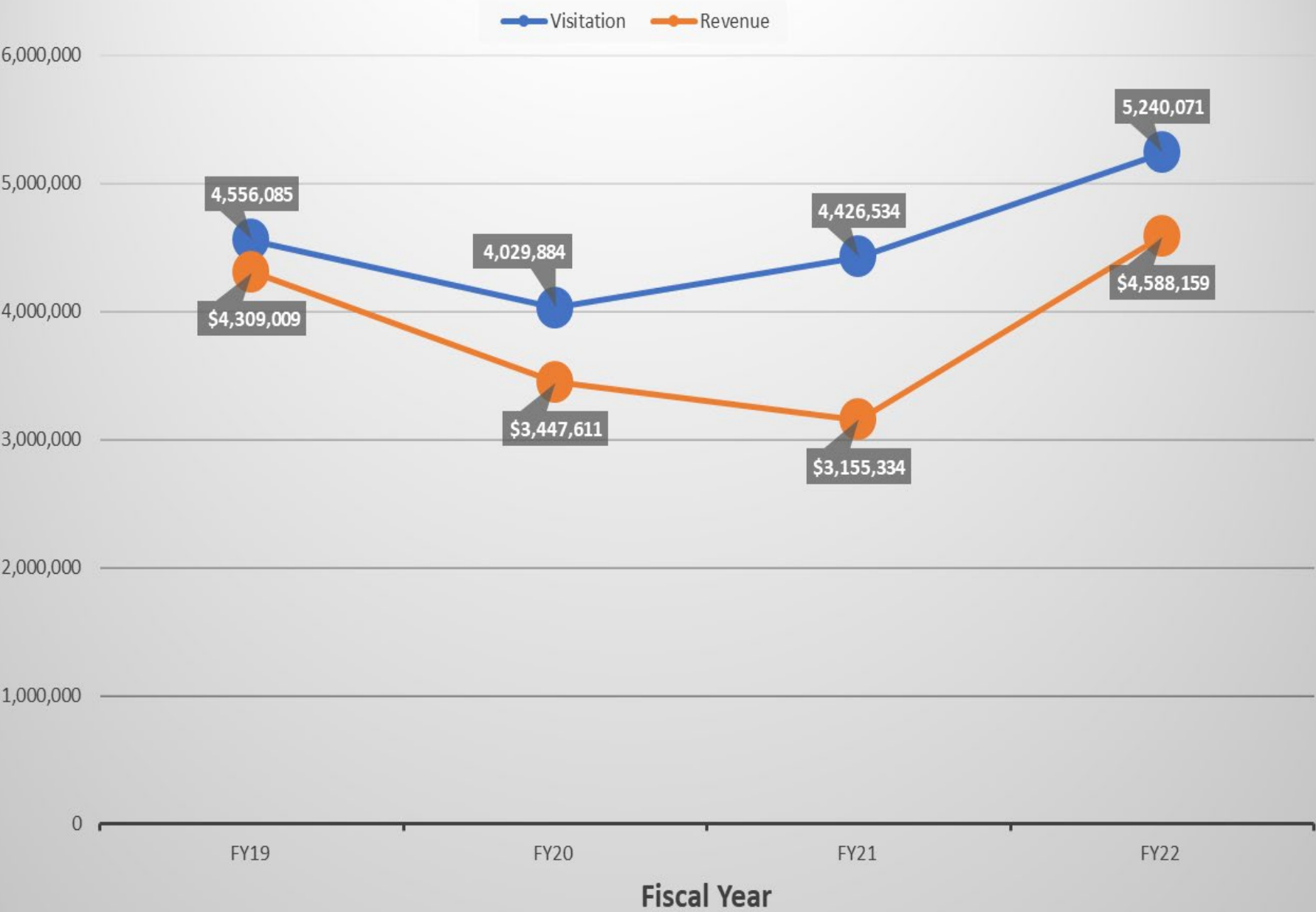
Total Operating Budget and Expenditures FY19-FY23



FY23 OPERATING BUDGET

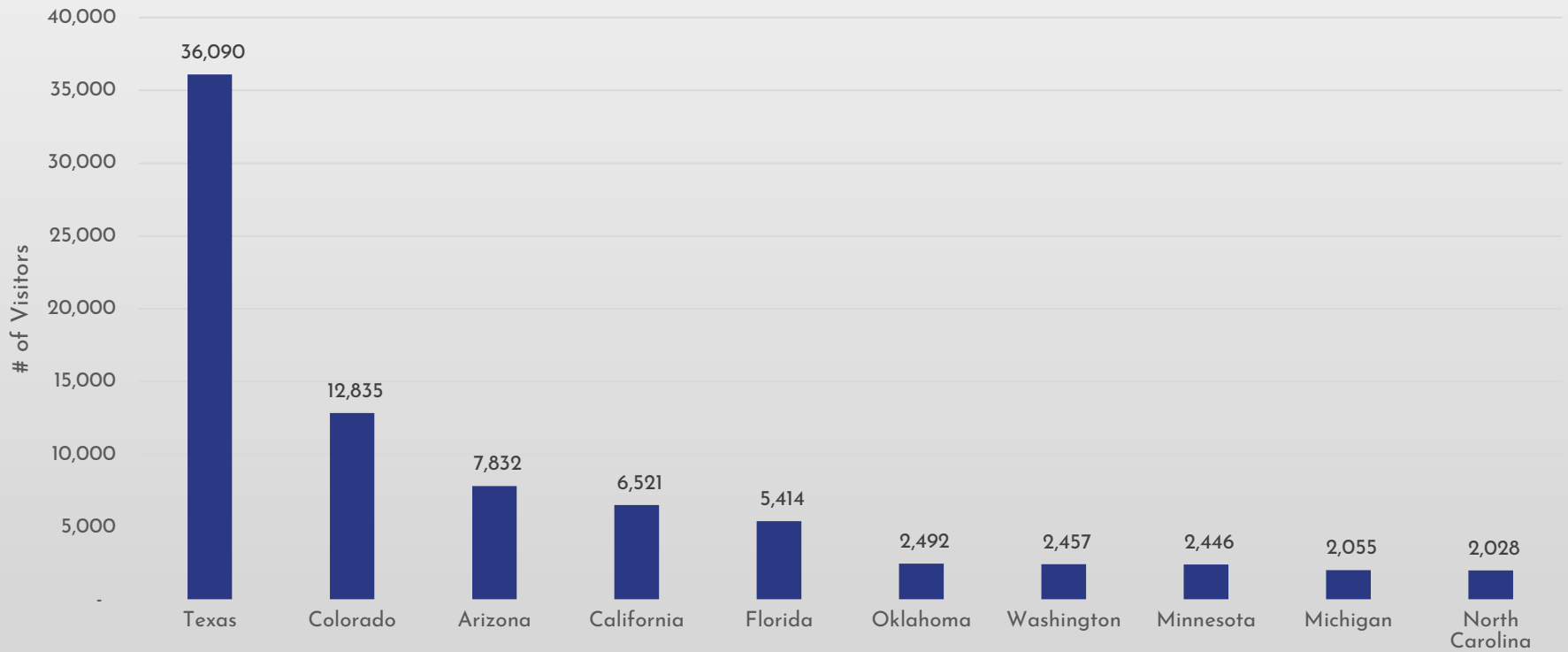


Park Visitation & Revenue Fiscal Years 19-22

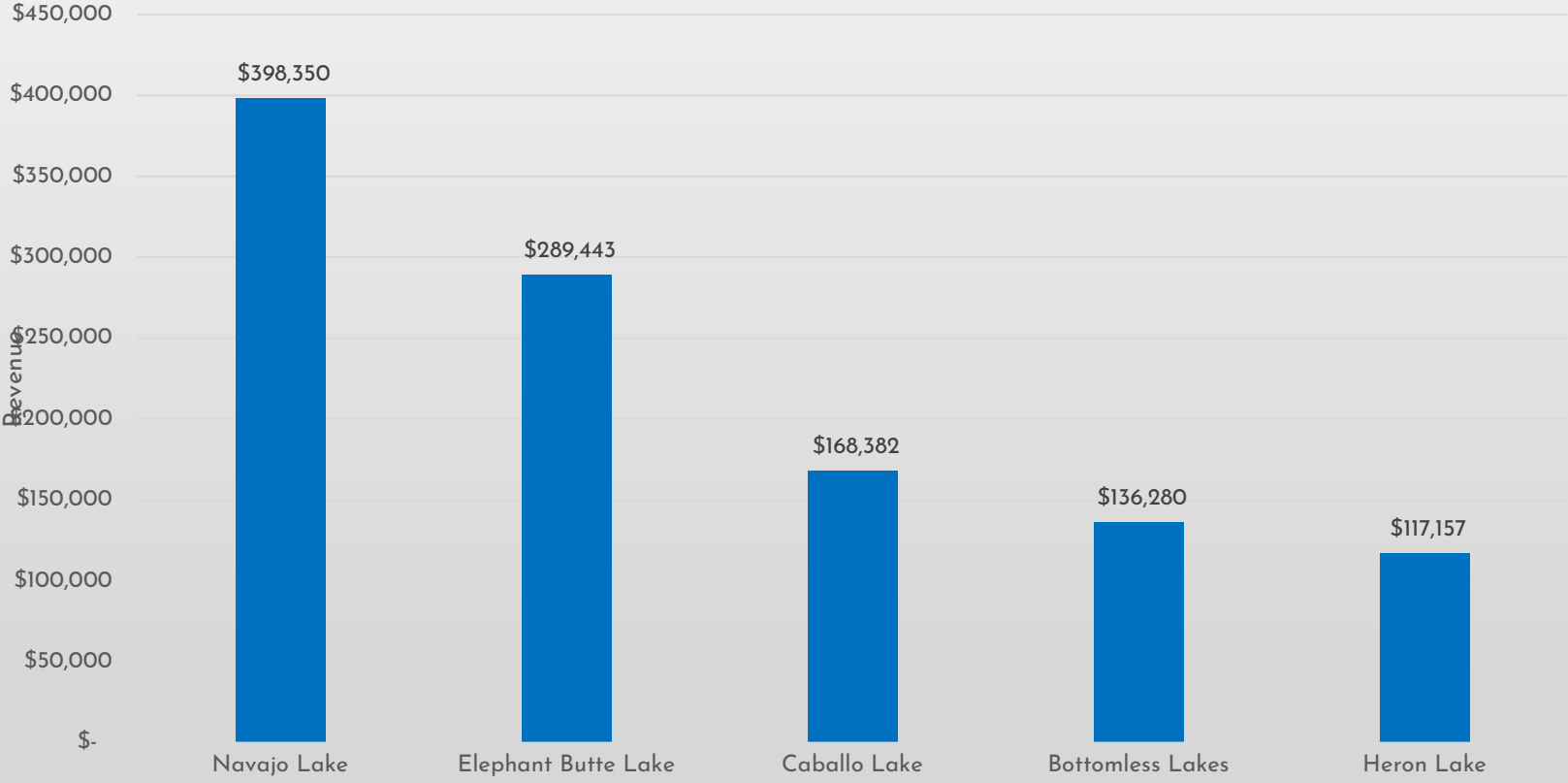


STATE PARKS KNOWS OUR VISITORS

▲ 42% New Mexico Residents, 58% Out of State

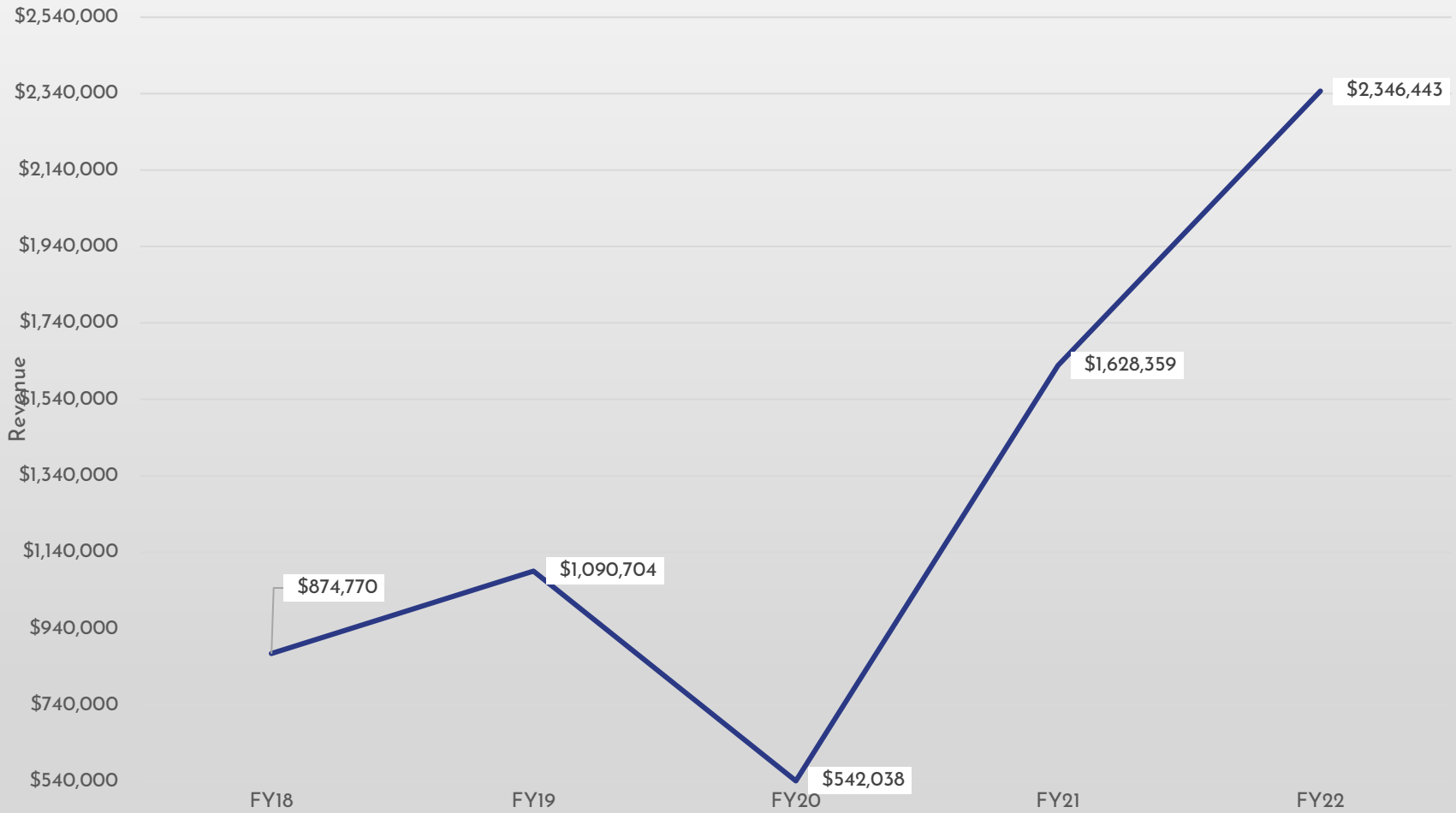


PARK REVENUE TOP 5 PARKS FY22

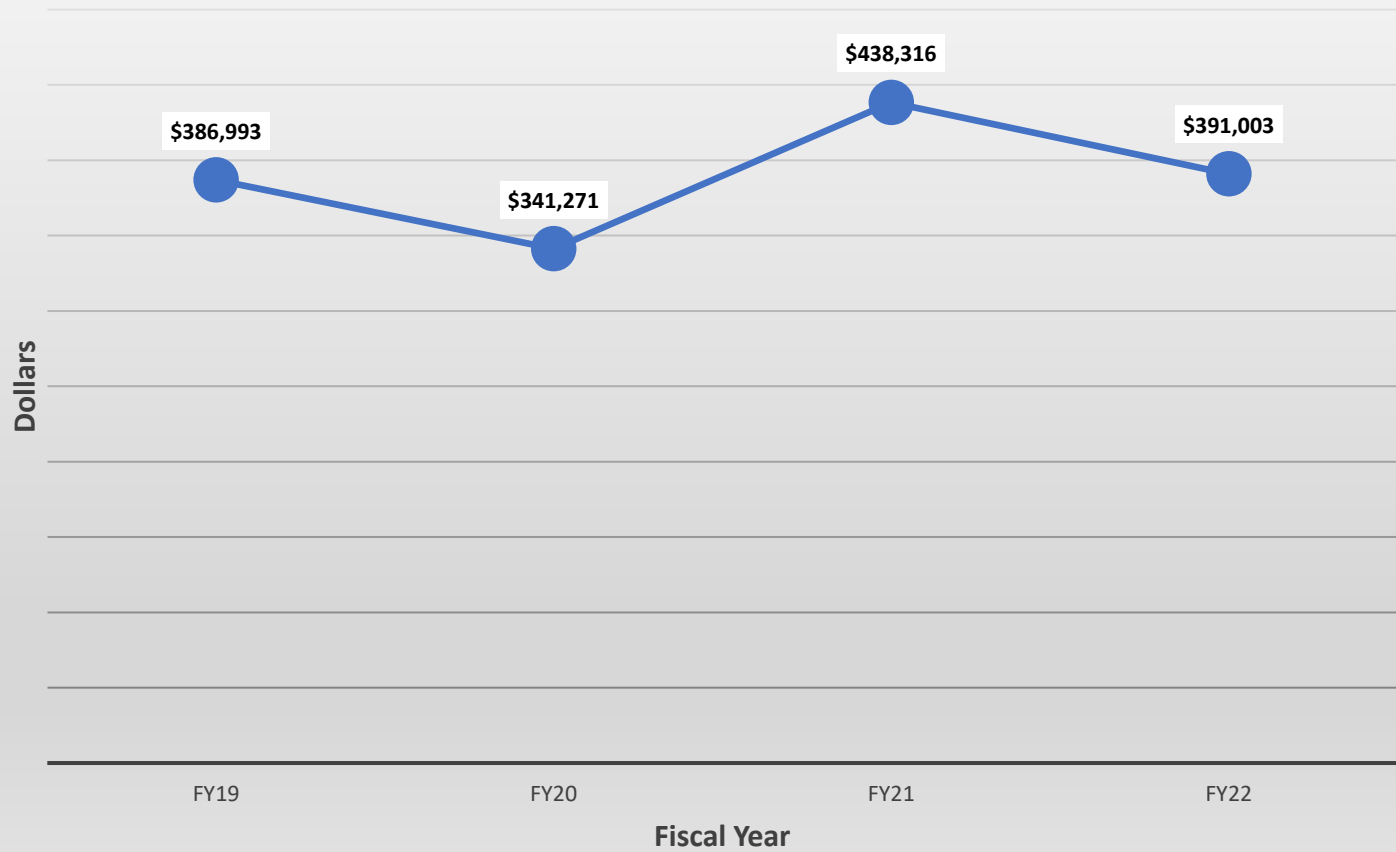


RESERVATION REVENUE

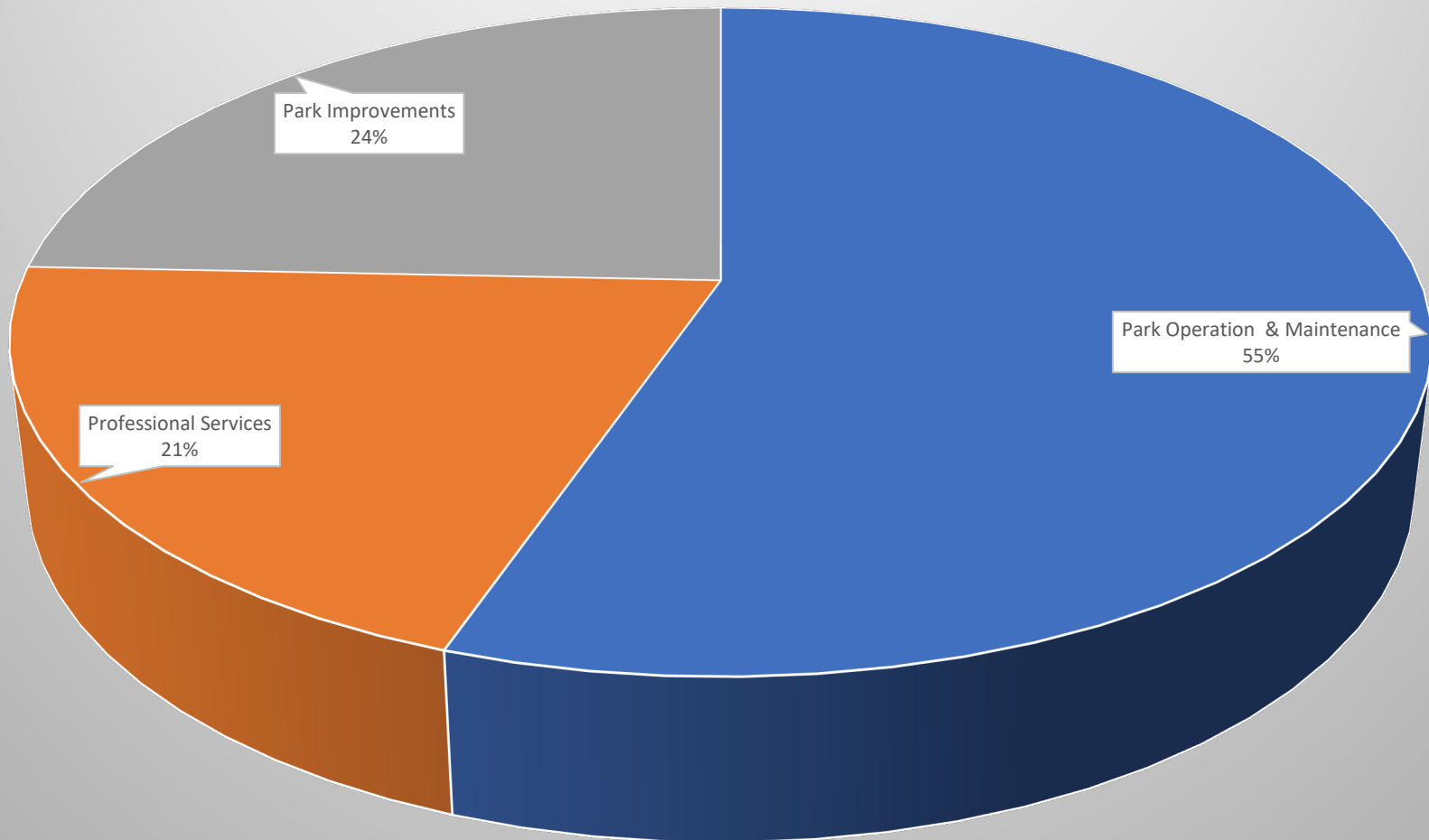
CAMPING TRENDS



Concessionaire Revenues FY19-FY22



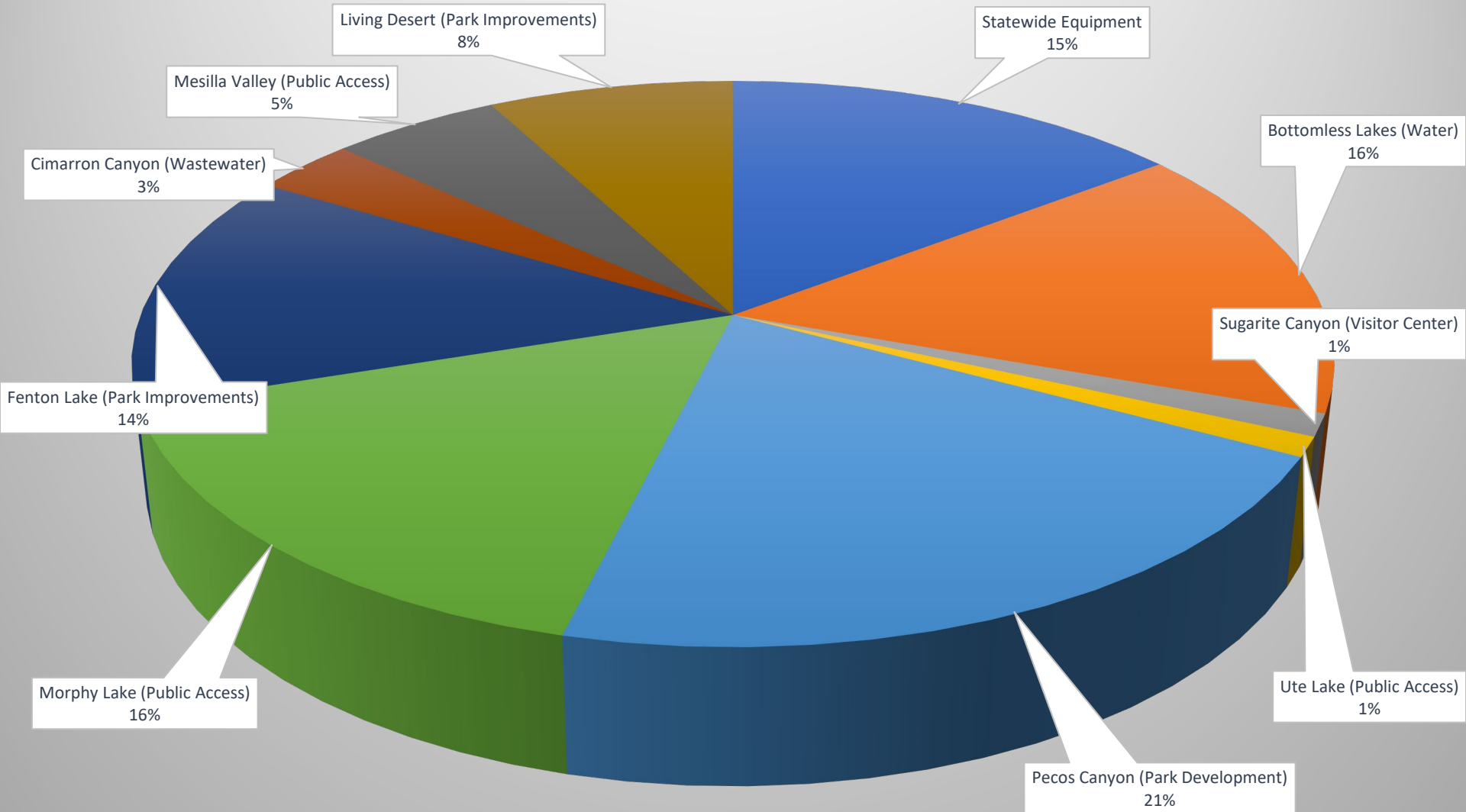
ARPA INFRASTRUCTURE FUND EXPENDITURES FISCAL YEAR 2022



■ Park Operation & Maintenance ■ Professional Services ■ Park Improvements

ARPA INFRASTRUCTURE PROJECTS

FISCAL YEARS 23-25



FY22-23

Capital Improvement Projects

<u>Park Projects</u>		State	Federal	Total
Navajo Lake	Rehabilitate Vault Toilets and Comfort Stations	\$173,934	-	\$173,934
Bluewater Lake	Access Road and Boat Ramp	\$195,110	\$585,330	\$780,440
Clayton Lake	Visitor Center Roof Replacement	\$58,428	-	\$58,428
Bottomless Lakes	Renovation of Lea Lake Recreation Area	\$663,379	\$663,379	\$1,326,759
Living Desert Zoo and Gardens	Walking Path Rehabilitation	\$49,406	\$92,077	\$141,483
Hyde Memorial	Solar Microgrid	\$2,233,743	-	\$2,233,743
Hyde Memorial	Replace Primary Conduit and Electric Cable	\$435,899	-	\$435,899
Rio Grande Nature Center	Solar Carport	\$96,727	\$67,683	\$164,410
Storrie Lake	Comfort Station	\$76,698	\$76,698	\$153,396
			Total:	\$5,468,491
<u>FLAP/FLTP</u>				
Heron Lake	Rio Chama Trail	\$66,000	\$1,550,000	\$1,616,000
Navajo Lake	Cottonwood Campground Bridge	\$670,000	\$3,930,000	\$4,600,000
Elephant Butte Lake	Lakeshore Drive	\$1,230,000	\$15,670,000	\$16,900,000
			Total:	\$23,116,000

Park Improvements



Historical Restoration



Energy Conservation



Boat Access



Public Access



Universal Access



Recovery



NEW MEXICO'S STATEWIDE COMPREHENSIVE OUTDOOR RECREATION PLAN

Strategic Plan for 2022-2026
December 2021



Prepared by:



Prepared for:



- The 2021-2026 SCORP was completed December 2021; and approved March 2022. SCORP complements and supports SLO outdoor recreation efforts.
- The SCORP provides recommendations to guide outdoor recreation providers in achieving a common vision for outdoor resources in New Mexico.
- Identifies the economic contributions of outdoor recreation to the state and the nation.
- The SCORP is updated every five years. These updates are a federal requirement for the state and allow New Mexico to continue to receive federal funding from the Land and Water Conservation Fund.
- To learn more about the SCORP and to download a copy of the final report, go to:
<https://www.emnrd.nm.gov/spd/statewide-comprehensive-outdoor-recreation-plan-scorp/>.

Economic Impact of Outdoor Recreation in New Mexico

- Contributed \$2.4B to New Mexico's GDP, 2.2% of the state's total GDP. Of that number, 27% in direct spending on outdoor recreation activities and 63% supported construction and travel.
- Created 35,065 jobs in the state and \$1.2B in total compensation, along with 3.1% and 2.3% of total employment and compensation in the state, respectively.
- Our state ranks fifth in the country for value-added growth and second for employment growth in the outdoor recreation industry.
- Between 2015 and 2019, the number of total visitors to New Mexico grew 12% and visitor spending grew 18%.

The image shows the cover of a report titled "NEW MEXICO'S STATEWIDE COMPREHENSIVE OUTDOOR RECREATION PLAN". The cover has a green and white color scheme. The title is in large, bold, white letters. Below the title, it says "Strategic Plan for 2022-2026" and "December 2021". On the right side, there is a logo that says "GET OUTSIDE, NEW MEXICO" with a small graphic of a person climbing a rock. Below the logo, it says "Planning for the future of outdoor recreation in the state". The middle section of the cover features three photographs: a person standing on a rocky outcrop at sunset, a person climbing a rock face, and a person sitting on a bench in a forest. At the bottom, there are logos for "Prepared by: SITES SOUTH-WEST" and "Prepared for: NEW MEXICO emerald Deep Water and Wetland Restoration" and "LAND-WATER COOPERATION OF COLORADO".

NEW MEXICO'S STATEWIDE
**COMPREHENSIVE OUTDOOR
RECREATION PLAN**
Strategic Plan for 2022-2026
December 2021

**GET OUTSIDE,
NEW MEXICO**
Planning for the future
of outdoor recreation in
the state

Prepared by:

SITES
SOUTH-WEST

Prepared for:
 NEW MEXICO
emerald
Deep Water and Wetland Restoration

 LAND-WATER
COOPERATION
OF COLORADO

LAND & WATER CONSERVATION FUND

- The **LWCF State and Local Assistance Program** provides matching grants to support state, local and tribal governments and is administered through the State Parks Division. Grants fund the acquisition and/or development of outdoor recreation areas and facilities on public land.
- Projects funded through the LWCF require a **50% match** and are legally bound to remain as outdoor recreation facilities **in perpetuity**.
- Annual appropriations of LWCF funds to NM are anticipated to be around \$3M.
- State Parks is currently soliciting proposals, these solicitations will occur annually.
- An additional \$150M is currently available through the Outdoor Recreation Legacy Partnership (**ORLP**) for urban, underserved and economically challenged areas.



Thank You for Your Support!

- **State Parks Improved Operating Budget**
 - FY23 \$29.6 million operating budget
 - FY23-25 \$20 million ARPA infrastructure funds
- **Support New Opportunities**
 - Salaries to recruit/retain natural resource professionals
 - Land Acquisition
 - Restore outdoor education program
- **Support Capital Funding**
 - Grounds & Roadways
 - Facilities & Structures
 - Vehicles & Equipment
- **Support Department Administrative & Program Services**
 - Finance & Budget
 - Legal & Human Resources
 - Information Technology & Communication

