

Objective:  
To position New  
Mexico as a national  
leader in energy and  
natural resources  
management.



## Budget Overview:

Agency Submission 9/1/22: \$155,721,200

- General Fund: \$40,179,700
- Federal Funds: \$68,910,700
- Other Revenues: \$31,905,300
- Other Transfers: \$4,281,300
- Fund Balance: \$10,444,200


FY23 Budget: \$80,406,100

- General Fund: \$29,358,500
- Federal Funds: \$26,407,600
- Other Revenues: \$17,729,600
- Other Transfers: \$4,552,400
- Fund Balance: \$2,629,100

# Energy, Minerals & Natural Resources

EMNRD's proposed budget funds programs and positions to enhance:

- Fire Fighting and Natural Resource Protection
- Industry Oversight: Oil and Gas, Mining
- Visitors' experiences in our State Parks
- Solar and green building tax credit certifications for New Mexicans
- Program Support – the backbone of the agency
- Maximum deployment of IIJA, IRA, other federal dollars



# State Forestry (P741)

**Agency Submission: \$31,972,800 (GF: \$9,660,100; Fed: \$18,380,100)**

**FY23: \$18,187,000 (GF: \$4,929,300 Fed:\$10,590,200)**



- **Fight fires**
  - Increase initial attack capacity with seasonal fire engine bosses in all Districts
  - Create 3 state Hot Shot crews to build expertise and retain trained firefighters
  - Expected Outcomes: high initial attack success rate and improve firefighter career advancement opportunities, capacity to do forestry work when not on fires
- **Local firefighter training & support**
  - Expected Outcomes: Provide more training for firefighters, coordinate with more local gov't fire departments, and improve state-jurisdiction wildfire management
- **Post-fire watershed recovery**
  - Create post-fire watershed response and recovery capacity to address burned area damage
  - Improve forestry, watershed + fire management support to Tribes, Pueblos, and Nations
  - Expected outcomes: More assistance to wildfire-affected communities on flooding and post-fire damage, technical assistance to Tribes, and more reforested acres



## Oil Conservation Division (P744)

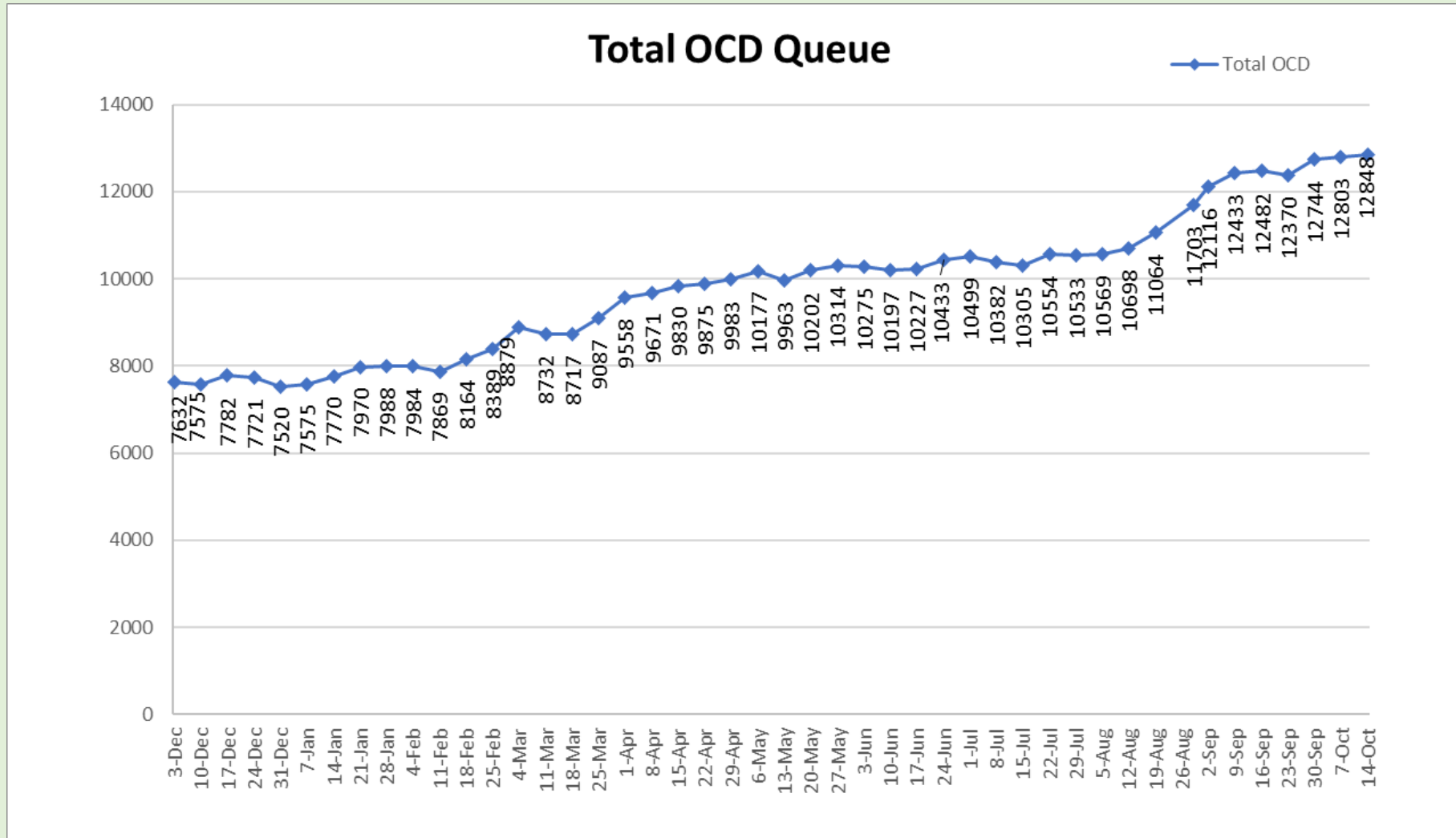
**Agency Submission: \$57,190,100 (GF: \$10,421,500; Fed: \$25,839,700)**

**FY23: \$13,198,600 (GF: \$7,575,300; Fed: \$805,200)**



- Jan. 2022 UNM BBER report found that production has doubled in the last few years, but OCD staffing has not kept pace, creating backlogs
- Creates 20 new FTEs across the Division including the environment, engineering, legal, IT, hearings and administration bureaus
- Staffs the Division for responsible oversight of the oil and gas industry
- Additional staff can improve permit and remediation processing time, supporting the state's budget by keeping operations and cleanup running in a timely and efficient manner. Additional staff is also expected to bring increased revenue to the state through increased remediation and reclamation activities.
- Invests in data collection and analysis for improved transparency
- Federal and Other State dollars are for specific uses not operations and salaries

# Oil Conservation Division (P744)



## State Parks Division (P742)

**Agency Submission: \$41,412,400 (GF: \$12,661,500 Fed: \$9,236,700)**

**FY23: \$29,611,400 (GF: \$9,958,400 Fed: \$4,702,723)**

- Supports hiring law enforcement park rangers statewide to promote public safety and protect natural and cultural resources
- Fills vacancies to better serve New Mexicans and grow the outdoor recreation economy
- Reduce unfunded vacancy rate to 10%

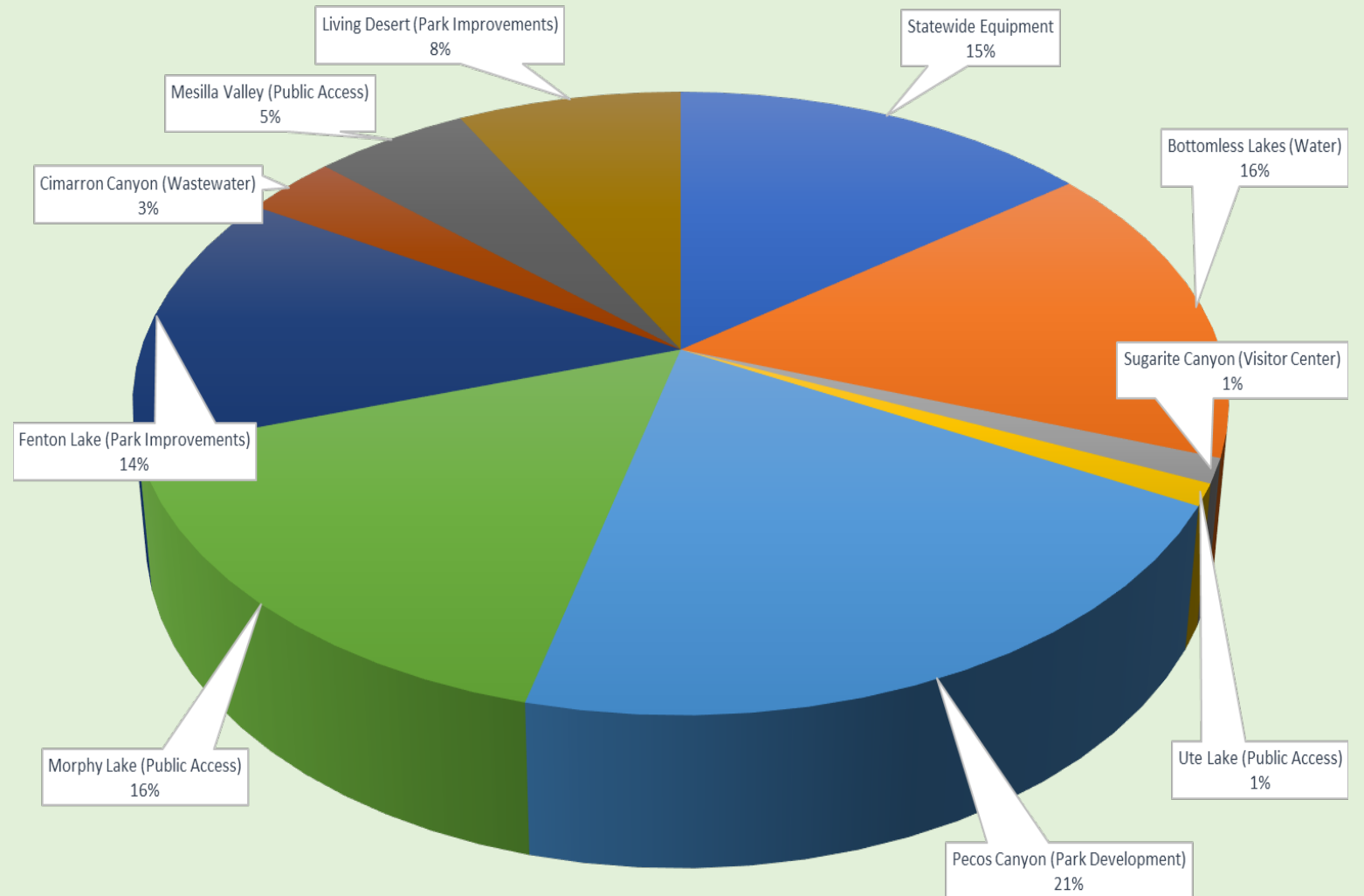
*No new FTEs were requested for State Parks*



# ARPA INFRASTRUCTURE PROJECTS

## FISCAL YEARS 23-25

State Parks Division (P742)





## State Parks Division (P742)



# Economic Impact of Outdoor Recreation in New Mexico

- Contributed \$2.4B to New Mexico's GDP, 2.2% of the state's total GDP. Of that number, 27% in direct spending on outdoor recreation activities and 63% supported construction and travel.
- Created 35,065 jobs in the state and \$1.2B in total compensation, along with 3.1% and 2.3% of total employment and compensation in the state, respectively.
- Our state ranks fifth in the country for value-added growth and second for employment growth in the outdoor recreation industry.
- Between 2015 and 2019, the number of total visitors to New Mexico grew 12% and visitor spending grew 18%.



## State Parks Division (P742)



- The 2021-2026 SCORP was completed December 2021; and approved March 2022. SCORP complements and supports SLO outdoor recreation efforts.
- The SCORP provides recommendations to guide outdoor recreation providers in achieving a common vision for outdoor resources in New Mexico.
- Identifies the economic contributions of outdoor recreation to the state and the nation.
- The SCORP is updated every five years. These updates are a federal requirement for the state and allow New Mexico to continue to receive federal funding from the Land and Water Conservation Fund.
- To learn more about the SCORP and to download a copy of the final report, go to:  
<https://www.emnrd.nm.gov/spd/statewide-comprehensive-outdoor-recreation-plan-scorp/>.

## State Parks Division (P742)



- The **LWCF State and Local Assistance Program** provides matching grants to support state, local and tribal governments and is administered through the State Parks Division. Grants fund the acquisition and/or development of outdoor recreation areas and facilities on public land.
- Projects funded through the LWCF require a 50% match and are legally bound to remain as outdoor recreation facilities in perpetuity.
- Annual appropriations of LWCF funds to NM are anticipated to be around \$3M.
- State Parks is currently soliciting proposals, these solicitations will occur annually.
- An additional \$150M is currently available through the Outdoor Recreation Legacy Partnership (ORLP) for urban, underserved and economically challenged areas.

# Energy Conservation and Management Division (P740)

**Agency Submission: \$5,516,800 (GF: \$1,979,000 Fed: \$3,289,900)**

**FY23: \$4,073,400 (GF: \$1,934,800 Fed:\$1,911,200)**

- Solar Market Development & Sustainable Buildings Tax Credits (SBTC)
  - Legislature expanded programs with no commensurate additions to ECMD staffing
    - 2,613 solar tax credit applications were approved and certified in 2021 totaling \$8 million
    - Issued 843 SBTC certificates in 2021 for residential, commercial, and manufactured homes (under the 2015 program). Average 800+ applications/year.
  - Add 2 new FTEs in the Tax Incentives Program to process applications timely and answer constituent inquiries



## Mining and Minerals Division (P743)

**Agency Submission: \$13,516,100 (GF: \$1,352,300 Fed: \$11,296,800)**

**FY23: \$9,296,200 (GF: \$928,900 Fed: \$ 7,530,800)**

- Supports implementation of Water Data Act (EMNRD has never received funding to implement the Act)
  - \$250k recurring, 2 FTEs
  - \$900k one-time contract dollars for design and implementation, water data digitizing and conversation, collecting/processing data from all mines and oil/gas ops
- Increase in federal funding for mine reclamation





## Program Leadership and Support (P745)

**Agency Submission: \$6,113,000 (GF: \$4,105,300)**

**FY23: \$6,039,500 (GF: \$4,031,800)**

- EMNRD needs funding for every single Program Leadership and Support position
- Recognizes Program Support's important role in EMNRD securing federal funds for New Mexico and managing legal compliance




## Special Appropriation (one-time)

**Agency Submission: \$1,813,336**

***Provides matching requirements for \$16,891,408 in federal infrastructure funds***

- *40101: Preventing Outages and Enhancing the Resilience of the Electric Grid (formula award)*
- *40502: Energy Efficiency Revolving Loan Fund Capitalization Grant Program (formula award)*
- *40552: Energy Efficiency and Conservation Block Grant Program (formula award)*
- *40503: Energy Auditor Training Grant Program (competitive award)*



Objective:  
To position New  
Mexico as a national  
leader in energy and  
natural resources  
management.



**Thank you**